


Pittsburgh Steelers



1979

Media Guide

\$1.00

1979 NATIONAL FOOTBALL LEAGUE SCHEDULE

(All times local)

SATURDAY, SEPTEMBER 1 (First Weekend)

1. Detroit at Tampa Bay 8:00

SUNDAY, SEPTEMBER 2

2. Atlanta at New Orleans 1:00
3. Baltimore at Kansas City 3:00
4. Cincinnati at Denver 2:00
5. Cleveland at New York Jets 4:00
6. Dallas at St. Louis 1:00
7. Green Bay at Chicago 1:00
8. Houston at Washington 1:00
9. Miami at Buffalo 1:00
10. New York Giants at Philadelphia 1:00
11. Oakland at Los Angeles 1:00
12. San Diego at Seattle 1:00
13. San Francisco at Minnesota 12:00

MONDAY, SEPTEMBER 3

14. Pittsburgh at New England 9:00

THURSDAY, SEPTEMBER 6 (Second Weekend)

15. Los Angeles at Denver 6:30

SUNDAY, SEPTEMBER 9

16. Cincinnati at Buffalo 1:00
17. Cleveland at Kansas City 3:00
18. Dallas at San Francisco 1:00
19. Houston at Pittsburgh 1:00
20. Minnesota at Chicago 12:00
21. New Orleans vs. Green Bay at Milwaukee 12:00
22. New York Jets at New England 4:00
23. Oakland at San Diego 1:00
24. St. Louis at New York Giants 1:00
25. Seattle at Miami 4:00
26. Tampa Bay at Baltimore 2:00
27. Washington at Detroit 1:00

MONDAY, SEPTEMBER 10

28. Atlanta at Philadelphia 9:00

SUNDAY, SEPTEMBER 16 (Third Weekend)

29. Baltimore at Cleveland 1:00
30. Buffalo at San Diego 1:00
31. Chicago at Dallas 3:00
32. Denver at Atlanta 1:00
33. Detroit at New York Jets 1:00
34. Kansas City at Houston 1:00
35. Miami at Minnesota 1:00
36. New England at Cincinnati 1:00
37. Oakland at Seattle 1:00
38. Philadelphia at New Orleans 12:00
39. Pittsburgh at St. Louis 3:00
40. San Francisco at Los Angeles 1:00
41. Tampa Bay at Green Bay 1:00

MONDAY, SEPTEMBER 17

42. New York Giants at Washington 9:00

SUNDAY, SEPTEMBER 23 (Fourth Weekend)

43. Atlanta at Detroit 1:00
44. Baltimore at Pittsburgh 1:00
45. Chicago at Miami 4:00
46. Green Bay at Minnesota 12:00
47. Houston at Cincinnati 1:00
48. Los Angeles at Tampa Bay 4:00
49. New Orleans at San Francisco 1:00
50. New York Jets at Buffalo 1:00
51. Oakland at Kansas City 1:00
52. Philadelphia at New York Giants 4:00
53. San Diego at New England 1:00
54. Seattle at Denver 2:00
55. Washington at St. Louis 1:00

MONDAY, SEPTEMBER 24

56. Dallas at Cleveland 9:00

SUNDAY, SEPTEMBER 30 (Fifth Weekend)

57. Buffalo at Baltimore 2:00
58. Cincinnati at Dallas 3:00
59. Cleveland at Houston 1:00
60. Denver at Oakland 1:00
61. Kansas City at Seattle 1:00
62. Miami at New York Jets 1:00
63. Minnesota at Detroit 1:00
64. New York Giants at New Orleans 12:00
65. Pittsburgh at Philadelphia 1:00
66. St. Louis at Los Angeles 1:00
67. San Francisco at San Diego 1:00
68. Tampa Bay at Chicago 1:00
69. Washington at Atlanta 1:00

MONDAY, OCTOBER 1

70. New England at Green Bay 8:00

SUNDAY, OCTOBER 7 (Sixth Weekend)

71. Chicago at Buffalo 1:00
72. Dallas at Minnesota 3:00
73. Detroit at New England 1:00
74. Green Bay at Atlanta 1:00
75. Kansas City at Cincinnati 1:00
76. Los Angeles at New Orleans 3:00
77. New York Jets at Baltimore 4:00
78. Philadelphia at Washington 1:00
79. Pittsburgh at Cleveland 1:00
80. St. Louis at Houston 1:00
81. San Diego at Denver 2:00
82. Seattle at San Francisco 1:00
83. Tampa Bay at New York Giants 1:00

MONDAY, OCTOBER 8

84. Miami at Oakland 6:00

SUNDAY, OCTOBER 14 (Seventh Weekend)

85. Atlanta at Oakland 1:00
86. Buffalo at Miami 1:00
87. Denver at Kansas City 1:00
88. Detroit vs. Green Bay at Milw. 3:00
89. Houston at Baltimore 2:00
90. Los Angeles at Dallas 8:00
91. New England at Chicago 1:00
92. New Orleans at Tampa Bay 1:00
93. Philadelphia at St. Louis 12:00
94. Pittsburgh at Cincinnati 1:00
95. San Francisco at New York Giants 1:00
96. Seattle at San Diego 1:00
97. Washington at Cleveland 1:00

MONDAY, OCTOBER 15

98. Minnesota at New York Jets 9:00

SUNDAY, OCTOBER 21 (Eighth Weekend)

99. Atlanta at San Francisco 1:00
100. Baltimore at Buffalo 1:00
101. Chicago at Minnesota 1:00
102. Cincinnati at Cleveland 1:00
103. Detroit at New Orleans 1:00
104. Green Bay at Tampa Bay 1:00
105. Houston at Seattle 1:00
106. Miami at New England 1:00
107. New York Giants at Kansas City 3:00
108. Oakland at New York Jets 1:00
109. St. Louis at Dallas 1:00
110. San Diego at Los Angeles 1:00
111. Washington at Philadelphia 1:00

MONDAY, OCTOBER 22

112. Denver at Pittsburgh 9:00

THURSDAY, OCTOBER 25 (Ninth Weekend)

113. San Diego at Oakland 6:00

SUNDAY, OCTOBER 28

114. Buffalo at Detroit 1:00
115. Chicago at San Francisco 1:00
116. Cleveland at St. Louis 1:00
117. Dallas at Pittsburgh 1:00
118. Green Bay at Miami 4:00
119. Kansas City at Denver 2:00
120. New England at Baltimore 2:00
121. New Orleans at Washington 1:00
122. New York Giants at Los Angeles 1:00
123. New York Jets at Houston 12:00
124. Philadelphia at Cincinnati 4:00
125. Tampa Bay at Minnesota 1:00

MONDAY, OCTOBER 29

126. Seattle at Atlanta 9:00

SUNDAY, NOVEMBER 4 (Tenth Weekend)

127. Cincinnati at Baltimore 2:00
128. Cleveland at Philadelphia 1:00
129. Dallas at New York Giants 1:00
130. Detroit at Chicago 3:00
131. Los Angeles at Seattle 1:00
132. Minnesota at St. Louis 1:00
133. New England at Buffalo 1:00
134. New Orleans at Denver 2:00
135. New York Jets at Green Bay 3:00
136. San Diego at Kansas City 1:00
137. San Francisco at Oakland 1:00
138. Tampa Bay at Atlanta 1:00
139. Washington at Pittsburgh 1:00

(Continued on Inside Back Cover)

PITTSBURGH Steelers

1979 DIRECTORY

ADMINISTRATIVE

ARTHUR J. ROONEY
Chairman of the Board
DANIEL M. ROONEY
President
JOHN R. MCGINLEY
Vice-President
ARTHUR J. ROONEY, JR.
Vice-President
ED KIELY
Public Relations Director
JAMES A. BOSTON
Traveling Secretary
JOE GORDON
Publicity Director
DENNIS P. THIMONS
Controller
JAMES MAUND
Assistant Controller
GERALDINE GLENN
Director of Ticket Sales
DICK HALEY
Director of Player Personnel
WILLIAM NUNN, JR.
Asst. Director of Player Personnel
BOB SCHMITZ
Talent Scout—West Coast
TOM MODRAK
Pro Talent Scout
JOE KRUPA
College Talent Scout

OFFICE STAFF

MARY REGAN
RENE SEAVY
RHODA DUFFY
MAUREEN STACK
CATHY KOSAK
LINDA KULZER
LIBBY HAYES
CONNIE ROSE

COACHING STAFF

CHUCK NOLL
Head Coach
GEORGE PERLES
Assistant Head Coach
ROLLIE DOTSCHE
Offensive Line Coach
DICK HOAK
Offensive Backfield Coach
TOM MOORE
Receiver Coach
LOUIS RIECKE
Strength Coach
PAUL URAM
Administrative Assistant
DICK WALKER
Defensive Backfield Coach
ROBERT (WOODY) WIDENHOFER
Defensive Coordinator

MEDICAL AND TRAINING

DR. DAVID S. HUBER
Physician, M.D.
DR. ANTHONY P. YATES
Physician, M.D.
DR. PAUL STEELE
Physician, Orthopedic
DR. GEORGE P. BOUCEK
Dentist
DR. PHILLIP BUZZELLI
Ophthalmologist
RALPH W. BERLIN
Trainer
ROBERT MILIE
Assistant Trainer
ANTHONY PARISI
Equipment Manager
JACK HART
Field Manager
BOB MCCARTNEY
Film Director
HARRY HOMA
Photographer

PITTSBURGH STEELERS SPORTS, INC.

300 Stadium Circle
Pittsburgh, Pa. 15212

Telephone: 412-323-1200

TWX: 710-664-2018

TRAINING CAMP

St. Vincent College
Latrobe, Pa. 15650

Home Field: Three Rivers Stadium (50,350)

STEELER HISTORY

The Pittsburgh National Football League franchise was founded in 1933 by Art Rooney and today is the fifth oldest club in the league. The team was nicknamed the Pirates until 1940 when it was changed to Steelers.

Mr. Rooney was born in Coulterville, Pa. on January 26, 1901 and moved to Pittsburgh with his family at a very early age. He spent his boyhood on the site that now occupies Three Rivers Stadium and still lives just a five minute walk from the Steelers home field.

He was an outstanding athlete and excelled in football, baseball and boxing. Knute Rockne wanted him to play at Notre Dame but he attended Indiana State (Pa.), Georgetown and Duquesne. In baseball he was signed by the Boston Red Sox and Chicago Cubs. An arm injury ended his major league ambitions. He was selected to represent the United States on the Olympic boxing team.

For the Steelers and other pro football teams, the early years were a struggle as they competed with major league baseball, then the national pastime, and college football, the more established and popular version of the gridiron sport. The Steelers played their home games at Forbes Field but often it was necessary to take the game to the fans. It was not unusual for home games to be held in places such as Johnstown, Latrobe, Youngstown, Louisville and New Orleans.

In 1938 Mr. Rooney shocked the sports world by signing Colorado All America Whizzer White to a contract calling for \$15,800, an unheard of sum at that point in pro football. The NFL's first big-money player is now United States Supreme Court Justice Byron White.

It was not until 1942 that the Steelers had their first winning season. Sparked by rookie halfback Bill Dudley, a genuine triple-threat, they compiled a 7-4 record and finished second in the Eastern Division.

But this success was short-lived and the nucleus of a promising team was soon in the military uniform of Uncle Sam. Because of the manpower shortage created by World War II, the Steelers combined forces with the Philadelphia Eagles in 1943 and the Chicago Cardinals the next season.

After the war the Steelers made another major move in an attempt to bring Pittsburgh a winner when Jock Sutherland was appointed head coach in 1946. Dr. Sutherland had become a legend in the city coaching the University of Pittsburgh.

Utilizing the single wing offense, he quickly had the Steelers headed in the right direction and they tied for the divisional title in 1947 before losing a playoff to Philadelphia.

Again fate was unkind to the Steelers when Sutherland died unexpectedly while on a scouting trip in the spring of 1948. He was succeeded by John Michelosen.

An era ended in 1952 when Joe Bach began his second term as the team's coach and the Steelers became the last pro club to abandon the single wing. Bach had the Steelers playing more exciting football and improved their performance to .500 in 1953 when he resigned because of failing health.

For the third time, Rooney called on his long-time friend, Walt Kiesling to take over. He held forth until Buddy Parker arrived from Detroit in 1957 and gave Pittsburgh its best professional football until the current era.

With the flamboyant Bobby Layne joining his former coach in 1958, the Steelers went 7-4-1 and started a string of four winning seasons in six years. However, they fell short of a title of any kind although the 1963 team could have delivered one if it had won its final game against the New York Giants.

In 1964 Art Rooney, Sr. was inducted into the Pro Football Hall of Fame. At about the same time, a transition was beginning to take shape in the front office. Dan and Art, Jr., the oldest of Mr. Rooney's five sons, became active in the organization on a full-time basis.

As youngsters both had performed menial duties in training camp and their life spans actually paralleled that of the Steelers. Dan's first formal assignment was selling ads and editing the program. Art, Jr. worked in the ticket office, specializing in group sales.

At 47 Dan is one of the most able and respected executives in sports. He has served as Chairman of the NFL's Expansion Committee and guided the league through the difficult process that resulted in the current labor contract with the players. Most important, though, he has structured and oversees an efficient organization that complements the team's success on the field.

Art's significant contribution came in personnel. A former football player at St. Vincent College, he is the chief architect of the Steelers' very productive drafting system. Now 44, he spent many years scouring the country for prospects and still goes out in the field in a continuing effort to provide talent.

After Parker left prior to the 1965 season, Mike Nixon and Bill Austin attempted to produce a winner. They failed.

In 1969 the Rooneys named 37-year old Chuck Noll the 14th coach in the club's history. Relying solely on the draft, Noll began the rebuilding process from the ground floor.

Noll's top draft choices have been the key to the dramatic turnaround of the Steelers. The nucleus of the defense was acquired when Joe Greene was selected in 1969. The first choice the next year was Terry Bradshaw and the young coach had the beginnings of an offense.

After three building years in which the team went from 1-13 to 6-8, the breakthrough came in 1972 as the Steelers won their first division title and made the playoffs. They lost to Miami, the eventual NFL champion, in the AFC Championship game but it was to mark the first of five trips in seven years to that plateau.

The ultimate was achieved in 1974 when the Steelers won their first league crown. They became the third team to win back-to-back Super Bowls the following season and last year were the first to win three Super Bowls.

They enter the 1979 season with an AFC-record string of seven straight playoff appearances and if they make the postseason this year, they will match the all-time NFL record of eight in a row. Since 1972 the Steelers have compiled the best record (76-23-1) of any team in the National Football League.

STEELER COACHES



CHUCK NOLL HEAD COACH

Chuck Noll has been the most successful coach in pro football since 1972 and is the only one in history to win three Super Bowls.

At 47 years of age, he could become the 14th coach to win 100 regular season games this season although it would take a year almost as good as the last one for him to reach this milestone. His lifetime head coaching record is 88-53-1. However, since 1972, the first of seven straight playoff seasons for the Steelers, he has compiled a 76-23-1 mark for a percentage of .765 which is the highest for any pro coach during this period. His postseason record of 11-4 (.733) is the best of any active coach and topped only by Vince Lombardi's 9-1 (.900) record.

In his first ten years in Pittsburgh he has transformed an NFL doormat, which had just four winning seasons in the 19 prior to his arrival, into a perennial power. He can equal a league record by making the playoffs in 1979 for an eighth straight season, matching Tom Landry's feat with Dallas from 1966 through 1973.

A testimony to Noll's coaching ability is the manner in which his team won its third Super Bowl last January while compiling the best regular season record (14-2) in the NFL on its way to the title. Previous Steeler championship teams had won on the strength of their defense and a very conservative, run-oriented offense. The 1978 Steelers won primarily because of a strong passing game which kept pressure on opposing defenses and took it off its own. But the well-earned image of the Steelers is still that of a very aggressive, physical football team.

Chuck has coached the Steelers longer than any man in the team's 46-season history and longer than any other AFC coach has been with his team. He has more wins than any other Steeler coach and is the 16th winningest coach of all-time. He needs nine victories to pass Lou Saban (95) and Vince Lombardi (96) to move into 14th place. His teams have won three NFL championships, the same number of AFC titles and six divisional crowns. He was UPI's Coach of the Year in 1972 and won the same honor from the Football News in 1976.

When Noll took over the Steeler coaching reins in 1969, the team had won just 18 games in the previous five seasons, one more than his 1978 team won. It was a team in obvious need of a major overhauling.

In his mind there was only one way to build a championship team and that was through the annual college player draft. This is what he set out to do and his first official act was the selection of Joe Greene which was the initial step in building one of the greatest defenses in pro football history.

In 1970 he chose Terry Bradshaw and with that had the offense headed in the right direction. Through the early seventies he patiently added to the nucleus provided by his first drafts. Working closely with the Steelers' talented and efficient personnel department, he was flawless in his draft

selections and because of this, seldom made a trade. More than anything else, Pittsburgh's ability to draft well has placed the team in its current position of power in the NFL. All of the present starters were either drafted by the Steelers or signed as free agents directly out of college. Only three of the 45 players who were in uniform for SB XIII were not original Steelers.

Success did not come immediately. There was what could have been a disastrous 1-13 record in 1969. Noll converted this into a positive situation by developing a strong rapport with his players which is one of his outstanding coaching characteristics. This was followed by 5-9 and 6-8 seasons and it was apparent the team was headed in the right direction.

In 1972 the Steelers made their big breakthrough with an 11-3 mark. After a miraculous last-second victory over Oakland in an opening round playoff game, they battled Miami down to the wire before finally losing, 21-17, to the eventual Super Bowl champions.

After a slight dip in 1973 when they were eliminated by Oakland in the first round of the playoffs, the Steelers reached Noll's goal of an NFL championship in 1974. The march to the title was highlighted by one of the most incredible defensive performances ever when Oakland was held to 29 yards rushing in the AFC title game and Minnesota to 17 in Super Bowl IX. Chuck became the third coach to win back-to-back Super Bowls when the Steelers beat Dallas in Super Bowl X.

In 1976 the Steelers failed to win their third straight NFL title when Oakland defeated them 24-7, in the AFC Championship game and in 1977 Denver beat them, 35-21, in an opening round playoff game.

An unprecedented third Super Bowl title was won last January when the Steelers passed their way to a 35-31 victory over Dallas in the first re-match in Super Bowl history. It was the best played and most exciting of all Super Bowls.

The 1979 season is Chuck Noll's 27th straight in pro football. He played seven years with Paul Brown's Cleveland Browns as a guard for three seasons and a linebacker for four. The Browns won five Eastern Conference titles and two NFL championships while he was playing for them.

In 1960 at 27 he retired prematurely as a player to enter coaching. When the head coaching job at Dayton, his alma mater, did not materialize, he was the last coach hired for Sid Gillman's staff with the Los Angeles (now San Diego) Chargers in the new American Football League. They won five division titles and two AFC championships in Noll's six years with the team as a defensive assistant.

A term on Don Shula's staff at Baltimore as the defensive backfield coach was the final stepping stone in Chuck's rise to a head coaching position. In his three years there, the Colts lost just seven regular season

(Noll Continued on Page 99)

CHUCK NOLL'S PRO RECORD

Regular Season

	Won	Lost	Tied	Pct.
1969	1	13	0	.071
1970	5	9	0	.357
1971	6	8	0	.429
1972	11	3	0	.786
1973	10	4	0	.714
1974	10	3	1	.750
1975	12	2	0	.857
1976	10	4	0	.714
1977	9	5	0	.643
1978	14	2	0	.875
	88	53	1	.623

Post Season

	Won	Lost	Tied	Pct.
1972	1	1	0	.500
1973	0	1	0	.000
1974	3	0	0	1.000
1975	3	0	0	1.000
1976	1	1	0	.500
1977	0	1	0	.000
1978	3	0	0	1.000
	11	4	0	.733

Preseason

	Won	Lost	Tied	Pct.
1969	2	3	0	.400
1970	4	1	0	.800
1971	3	2	0	.600
1972	4	1	1	.750
1973	4	2	0	.667
1974	6	0	0	1.000
1975	3	4	0	.429
1976	5	2	0	.714
1977	3	3	0	.500
1978	2	2	0	.500
	36	20	1	.640



ROLLIE DOTSCHE

Offensive Line Coach

After many frustrating years and little recognition, the Steelers' offensive line is beginning to receive its share of the credit for the team's success.

Offensive Line Coach Rollie Dotsch joined the coaching staff in 1978 and did an outstanding job in maintaining and improving the performance of the line.

The area of greatest improvement was in pass protection which was obviously essential if the transition to the passing game was to be successful. The Steelers allowed the fifth fewest sacks in the NFL last season.

Rollie has more pro coaching experience than any of the other members of Chuck Noll's staff and has a more versatile background than his counterparts. The Steelers are his fourth pro team. He was with Green Bay from 1971-74 as the offensive line coach and then spent two seasons with New England and one with Detroit as the linebacker coach.

His coaching career began in 1956 at the high school level in Escanaba, Michigan, his birthplace, where he spent two years. From there he moved into college coaching at Northern Michigan and after three seasons went to Colorado as the defensive line coach. Four years followed at Missouri as offensive line coach.

He returned to Northern Michigan in 1966 as athletic director and head coach. In five years his teams won 33, lost 15 and tied 1.

Rollie played on Michigan State's 1952 national championship team. He majored in History and has a master's in Secondary Administration.

Rollie is 46 and he and his wife Carol have two daughters, Helen (18) and Molly (3) and one son, Michael (23).



DICK HOAK

Offensive Backfield Coach

Dick Hoak has spent eighteen of the last 19 years in pro football with the Steelers. The last eight have been as the team's Offensive Backfield Coach.

Dick was a running back with the Steelers from 1961 through 1970 and is the third leading Steeler rusher of all-time with 3,965 yards. He was a complete and resourceful football player and one of the most versatile in the league who fully maximized his abilities. He was an excellent pass receiver and passer and had a sound football mind.

His best season was in 1968 when he ranked fourth in the NFL in rushing with 858 yards. He played in the Pro Bowl that year and won the Dapper Dan Award as Pittsburgh's outstanding sports figure.

After retiring as a player, Hoak was the head coach at Wheeling (W. Va.) Central Catholic High School for one year before returning to the Steelers in 1972. Since then the team has made the playoffs every year which is an experience he never had as a player.

As a coach, he has played an important role in the development of the Steeler offense. He not only coaches the running backs but is very involved in devising the weekly game plan. He has good teaching skills and judgement and has an excellent rapport with his players. He has been instrumental in Franco Harris' success and was one of the first to recognize his great potential.

At Penn State, Dick played halfback and quarterback. After graduating he was selected on the seventh round of the 1961 draft.

Dick is a native of Jeannette, Pa. and will be 38 in December. He and his wife Lynn have two daughters, Kelly (14) and Katie (11), and a son, Richard (7). They live in Greensburg.



TOM MOORE

Receiver Coach

In the two years Tom Moore has been the Steelers' Receiver Coach, the team has had its best passing attack ever and the individual receivers have all had their most productive seasons.

In his quiet, unobtrusive manner, Tom has been a major factor in refining the Pittsburgh offense and utilizing the talented players directly responsible for this tremendous improvement. Through his efforts, the Steeler receiving corps is the equal of any in the NFL and a more vital part of the offense than at anytime since the team began winning in 1972.

Moore came to the Steelers in 1977 after two successful stints at the University of Minnesota. He was first there in 1972-73 and again in 1975-76 as an offensive assistant. In 1974 he was on the staff of the New York Stars of the World Football League.

Tom's coaching career began in 1961 as the freshman coach at Iowa, his alma mater. After two years there, he spent two more in the Army. From 1965 through 1968 he was the offensive coordinator at Dayton. This was followed by a year at Wake Forest as offensive coordinator and another at Georgia Tech as the back-field coach.

Tom was a high school All American quarterback in Rochester, Minn. and lettered three years at Iowa where he played on the team that won the Big Ten title in 1958. He majored in History and now has his master's in Guidance and Counseling.

A native of Owatonna, Minn., Tom will be 41 in November. He and his wife Willy have a daughter, Terry (14), and a son, Thomas (9). They live in Upper St. Clair, Pa.



GEORGE PERLES

Assistant Head Coach

The appointment of George Perles this season as the first assistant head coach in Steeler history is an indication of his outstanding accomplishments since joining the team in 1972.

In his new position, he will continue to work primarily with the defense but will have expanded duties as Chuck Noll's first assistant which will capitalize on his experience and unique ability to relate to his players. He will become involved with the offense and special teams and will handle some administrative functions.

Since Perles became the defensive line coach in 1972, the team has made the playoffs every year and over this period its defense has been one of the best in pro football history. In his only season as the defensive coordinator in 1978, the unit regained its position on top after a disappointing performance the year before.

George came to the Steelers from Michigan State where he had been a defensive assistant from 1967 through 1971. Prior to that he had been the defensive coordinator at Dayton University.

He spent two years in the Army after high school before enrolling at Michigan State where he was a starting two-way tackle and remained in school an extra year to earn his master's degree in Physical Education. He began his coaching career at St. Rita High School in Chicago where he spent two years and then returned to his hometown of Detroit for three more at St. Ambrose High.

The 45-year old Perles and his wife, Sally, have four children and live in Upper St. Clair. Kathleen (21) is a college student at West Virginia and Terrence (19) is at Virginia. John (16) and Patrick (15) are in high school.



LOU RIECKE

Strength Coach

Lou Riecke is the senior member of the Steeler coaching staff. He came to Pittsburgh in 1970 and has directed the strength and weight program since then.

At the time he joined the Steelers he was a pioneer as few NFL teams had a person devoting full-time to this position. He is one of the most knowledgeable individuals in his field. His presence has been beneficial to the Steelers in that he has accomplished exactly what he was brought in to do.

During Lou's tenure with the Steelers the team has become one of the stronger, more physical teams in the league and its success is directly related to this.

The 53-year old Riecke has established a 12-month program which is tailored to each individual. It is designed not only to make the players stronger but also increases their speed and stamina. He spends the entire training camp period with the team and when the regular season starts he works one day a week with the players. In addition, he has other duties which primarily involve the charting of plays. Lou's program is introduced to new players when they are acquired and by the time they spend their first training camp with the Steelers they are already benefitting from the program.

Riecke was a world-class weightlifter who was an NCAA champion in 1947 and later won three national YMCA titles. In 1964 he was on the USA Olympic team that competed in Tokyo.

He is a graduate of LSU where he majored in Zoology and Chemistry. He attended medical school there for two years.

Lou is a native of New Orleans and still lives there. He and his wife Enid have four daughters, Cindy (27), Ginger (25), Vicki (23) and Lee (20).



PAUL URAM

Flexibility Coach

In the seven years Paul Uram has been with the Steelers, the team has lost a minimal amount of playing time to injuries and in each of its Super Bowl seasons has been remarkably free of injuries. Originally hired as the Flexibility Coach, the 53-year old Uram now also works with the special teams and kickers.


His primary function is the flexibility program which he designed to better prepare athletes for competition. It replaced calisthenics with stretching drills which more effectively prepare an individual's muscles and limbs. The net result is a more efficient performer who is less susceptible to injury. In this role, Paul works with the players on a daily basis.

Before joining the Steelers in 1973, Paul had been with several professional football and major league baseball teams on a part-time basis. Today his theories are almost universally accepted throughout football at all levels and in most other sports. His book "Refining Human Movement" has served as a guide for both teams and individuals.

Paul was an outstanding athlete in football, track and gymnastics. At Slippery Rock, he lettered in football and track. He has a masters in Physical Education from Pitt.

However, it was in gymnastics where he made his mark and acquired much of his knowledge in his field of specialization. He won national Sokol junior and senior titles and coached the Butler High School gymnastics team for 13 years. During this period the team won 107 straight matches. He was also an assistant football coach. He is a member of the Helms and Western Pennsylvania Halls of Fame.

A native of Butler, Paul and his wife Helen live there with their son, Ron (22).



DICK WALKER
Defensive Backfield
Coach

After serving a year as a defensive assistant, Dick Walker became the Defensive Backfield Coach this season.

In working in all areas of the defense last season, Dick became familiar with the Steeler personnel and philosophy and was able to make a contribution to the improved play of the defense as the club regained the NFL championship.


The Steeler position is the 46-year old Walker's second in pro football. He came to Pittsburgh from New England where he was the defensive backfield coach and helped develop that unit into one of the best in the league.

Prior to joining the Patriots he had been at Ohio State from 1969 through 1976. During this period the Buckeyes were a perennial power and won or tied for seven Big Ten titles. Their strength was always their defense and while he was there six of his backs earned All America honors.

Dick's first college position was a two-year stint at Toledo in 1967 and 1968. He had gone there after an ultra-successful high school coaching career that began in 1957 as an assistant at Cathedral Latin in his native Cleveland. This was followed by a seven year stint at Columbus' Watterson High where he had a 51-11-3 record and won the state championship in 1966.

A graduate of John Carroll where he majored in History, Dick lettered three years in football as a center and linebacker. He was selected to the All Conference team his final two seasons.

Dick and his wife Eleanor have two sons, Brad (22) and Tom (16), and a daughter, Kim (19). They live in Upper St. Clair.



WOODY
WIDENHOFER
Defensive Coordinator

Woody Widenhofer has had an ultra-successful career as an assistant coach and this season takes another big step toward a head coaching job as he becomes the Steelers' Defensive Coordinator.

He is in his 15th year of coaching and at 36 is the youngest man at this position in the NFL. He came to the Steelers in 1973 and before last season was the linebacker coach. In that role he guided the current group into one of the best units in the league and in doing so was very instrumental in the rapid development of Jack Lambert, Robin Cole and Dennis Winston.

Last season he took over the entire secondary and improved this area in all phases of its games after an off-year in 1977. The Steelers allowed just 10 touchdown passes to rank third in the league and generally played back to their form of the first two Super Bowl seasons which was an important factor in recapturing the title.

Because of a career-ending injury while at Missouri after lettering two years as a linebacker, Woody went into coaching at a relatively early age. He spent four years at the high school level in Detroit.

His first college post was at Michigan State where he spent the 1969-70 seasons and earned his master's in Physical Education. In 1971 he became the defensive coordinator at Eastern Michigan where his team was undefeated and ranked third nationally in the college division. The next year he went to Minnesota as the linebacker coach before moving into pro football with the Steelers.

Woody spent the first ten years of his life in Butler, Pa. before moving to Detroit.

STEELER VETERANS



FRED ANDERSON—Defensive End

BIRTHDATE—October 30, 1954
BIRTHPLACE—Toppenish, Washington
HOW ACQUIRED—Free Agent ('78)
COLLEGE—Prairie View
HEIGHT—6-4½
WEIGHT—235
NFL EXP.—2
GAMES PLAYED—'78 (16)

PRO: Was the only free agent to make the team in 1978 ... Played mostly on the special teams and blocked a punt against Los Angeles ... Should benefit from the experience of being with a pro team and has the potential to develop into a starter.

COLLEGE: Played three seasons at Oregon State and one at Prairie View at DT, NG and TE ... Social Work major.

PERSONAL: Married (Daria) ... Lives in Portland, Oregon.



LARRY ANDERSON—KR-CB

BIRTHDATE—September 25, 1956
BIRTHPLACE—Monroe, Louisiana
HOW ACQUIRED—Draft (4th in '78)
COLLEGE—Louisiana Tech
HEIGHT—5-11
WEIGHT—177
NFL EXP.—2
GAMES PLAYED—'78 (16)

PRO: Had an outstanding rookie season in 1978 and lived up to advance billing as a superb kickoff returner ... Ranked sixth in the AFC with a 25.1 average, the fourth highest in Steeler history and the best by a rookie since Mel Blount in 1970 (25.8) ... Set single season Pittsburgh records for returns (37) and yardage (930) ... His 95-yard return in the second Cleveland game gave the Steelers the lead and momentum and was the third longest in team history ... Had three returns of 50 yards or more and another of 45 ... Did an excellent job on covering punts and kickoffs as an outside contain man and helped solve a problem that had plagued the Steelers in recent seasons ... Has speed, quickness and intelligence to develop into a top cornerback ... Started one game against KC.

COLLEGE: Was a walk-on and played four years as a starter ... All Southland Conference 1st team his final two seasons and conference's Defensive Player of the Year in 1977 when he was named to the AP All America 3rd team ... Was second in the nation in kickoff returns in 1977 with a 31.1 average which included two TDs ... Led conference in punt returns with a 10.0 mark and had two for TDs ... Had nine career interceptions with five in his senior season ... Health and Physical Education major.

PERSONAL: Single ... Lives in West Monroe, La.

ANDERSON'S PRO RECORD

KICKOFF RETURNS	Regular Season				
	No.	Yds.	Avg.	LG	TD
1978 Pittsburgh AFC	37	930	25.1	95t	1
KICKOFF RETURNS	Post Season				
	No.	Yds.	Avg.	LG	TD
1978 Pittsburgh AFC	6	117	19.5	30	0

ANDERSON'S SINGLE GAME CAREER HIGHS

Regular Season

Kickoff Returns—5 (9-24-78 vs. Clev.)
Yards Kickoff Returns—116 (9-24-78 vs. Clev.)
TDS Kickoff Returns—1 (10-15-78 vs. Clev.)

Post Season

Kickoff Returns—2 (12-30-78 vs. Den.)
Yards Kickoff Returns—57 (12-30-78 vs. Den.)
TDS Kickoff Returns—0



JOHN BANASZAK—DE-DT

BIRTHDATE—August 24, 1950
BIRTHPLACE—Cleveland, Ohio
HOW ACQUIRED—Free Agent ('75)
COLLEGE—Eastern Michigan
HEIGHT—6-3
WEIGHT—244
NFL EXP.—5
GAMES PLAYED—'75 (14), '76 (13), '77 (8), '78 (16)

PRO: Received his first real chance as a regular in 1978 and proved he can play on a top-notch team... Began season sharing right end with Dwight White but after Steve Furness was injured moved to right tackle... Started all but first game of the season, nine at RT, five at RE and one at LE plus the three postseason games at RE... His fumble recovery stopped early Dallas' drive in the Super Bowl... Is an outstanding pass rusher and with Greenwood provided much of the Steeler pass rush early in the season... Was alternated with White in the late stages of the season and in the playoffs... Both seem to benefit from this rotating system... Can be used at any of four defensive line positions... Will begin 1979 on the outside where he is most effective but his great versatility increases his value... Was limited to eight games in 1977 with a knee injury and was placed on injured reserve for the last three games... Was the only free agent to make the Steelers in 1975... Was a late starter because of time spent in the service... Has improved each year and should be even better in 1979.

COLLEGE: Three year letterman at DE... Was co-captain in senior year... Led team in tackles his senior year and in one game had 19 tackles and seven sacks... Recreation major.

PERSONAL: Married (Mary)... Has a son (John, Jr., 6) and two daughters (Carrie, 3 and Amye, 1)... Lives in Pittsburgh... Was in the Marines for two years before going to college.



TOM BEASLEY—DT-DE

BIRTHDATE—August 11, 1954
BIRTHPLACE—Bluefield, Virginia
HOW ACQUIRED—Draft (3rd in '77)
COLLEGE—Virginia Tech
HEIGHT—6-5
WEIGHT—253
NFL EXP.—2
GAMES PLAYED—'78 (15)

PRO: Had a very promising first year after missing the 1977 season with a toe injury suffered in the final preseason game against Dallas... Started twice last season against Buffalo at RT and Cincinnati at LE... His versatility makes him a valuable reserve as he can play all four defensive line positions well... His forte is his ability to rush the passer... Is aided by exceptionally long arms... Is a future starter with All Pro potential.

COLLEGE: Four year starter at DT... Was AP 1st team All South Independent in 1976... Played in Blue-Gray and All American postseason games... Industrial Arts major.

PERSONAL: Married (Margie)... Has one daughter (Kerri Lynn, 2) and one son (Chad, 1)... Lives in Prosperity, Pa.



THEO BELL—Wide Receiver

BIRTHDATE—December 21, 1953
BIRTHPLACE—Bakersfield, California
HOW ACQUIRED—Draft (4th in '76)
COLLEGE—Arizona
HEIGHT—5-11 1/2
WEIGHT—180
NFL EXP.—3
GAMES PLAYED—'76 (14), '77 (0), '78 (16)

PRO: Returned in 1978 after missing the entire 1977 season with a foot injury suffered in a preseason game against New England... Played well in a variety of roles last season... Was 11th in the AFC in punt returns with a 7.2 average... Averaged 9.6 yards on 13 returns in the playoffs... Set AFC Championship game records with six punt returns for 91 yards against Houston which included a 30-yarder... Is a dependable third receiver and made two important catches in the Super Bowl... As a rookie was eighth in the AFC in punt returns with a 10.0 average and caught a TD pass vs. Oakland in his first game... Has made just two fair catches in his career while returning 75 punts... Is also used at times as a kickoff returner.

Continued...

Continued . . .

COLLEGE: Four year letterman . . . School's all-time leading receiver with 153 catches for 2,509 yards and 30 TDs . . . Holds single season records of 53 catches and 11 TDs in 1974 . . . In 1975 was third in the country in kickoff returns with a 28.3 average . . . His 11.1 career average on punt returns is another school mark . . . Was 1st team NEA and 2nd team UPI All America in 1975 . . . Played in Senior Bowl . . . Public Management major.

PERSONAL: Married (Kathy) . . . Has one daughter (Teleah, 3) . . . Lives in Pittsburgh . . . Nickname is "T." . . . Works for Westinghouse Electric.

BELL'S PRO RECORD

Regular Season

RECEIVING		No.	Yds	Avg.	LG	TD	
1976 Pittsburgh AFC		3	43	14.3	19	1	
1978 Pittsburgh AFC		6	53	8.8	15t	1	
Pro Totals—2 years		9	96	10.7	19	2	
PUNT RETURNS		No.	FC	Yds.	Avg.	LG	TD
1976 Pittsburgh AFC		39	2	390	10.0	35	0
1978 Pittsburgh AFC		21	2	152	7.2	13	0
Pro Totals—2 years		60	4	542	9.0	35	0
RUSHING		No.	Yds.	Avg.	LG	TD	
1976 Pittsburgh AFC		1	5	5.0	5	0	

Post Season

Post Season						
RECEIVING	No.		Yds.	Avg.	LG	TD
1976 Pittsburgh AFC	2		25	12.5	13	0
1978 Pittsburgh AFC	2		21	10.5	12	0
Totals	4		46	11.5	13	0
PUNT RETURNS	No.	FC	Yds.	Avg.	LG	TD
1976 Pittsburgh AFC	2	0	14	7.0	8	0
1978 Pittsburgh AFC	13	1	125	9.6	30	0
Totals	15	1	139	9.3	30	0
KICKOFF RETURNS	No.		Yds.	Avg.	LG	TD
1976 Pittsburgh AFC	2		81	40.5	60	0

BELL'S SINGLE GAME CAREER HIGHS

Regular Season

Receptions—3 (9-12-76 vs. Oak.)
 Yards Receiving—43 (9-12-76 vs. Oak.)
 Longest Reception—19 (9-12-76 vs Oak.)
 TD Receptions—1 (twice, last time 9-3-78 vs. Buf.)
 Punt Returns—6 (12-11-76 vs. Hou.)
 Yards Punt Returns—59 (twice, last time 12-11-76 vs. Hou.)
 Longest Punt Return—35 (10-31-76 vs. SD)
 TD Punt Returns—0

Post Season

Receptions—2 (twice, last time 1-21-79 vs. Dal.)
 Yards Receiving—25 (12-19-76 vs. Balt.)
 Longest Reception—13 (12-19-76 vs. Balt.)
 TD Receptions—0
 Punt Returns—6 (1-7-79 vs. Hou.)
 Yards Punt Returns—91 (1-7-79 vs. Hou.)
 Longest Punt Return—30 (1-7-79 vs. Hou.)
 TD Punt Returns—0



ROCKY BLEIER—Running Back

BIRTHDATE—March 5, 1946
BIRTHPLACE—Appleton, Wisconsin
HOW ACQUIRED—Draft (16th in '68)
COLLEGE—Notre Dame
HEIGHT—5-11
WEIGHT—210
NFL EXP.—11
GAMES PLAYED—'68 (10), '70 (1), '71 (6), '72 (14), '73 (12), '74 (12), '75 (11), '76 (14), '77 (13), '78 (16)

PRO: Had one of his more productive seasons in 1978 as he rushed for 633 yards which was the second highest total of his career . . . Led team in rushing in three different games with a high of 84 against New Orleans . . . Scored winning TD in that game on a 24-year pass late in the fourth quarter which was the first TD pass reception of his career in a regular season game . . . Scored two TDs in the playoffs, including a

Continued . . .

Continued . . .

tough, leaping catch in SB against Dallas . . . Passed Tom Tracy and Frenchy Fuqua to move into fifth place on the Steelers' all-time rushing list with 3,105 yards and needs 167 yards to top Fran Rogel who is in fourth place . . . Is still one of the best blocking backs in pro football . . . At 33 is one of the oldest starting RBs in the NFL and will probably play less as Sidney Thornton is groomed to eventually replace him . . . Has been a starter since the middle of the 1974 season when he was paired with Franco Harris for the first time . . . That move turned out to be a major factor in future Steeler successes . . . Prior to winning a regular job had been one of the best special team players in the league . . . Was drafted into the Army near the end of his rookie season in 1968 and suffered foot and leg injuries in Vietnam in August, 1969 that required extensive surgery jeopardizing his playing career . . . Returned in 1970 and spent all but the final game on the taxi squad . . . Had his best season in 1976 when he became the third player in team history to gain 1,000 yards and his total of 1,036 is the eighth highest ever by a Steeler . . . Ranked fourth in the AFC that season and his 4.7 average was the fifth best among the NFL's top thirty rushers . . . Had four of his five career 100-yard games . . . With Franco Harris became the second pair of players from the same team to gain 1,000 yards rushing in the same season, matching the feat of Miami's Larry Csonka and Mercury Morris in 1972 . . . Joined with Harris to equal another NFL record when each rushed for 100 yards in back-to-back games which was only the fourth time this was ever done . . . Had his first 100-yard game in 1975, a 163-yard effort against Green Bay which is the second highest by a Steeler since 1970 . . . Won the Halas Award as the NFL's Most Courageous Player in 1974 . . . In 1975 won the Whizzer White Humanitarian Award and the Vince Lombardi Award from the Wisconsin Pro Football Writers . . . Selected as one of the Ten Outstanding Young Men in America by the U.S. Jaycees in 1979.

COLLEGE: Captain in senior season . . . Three year letterman . . . UPI All Midwest 1st team in senior year . . . Business Administration major.

PERSONAL: Married (Aleta) . . . Has a daughter(Samantha, 5) and a son(Adri James, 2) . . . Lives in Pittsburgh . . . Is a partner in the investment banking firm of Russell, Rea, Bleier and Zappala . . . Is one of the most active professional athletes in the country in charitable and community work, particularly Multiple Sclerosis, Pennsylvania Association for Retarded Children through the Bike Hike, United Way and the Veterans Administration.

BLEIER'S PRO RECORD Regular Season

Rushing	Att	Yds.	Avg.	LG	TD	
1968 Pittsburgh NFL	14	53	3.8	12	0	
1972 Pittsburgh AFC	1	17	17.0	17	0	
1973 Pittsburgh AFC	3	0	0.0	1	0	
1974 Pittsburgh AFC	88	373	4.2	18	2	
1975 Pittsburgh AFC	140	528	3.8	17	2	
1976 Pittsburgh AFC	220	1036	4.7	28	5	
1977 Pittsburgh AFC	135	465	3.4	16	4	
1978 Pittsburgh AFC	165	633	3.8	24	5	
Pro Totals—10 years	766	3105	4.1	28	18	
RECEIVING	No.	Yds.	Avg.	LG	TD	
1968 Pittsburgh NFL	3	68	22.7	54	0	
1974 Pittsburgh AFC	7	87	12.3	24	0	
1975 Pittsburgh AFC	15	65	4.3	13	0	
1976 Pittsburgh AFC	24	294	12.3	32	0	
1977 Pittsburgh AFC	18	161	8.9	30	0	
1978 Pittsburgh AFC	17	168	9.9	32	1	
Pro Totals—10 years	84	843	10.0	32	1	
KICKOFF RETURNS	No.	Yds.	Avg.	LG	TD	
1968 Pittsburgh NFL	6	119	19.8	27	0	
1971 Pittsburgh AFC	1	21	21.0	21	0	
1972 Pittsburgh AFC	2	40	20.0	20	0	
1973 Pittsburgh AFC	3	47	15.7	20	0	
1974 Pittsburgh AFC	3	67	22.3	35	0	
Pro Totals—10 years	15	294	19.6	35	0	
PUNT RETURNS	No.	FC	Yds.	Avg.	LG	TD
1968 Pittsburgh NFL	2	1	13	6.5	14	0
1971 Pittsburgh AFC	0	1	0	0.0	0	0
1972 Pittsburgh AFC	2	1	1	0.5	1	0
1973 Pittsburgh AFC	0	2	0	0.0	0	0
Pro Totals—10 years	4	5	14	3.5	14	0

Post Season						
RUSHING	Att.	Yds.	Avg.	LG	TD	
1974 Pittsburgh AFC	49	208	4.2	23	0	
1975 Pittsburgh AFC	37	95	2.6	8	1	
1976 Pittsburgh AFC	1	-1	-1.0	-1	0	
1977 Pittsburgh AFC	7	14	2.0	5	0	
1978 Pittsburgh AFC	20	74	3.7	17t	1	
Totals	114	390	3.4	23	2	
RECEIVING	No.	Yds.	Avg.	LG	TD	
1974 Pittsburgh AFC	7	90	12.9	27t	1	
1975 Pittsburgh AFC	3	40	13.3	26	0	
1977 Pittsburgh AFC	2	10	5.0	7	0	
1978 Pittsburgh AFC	5	49	9.8	16	1	
Totals	17	189	11.1	27t	2	
PUNT RETURNS	No.	FC	Yds.	Avg.	LG	TD
1972 Pittsburgh AFC	0	1	0	0.0	0	0

BLEIER'S SINGLE GAME CAREER HIGHS Regular Season

Yards Rushing—163(10-26-75 vs. GB)
 Rushing Attempts—35(10-26-75 vs. GB)
 Longest Run—28(12-11-76 vs. Hou.)
 TDs Rushing—3(12-5-76 vs. TB)
 Receptions—4(4 times, last time 11-6-77 vs. Den.)
 Yards Receiving—56(11-21-76 vs. Buf.)
 Longest Reception—54(10-13-68 vs. Wash.)
 TDs Receiving—1(11-5-78 vs. NO)

Post Season

Yards Rushing—98(12-29-74 vs. Oakland)
 Rushing Attempts—18(12-29-74 vs. Oakland)
 Longest Run—23(12-29-74 vs. Oak.)
 TD Rushing—1(twice, last time, 1-7-79 vs. Houston)
 Yards Receiving—54(12-22-74 vs. Buffalo)
 Receptions—4(1-7-79 vs. Houston)
 Longest Reception—27t(12-22-74 vs. Buf.)
 TD Receptions—1(twice, last time 1-21-79 vs. Dallas)

BLEIER'S 100-YARD GAMES Regular Season

Game	Date	Opponent	Att.	Yds.	Avg.	LG	TD
6	10-26-75	Green Bay(A)	35	163	4.7	11	0
9	11-7-76	Kansas City(A)	15	102	6.8	23	0
10	11-14-76	Miami(H)	20	110	5.5	13	0
13	12-5-76	Tampa Bay(H)	29	118	4.1	10	3
14	12-11-76	Houston(A)	22	107	4.9	28	0



MEL BLOUNT—Cornerback

BIRTHDATE—April 10, 1948
BIRTHPLACE—Vidalia, Georgia
HOW ACQUIRED—Draft (3rd in '70)
COLLEGE—Southern
HEIGHT—6-3
WEIGHT—205
NFL EXP.—10
GAMES PLAYED—'70 (14), '71 (14), '72 (14), '73 (14), '74 (13), '75 (14), '76 (14), '77 (14), '78 (16)

PRO: Is one of the greatest defensive backs in Steeler history and one of the finest active pass defenders in the NFL... Plays man-to-man coverages as well as any CB in the league... Has been a key player in Pittsburgh's great success during the seventies... Modest interception totals in recent years are due to opponents reluctance to throw deep against him... Had four steals in 1978 to increase career total to 39 which is second best in Steeler history and fourth highest among active AFC players... Has a good chance to surpass Jack Butler's team career high of 52... Three of four 1978 interceptions were in division games, including two in the 7-6 win over Cincinnati, and 17 of 39 during his career have been against Central Division teams... Had a key interception at the end of the first half of SB XIII which was one of the turning points in the Steeler victory... Play stopped a Dallas threat and led to the Steelers' go-ahead score... Returned to the Pro Bowl for the third time in four years and named to AP All NFL 2nd team and UPI All AFC 2nd team... Was the NFL's Most Valuable Defensive Player in 1975 when he had one of the greatest seasons a DB has ever had... Led the league in interceptions with 11 to set a new Pittsburgh record and became the first and only

Continued . . .

Steeler to lead the NFL outright in this department since Bill Dudley did it in 1946 . . . Three times he had two interceptions in one game that season and was the 11th player in league history to have interceptions in six straight games . . . Was elected MVP by his teammates . . . Named to every All NFL and All AFC 1st team and played in the Pro Bowl for the first time . . . In the playoffs that year, his interception against Baltimore late in the third quarter was the key play and set up the Steelers' TD that put them in front for good . . . In SB IX in 1974 his interception on the goal-line ended Minnesota's most serious scoring threat . . . In the 1977 Pro Bowl had two interceptions and was named the game's MVP . . . Became a regular in 1972, the first year the Steelers made the playoffs . . . Earlier in his career was used as a kickoff returner and his 28.3 average in his rookie season is the second best in Steeler history . . . Has scored two TDs, one on a 35-yard fumble return against Dallas in 1972 and the other on a 52-yard interception return against Philadelphia in 1974 . . . Is very durable and has played in 127 of 128 regular season games, missing his only game in 1974.

COLLEGE: Played both S and CB . . . Selected to Sporting News, Pro Scouts and Pittsburgh Courier All America teams in 1969 . . . Team MVP final two seasons . . . Physical Education major.

PERSONAL: Married (Leslie) . . . Has one daughter (Tanisia, 10) . . . Lives in Slidell, La. . . Raises quarter horses on a farm he owns in Georgia . . . Rides show horses in competition.

BLOUNT'S PRO RECORD

Regular Season

INTERCEPTIONS	No.	Yds.	Avg.	LG	TD
1970 Pittsburgh AFC	1	4	4.0	4	0
1971 Pittsburgh AFC	2	16	8.0	16	0
1972 Pittsburgh AFC	3	75	25.0	34	0
1973 Pittsburgh AFC	4	82	20.5	24	0
1974 Pittsburgh AFC	2	74	37.0	52t	1
1975 Pittsburgh AFC	11	121	11.0	47	0
1976 Pittsburgh AFC	6	75	12.5	28	0
1977 Pittsburgh AFC	6	65	10.8	37	0
1978 Pittsburgh AFC	4	55	13.8	35	0

Pro Totals—9 years **39** **567** **14.5** **52t** **1**

KICKOFF RETURNS

	No.	Yds.	Avg.	LG	TD
1970 Pittsburgh AFC	18	535	29.7	91	0
1971 Pittsburgh AFC	4	76	19.0	23	0
1974 Pittsburgh AFC	5	152	30.4	60	0
1975 Pittsburgh AFC	8	139	17.4	23	0

Pro Totals—9 years **35** **902** **25.8** **91** **0**

PUNT RETURNS

	No.	FC	Yds.	Avg.	LG	TD
1970 Pittsburgh AFC	1	0	52	52.0	52	0

Post Season

INTERCEPTIONS	No.	Yds.	Avg.	LG	TD
1974 Pittsburgh AFC	1	10	10.0	10	0
1975 Pittsburgh AFC	1	20	20.0	20	0
1978 Pittsburgh AFC	2	29	14.5	16	0

Totals **4** **59** **14.8** **20** **0**

KICKOFF RETURNS

	No.	Yds.	Avg.	LG	TD
1974 Pittsburgh AFC	2	56	28.0	42	0
1975 Pittsburgh AFC	3	64	21.3	27	0
1976 Pittsburgh AFC	1	16	16.0	16	0

Totals **6** **136** **22.6** **42** **0**

BLOUNT'S SINGLE GAME CAREER HIGHS

Regular Season

Interceptions—2 (4 times, last time, 11-9-78 vs. Cin.)

Yards Interceptions—52 (11-3-74 vs. Phil.)

Longest Return—52t (11-3-74 vs. Phil.)

TDS Interceptions—1 (11-3-74 vs. Phil.)

Post Season

Interceptions—1 (4 times, last time 1-21-79 vs. Dal.)

Yards Interceptions—20 (12-27-75 vs. Balt.)

Longest Return—20 (12-27-75 vs. Balt.)

TDS Interceptions—0



TERRY BRADSHAW—Quarterback

BIRTHDATE—September 2, 1948

BIRTHPLACE—Shreveport, Louisiana

HOW ACQUIRED—Draft (1st in '70)

COLLEGE—Louisiana Tech

HEIGHT—6-3

WEIGHT—215

NFL EXP.—10

GAMES PLAYED —'70 (13), '71 (14), '72 (14), '73 (10), '74 (8), '75 (14), '76 (10), '77 (14), '78 (16)

PRO: Had his greatest season in 1978 and became the first QB to win three Super Bowls... Named NFL Player of the Year by Associated Press, Sport Magazine and the Maxwell Club of Philadelphia... Selected to All NFL 1st team by AP, Pro Football Writers Association, Pro Football News, College and Pro Football News and to the All AFC 1st team by United Press International and Sporting News... Unanimous choice as the Most Valuable Player in SB XIII when he set game records of 318 yards passing and four TD passes, both of which are career highs for him, as he completed 17 of 30 passes with his 75-yard TD to John Stallworth tying a SB record... Was named to the Pro Bowl for the second time and played in the game for the first time... During the 1978 regular season became the first Steeler to ever win a passing title when he led the AFC with an 84.8 rating... Topped the NFL in TD passes with 28 (36 if playoffs are included), the highest total since the pro football merger in 1970 and a Steeler record, and in average yards per passing attempt for the second year in a row with a 7.92 mark... Had 2,915 yards passing for a career high which is the second best in Steeler history... Passed for over 200 yards in eight of 16 regular season games to raise career total of 200-yard games to 21 but has never had a 300-yard game in the regular season... In three games matched regular-season career high of three TD passes in one game... Added 790 yards and eight TDs in three postseason games... Voted the Steelers' MVP for the second year in a row by his teammates which is the first time any player has won the honor twice... Is now the NFL's all-time postseason leader with 2,750 yards passing and with 22 TDs is second to Roger Staubach's 23... Is the Steelers' all-time leader in passing yardage (16,194), passing attempts (2,387), completions (1,215), TD passes (121) and interceptions (138)... Is 10th leading rusher in team history with 1,888 yards and 5.6 average is all-time high... Ranks second in career TDs rushing with 28... Yardage and TD passes are second highest among active AFC players... In three Super Bowls has completed 35 of 63 (55.6%) for 623 yards with 7 TDs and 1 interception... Was the first player selected in the 1970 draft after the Steelers won the right to that choice in a coin flip with Chicago... Started eight games and led the NFL in interceptions in his rookie year... In 1971 started all but one game and led the Steelers to their best season in eight years as he set team records for attempts (373) and completions (203)... With the addition of Franco Harris in 1972 the Steelers achieved offensive balance and Bradshaw guided team to best record ever (11-3) to that point and first of seven straight playoff appearances... The following season a separated shoulder kept him out of four games... Turning point of his career came in 1974 when Joe Gilliam won regular job while veterans were on strike... Regained starting position after six games with Steelers in first place... Completed 58% of his passes in the playoffs, including a 9 for 14 game with one TD against Minnesota in SB IX... Had his best season prior to last year in 1975 when he became the youngest QB since John Unitas (1958-59) to win back-to-back NFL titles... Established a team record for passing accuracy (57.8%) and had best TD (18)-interception (9) ratio of career with highest passer rating (88.2)... Was again outstanding in SB with 209-yard, 2-TD game vs. Dallas in SB X, including game-winning 64-yarder to Lynn Swann... Suffered concussion on that play which kept him from playing in first Pro Bowl... Named 1975 NFL Player of the Year by Football News and selected to UPI All AFC 2nd team... Was plagued by neck and wrist injuries in 1976 which sidelined him for four games completely and halves of four others... Had possibly the best game of his career in opening round playoff victory over Baltimore that year, throwing for 264 yards and three TDs on a 14 for 18 game which is an AFC playoff record for percentage (77.8%)... Steelers went to more of a passing game in 1977 and he played the last 11 games with a hard cast protecting a fractured left wrist injured against Houston... Voted team MVP for the first time that year... Earlier in his career was one of the most dangerous running QBs but in recent years has cut down his rushing attempts... His 1978 rushing yardage (93) was the lowest of his career and most of his attempts consisted of falling on the ball to kill the clock... Speed and strength still make him a great scrambler and this ability greatly increases his effectiveness... At 31 is in his prime and has the desire, physical fitness and lifestyle to play well for many years... Already has Hall of Fame credentials.

Continued...

COLLEGE: Holds all school passing and total offense records... Completed 52.5% of his passes for 7,149 yards and 42 TDs... Was co-captain in senior year... 1st team AP College Division, Coaches and Time All America teams and 2nd team UPI and Sporting News... Played in North-South game and was MVP in Senior Bowl... Liberal Arts major.

PERSONAL: Is married to JoJo Starbuck, a professional ice skater... Lives in Pittsburgh and Grand Cane, Louisiana where he owns and manages a 400-acre cattle ranch... Performs as a country and western singer and in that role has made several national television appearances... At one time held the national scholastic javelin record... Was awarded an honorary Doctor of Laws degree by Alderson-Broadbush (W. Va.) last spring.

BRADSHAW'S PRO RECORD

Regular Season								
PASSING	Att.	Comp.	Pct.	Yds.	LG	TD	Int.	Rtg.
1970 Pittsburgh AFC	218	83	38.1	1410	87t	6	24	30.2
1971 Pittsburgh AFC	373	203	54.4	2259	49	13	22	59.6
1972 Pittsburgh AFC	308	147	47.7	1887	78t	12	12	64.1
1973 Pittsburgh AFC	180	89	49.4	1183	67	10	15	54.7
1974 Pittsburgh AFC	148	67	45.3	785	56	7	8	55.1
1975 Pittsburgh AFC	286	165	57.7	2055	59	18	9	88.2
1976 Pittsburgh AFC	192	92	47.9	1177	50	10	9	65.3
1977 Pittsburgh AFC	314	162	51.6	2523	65t	17	19	71.2
1978 Pittsburgh AFC	368	207	56.3	2915	70	28	20	84.8

Pro Totals—9 years 2387 1215 50.9 16194 87t 121 138 65.6

RUSHING	Att.	Yds.	Avg.	LG	TD
1970 Pittsburgh AFC	32	233	7.3	22	1
1971 Pittsburgh AFC	53	247	4.7	39	5
1972 Pittsburgh AFC	58	346	6.0	20t	7
1973 Pittsburgh AFC	34	145	4.3	21	3
1974 Pittsburgh AFC	34	224	6.6	34	2
1975 Pittsburgh AFC	35	210	6.0	27	3
1976 Pittsburgh AFC	31	219	7.1	17	3
1977 Pittsburgh AFC	31	171	5.5	26	3
1978 Pittsburgh AFC	32	93	2.9	17	1

340 1888 5.6 39 28

Post Season								
PASSING	Att.	Comp.	Pct.	Yds.	LG	TD	Int.	Rtg.
1972 Pittsburgh AFC	35	16	45.7	255	60t	2	3	63.2
1973 Pittsburgh AFC	25	12	48.0	167	26t	2	3	57.0
1974 Pittsburgh AFC	50	29	58.0	394	35	3	1	94.9
1975 Pittsburgh AFC	57	32	56.1	527	64t	3	5	72.0
1976 Pittsburgh AFC	53	28	52.8	440	76t	3	1	85.6
1977 Pittsburgh AFC	37	19	51.4	177	48	1	3	40.1
1978 Pittsburgh AFC	78	44	56.4	790	75t	8	4	104.4

Totals 335 180 53.7 2750 76t 22 20 78.1

RUSHING	Att.	Yds.	Avg.	LG	TD
1972 Pittsburgh AFC	4	24	6.0	12	0
1973 Pittsburgh AFC	3	9	3.0	8	0
1974 Pittsburgh AFC	13	96	7.6	18	0
1975 Pittsburgh AFC	9	60	6.7	16	1
1976 Pittsburgh AFC	1	4	4.0	4	0
1977 Pittsburgh AFC	4	21	5.3	11	1
1978 Pittsburgh AFC	11	28	2.5	13	0

Totals 45 242 5.4 18 2

BRADSHAW'S SINGLE GAME CAREER HIGHS

Regular Season

Pass Attempts—40 (10-1-72 vs. St. L.)
Completions —25 (twice, last time 10-1-72 vs. St. L.)
Yards Passing—291 (9-26-76 vs. NE)
Highest Percentage—81.3% (13-16, 11-24-75 vs. Hou.)
Longest Completion—87t (to Dave Smith 12-6-70 vs. GB)
TD Passes—3 (8 times, last time 12-9-78 vs. Balt.)
Interceptions —5 (10-30-77 vs. Balt.)
Times Sacked—7 (10-3-70 vs. Clev.)
Rushing Attempts—9 (3 times, last time 11-25-74 vs. NO)
Yards Rushing—99 (11-25-74 vs. NO)
Longest Run—39 (11-7-71 vs. Clev.)

Post Season

Pass Attempts—37 (12-24-77 vs. Denver)
Completions —19 (12-24-77 vs. Denver)
Yards Passing—318 (1-21-79 vs. Dallas)
Highest Percentage—77.8% (14-18, 12-19-75 vs. Balt.)
Longest Completion—76t (12-19-75 vs. Balt.)
TD Passes —4 (1-21-79 vs. Dallas)
Interceptions —3 (3 times, last time 12-24-77 vs. Denver)
Times Sacked—4 (twice, last time 1-21-79 vs. Dallas)
Rushing Attempts—7 (1-7-79 vs. Houston)
Yards Rushing—48 (12-22-74 vs. Buffalo)
Longest Run—18 (12-22-74 vs. Buffalo)

BRADSHAW VS. OTHER NFL TEAMS

Regular Season

Team	G	Att.	Comp.	Pct.	Yds.	LG	TD	Int.	Tkd.	Yds.
Atlanta	3	51	25	49.0	391	70	1	4	4	37
Baltimore	3	79	42	53.2	661	62	5	8	7	60
Buffalo	4	56	29	51.8	403	59	3	3	5	50
Chicago	2	46	21	45.6	275	42	0	4	2	20
Cincinnati	16	341	175	51.3	2305	67	14	17	28	274
Cleveland	15	293	139	47.4	2285	81	21	12	34	312
Dallas	2	51	19	37.2	272	32	2	1	4	38
Denver	5	109	58	53.2	747	43	5	1	14	117
Detroit	1	23	15	65.2	154	24	2	1	0	0
Green Bay	2	42	15	35.7	194	87	1	4	0	0
Houston	16	346	175	50.4	2273	67	16	27	34	329
Kansas City	6	130	66	50.8	880	50	5	12	11	96
Los Angeles	3	69	34	49.3	316	36	3	8	3	27
Miami	3	73	39	53.4	370	30	5	5	4	34
Minnesota	2	41	17	41.5	183	43	2	5	6	45
New England	3	66	37	56.1	550	52	3	1	6	72
New Orleans	2	42	24	57.1	280	31	4	3	2	18
New York Giants	1	20	12	60.0	75	19	1	0	1	15
New York Jets	4	93	44	47.3	571	44	7	3	5	37
Oakland	5	105	51	48.6	794	57	4	12	15	124
Philadelphia	2	22	12	54.5	146	35	1	0	1	9
St. Louis	1	40	25	62.5	229	38	1	1	2	20
San Diego	6	127	72	56.7	896	46	5	4	8	76
San Francisco	3	60	33	55.0	494	50	5	1	9	87
Seattle	2	54	30	55.6	371	26	3	1	3	29
Tampa Bay	1	8	6	75.0	79	35	2	0	0	0
TOTALS	113	2387	1215	50.9	16194	87	121	138	208	1926

Post Season

Team	G	Att.	Comp.	Pct.	Yds.	LG	TD	Int.	Tkd.	Yds.
Baltimore	2	31	22	71.0	367	76	3	2	4	34
Buffalo	1	19	12	63.2	203	35	1	0	0	0
Dallas	2	49	26	53.1	527	75	6	1	6	46
Denver	2	66	35	53.0	449	48	3	4	0	0
Houston	1	19	11	57.9	200	34	2	2	0	0
Miami	1	10	5	50.0	80	25	1	2	1	9
Minnesota	1	14	9	64.3	96	30	1	0	2	12
Oakland	5	127	60	47.2	828	60	5	9	8	65
TOTALS	15	335	180	53.7	2750	76	22	20	21	166

BRADSHAW'S GAME BY GAME PASSING

1970						1971					
Opp.	Att.	Cp.	Yds.	TD	Int.	Opp.	Att.	Cp.	Yds.	TD	Int.
Hou.*	16	4	70	0	1	at Chi.*	24	10	129	0	4
at Den.*	26	13	211	0	1	Cin.*	30	18	249	2	1
at Cle.*	29	13	207	0	3	SD*	24	15	175	0	0
Buf.*	12	3	24	0	0	at Cle.*	27	12	126	2	1
at Hou.*	17	8	208	1	3	at KC*	39	20	269	0	2
at Oak.*	27	12	138	1	4	Hou.*	32	21	279	0	3
Cin.*	12	4	40	0	0	at Balt.*	35	20	187	1	1
NYJ	DNP					Cle.*	11	4	70	0	1
KC	19	8	74	1	3	at Mia.*	36	25	253	3	2
at Cin.*	19	8	101	0	3	NYG*	20	12	75	1	0
Cle.	9	4	197	2	0	Den.*	17	6	68	0	0
GB	20	3	110	1	4	at Hou.*	31	14	111	0	3
at Atl.	12	3	30	0	2	at Cin.	13	6	105	2	0
at Phi.	0	0	0	0	0	LA*	34	20	163	2	4
Totals	218	83	1410	6	24	Totals	373	203	2259	13	22
1972						1973					
Opp.	Att.	Cp.	Yds.	TD	Int.	Opp.	Att.	Cp.	Yds.	TD	Int.
Oak.*	17	7	124	1	3	Det.*	23	15	154	2	1
at Cin.*	34	18	170	0	0	Clev.*	14	5	140	1	1
at St. L.*	40	25	229	1	1	at Hou.*	17	9	159	1	2
at Dal.*	39	12	166	0	1	SD*	16	7	99	1	1
Hou.*	19	9	70	1	0	at Cin.*	14	9	106	0	1
NE*	11	7	173	0	1	NYJ*	18	8	119	0	1
at Buf.*	17	9	93	1	1	Cin.*	7	3	37	0	1
Cin.*	20	10	190	3	1	Wash.	DNP				
KC	20	8	92	0	3	at Oak.	DNP				
at Cle.*	21	10	136	1	1	Den.	DNP				
Minn.*	19	7	93	1	1	at Cle.	DNP				
Cle.	17	9	162	1	0	at Mia.	35	14	117	2	3
at Hou.*	11	4	37	0	0	Hou.*	20	11	117	2	4
at SD*	23	12	152	1	1	at SF*	16	8	135	1	0
Totals	308	147	1887	12	12	Totals	180	89	1183	10	15
Oak.**	25	11	175	1	1	at Oak.**	25	12	167	2	3
Mia.***	10	5	82	1	2						

Continued . . .

Continued . . .

1974							1975						
Opp.	Att.	Cp.	Yds.	TD	Int.		Opp.	Att.	Cp.	Yds.	TD	Int.	
Balt.	DNP						at SD	24	21	227	2	0	
at Den.	DNP						Buf.	8	3	69	0	1	
Oak.	2	1	11	0	1		at Clev.	8	7	151	1	0	
at Hou.	DNP						Den.	26	16	191	2	0	
at KC	DNP						Chi.	22	11	146	0	0	
Cle.	DNP						at GB	22	12	84	0	0	
Atl.*	21	9	130	0	2		at Cin.	24	13	130	2	2	
Phi.*	22	12	146	1	0		Hou.	28	17	219	3	1	
at Cin.*	35	13	140	0	1		KC	24	16	204	2	1	
at Cle.	DNP						at Hou.	16	13	168	1	2	
at NO*	19	8	80	2	2		at NYJ	22	9	120	2	0	
Hou.*	20	6	60	1	1		Clev.	25	11	135	2	0	
at NE*	16	10	86	1	1		Cin.	23	13	149	1	1	
Cin.*	13	8	132	2	0		at LA	10	3	28	0	1	
Totals	148	67	785	7	8		Totals	286	165	2055	18	9	
Buf.**	19	12	203	1	0		Balt.**	13	8	103	0	2	
at Oak.***	17	8	95	1	1		Oak.***	25	15	215	1	3	
Minn.****	14	9	96	1	0		Dal.****	19	9	209	2	0	

1976							1977						
Opp.	Att.	Cp.	Yds.	TD	Int.		Opp.	Att.	Cp.	Yds.	TD	Int.	
at Oak.*	27	15	253	1	1		SF*	23	12	164	1	0	
Clev.*	23	7	77	2	0		Oak*	32	16	268	1	3	
NE*	39	20	291	1	0		at Clev.*	17	10	143	3	2	
at Minn.*	22	10	90	1	4		at Hou.	19	7	149	0	4	
at Clev.*	18	10	75	0	1		Cin.*	9	6	117	0	0	
Cin.	DNP						Hou.*	24	16	227	2	1	
at NYG	DNP						at Balt.*	26	11	234	1	5	
SD	19	9	104	1	1		at Den.*	26	13	146	1	0	
at KC*	15	7	132	1	1		Clev.*	21	13	283	3	0	
Mia.*	2	0	0	0	0		Dal.*	12	7	106	2	0	
Hous.	DNP						at NYJ*	28	10	143	2	1	
at Cin.	DNP						Sea.*	21	13	158	1	1	
TB	8	6	79	2	0		at Cin.*	39	20	246	0	1	
at Hous.*	19	8	76	1	0		at SD*	17	8	139	0	1	
Totals	192	92	1177	10	9		Totals	314	162	2523	17	19	
at Balt.**	18	14	264	3	0		at Den.**	37	19	177	1	3	
at Oak.***	35	14	176	0	1								

1978													
Opp.	Att.	Cp.	Yds.	TD	Int.		Opp.	Att.	Cp.	Yds.	TD	Int.	
at Buf.*	19	14	217	2	1		at LA*	25	11	125	1	3	
Sea.*	33	17	213	2	0		Cin.*	30	12	117	0	4	
at Cin.*	19	14	242	2	1		at SF*	21	13	195	3	1	
Clev.*	32	14	208	1	2		at Hou.*	25	11	97	1	1	
at NYJ*	25	17	189	3	1		Balt.*	18	11	240	3	2	
Atl.*	18	13	231	1	0		at Den.*	14	10	131	2	0	
at Clev.	21	10	175	2	0		Totals	368	207	2915	28	20	
Hou.*	33	17	226	2	1		Den.**	29	16	272	2	1	
KC*	13	7	109	1	2		Hou.***	19	11	200	2	2	
NO*	23	16	200	2	1		Dal.****	30	17	318	4	1	

*Started **AFC Playoff Game ***AFC Championship Game ****Super Bowl



LARRY BROWN— Offensive Tackle

BIRTHDATE—June 16, 1949

BIRTHPLACE—Jacksonville, Florida

HOW ACQUIRED—Draft (5th in '71)

COLLEGE—Kansas

HEIGHT—6-4

WEIGHT—245

NFL EXP.—9

GAMES PLAYED —'71 (13), '72 (9), '73 (14), '74 (14), '75 (14), '76 (13), '77 (14), '78 (8)

PRO: After successfully making the switch from TE to OT must bounce back from a severely sprained ankle injury in the fifth game of the 1978 season against the Jets which sidelined him for eight games and limited his play in the remaining regular season games and the postseason . . . Must win back his starting job from Ray Pinney . . . Had made tremendous progress in his first year at OT in 1977 . . . Was more comfortable and playing very well there before the injury last season . . . Added 20 pounds prior to making the switch but at 245 is still one of the lightest tackles in the NFL . . . Follows in the Steelers' recent custom of light, mobile offensive linemen who have excellent speed and quickness . . . Became a starter at TE in 1974, the season the team won its first Super Bowl, and held that position for three years until transferred although he did play a little at OT in 1976 because of injuries to other players . . . Was one of the best blocking TEs in the league and a key factor in the success of the offense when the team was more run-oriented . . . Had his best season as a receiver in 1974 and led the team in receptions with six in the

postseason that year which included three in SB IX . . . Scored the final TD in that game against Minnesota on a 4-yard pass . . . Played mostly on special teams because of his speed his first three years . . . Was selected in the 1971 draft with a choice obtained from New Orleans for RB Earl Gros . . . Gives team great flexibility and can play many roles including tight end.

COLLEGE: Co-captain in 1970 . . . Pro Football Weekly 1st team All America that season . . . Played DE, OT, LB and TE . . . Participated in North-South Shrine and College All Star games . . . Education major.

PERSONAL: Married (Vanessa) . . . Has one daughter (Tiffany, 3) . . . Lives in Pittsburgh.

BROWN'S PRO RECORD

Regular Season					
RECEIVING	No.	Yds.	Avg.	LG	TD
1971 Pittsburgh AFC	1	3	3.0	3	1
1972 Pittsburgh AFC	1	13	13.0	13	1
1973 Pittsburgh AFC	5	88	17.6	45	0
1974 Pittsburgh AFC	17	190	11.2	35	1
1975 Pittsburgh AFC	16	244	15.3	27	1
1976 Pittsburgh AFC	7	97	13.9	35	0
Pro Totals—7 years	47	635	13.5	45	4
Post Season					
RECEIVING	No.	Yds.	Avg.	LG	TD
1972 Pittsburgh AFC	1	9	9.0	9	0
1974 Pittsburgh AFC	6	115	19.2	30	1
1975 Pittsburgh AFC	3	29	9.7	13	0
1976 Pittsburgh AFC	1	32	32.0	32	0
1977 Pittsburgh AFC	1	1	1.0	1t	1
Totals	12	186	15.5	32	2

BROWN'S SINGLE GAME CAREER HIGHS

Regular Season

Receptions—7 (11-9-75 vs. Hou.)

Yards Receiving—93 (11-9-75 vs. Hou.)

Longest Reception—45 (11-25-73 vs. Clev.)

TD Receptions—1 (4 times, last time 11-9-75 vs. Hou.)

Post Season

Receptions—3 (1-12-75 vs. Minn.)

Yards Receiving—49 (1-12-75 vs. Minn.)

Longest Reception—32

TD Receptions—1 (twice, last time 12-24-77 vs. Den.)



ROBIN COLE—Linebacker

BIRTHDATE—September 11, 1945

BIRTHPLACE—Los Angeles, California

HOW ACQUIRED—Draft (1st in '77)

COLLEGE—New Mexico

HEIGHT—6-2

WEIGHT—220

NFL EXP.—3

GAMES PLAYED—'77 (8), '78 (16)

PRO: After a frustrating rookie season in 1977 when he broke his right arm in the opening game vs. SF was a major factor in the Steelers' improved defensive play last season . . . Started eight games, six at RLB and two at LLB, and his ability to play either side equally well increases his value greatly . . . Came on very strong late in the regular season . . . Had 10 unassisted tackles in the final game against Denver and had three QB sacks in the last two games . . . Continued great play in the postseason and started against Denver and Houston . . . Got a lot of playing time in the Super Bowl and had six unassisted tackles . . . Is strong against the run and has improved pass coverage which will get better with more experience . . . Is a very physical player whose style fits well with the Steelers' new defensive philosophy in which the LBs do a lot of blitzing . . . Is a natural in this system as a fourth LB when he is not starting . . . Has exceptional strength and was used some at DE in his rookie year . . . Was the first LB ever drafted by the Steelers in the first round and the first player from New Mexico to ever play for Pittsburgh . . . Has the raw talent for greatness.

COLLEGE: Four year regular as a standup DE . . . Was team captain in junior and senior years . . . Named team MVP in 1976 . . . Selected to UPI, Sporting News, Football News and Football Writers 2nd team All America and AP's 3rd team in 1976 . . . All Western Athletic Conference 1st team his final two years. Played in East-West Shrine game . . . Physical Education major.

Continued . . .

Continued . . .

PERSONAL: Married (Sylvia) . . . Has one son (Robin, Jr., 1) . . . Lives in Los Angeles . . . Was All City in football and baseball in Compton High (LA).

COLE'S SINGLE GAME CAREER HIGHS
Regular Season

Interceptions—0



CRAIG COLQUITT—Punter

BIRTHDATE—June 9, 1954
BIRTHPLACE—Knoxville, Tennessee
HOW ACQUIRED—Draft (3rd in '78)
COLLEGE—Tennessee
HEIGHT—6-1½
WEIGHT—182
NFL EXP.—2
GAMES PLAYED—'78 (16)

PRO: Had an outstanding first season in 1978 and already has earned a place among the league's most effective punters . . . Led the NFL in net punting average with a 35.2 mark . . . Was sixth in gross in the AFC with a 40.0 average which was just 1.1 yards out of third place . . . Only four of his 66 punts went for touchbacks and this was the best ratio among the conference's top ten punters . . . Return yardage on his punts was the second lowest in the AFC . . . Posted a 42.3 average in three postseason games . . . Was the first kicker drafted by the Steelers since 1971 . . . Is a two-step punter and gets the ball away very fast.
COLLEGE: Three year regular as a punter . . . Was a walk-on who did not enter college until two years after graduating high school . . . Named to All SEC 1st team his final two seasons . . . Was second in the nation with a 45.0 average and had a career mark of 42.5 . . . Art major.
PERSONAL: Single . . . Lives in Knoxville . . . Was a HB and DB in high school.

COLQUITT'S PRO RECORD
Regular Season

PUNTING	No.	Yds.	Avg.	Long
1978 Pittsburgh AFC	66	2642	40.0	58

Post Season

PUNTING	No.	Yds.	Avg.	Long
1978 Pittsburgh AFC	6	254	42.3	53

COLQUITT'S SINGLE GAME CAREER HIGHS
Regular Season

Punts—6 (twice, last time, 12-16-78 vs. Den.)
Longest Punt—58 (12-16-78 vs. Den.)

Post Season

Punts—3 (1-21-79 vs. Dal.)
Longest Punt—53 (1-7-79 vs. Hou.)



STEVE COURSON—Guard

BIRTHDATE—October 1, 1955
BIRTHPLACE—Philadelphia, Pa.
HOW ACQUIRED—Draft (5th in '77)
COLLEGE—South Carolina
HEIGHT—6-1
WEIGHT—260
NFL EXP.—2
GAMES PLAYED—'78 (16)

PRO: Spent the 1977 season on injured reserve with an ankle injury . . . Logged more playing time than anticipated in 1978 because of an injury to Larry Brown and changes that resulted . . . Spent more than half the season as the third guard . . . Started one game against San Francisco . . . Also played considerably in short-yardage situations . . . Was a fixture on all the special teams where he is a natural because of size combined with exceptional speed . . . Is a good prospect as a future starter as he improves his techniques, particularly on pass-blocking.
COLLEGE: Two year starter . . . Was DT as a freshman . . . Named to 1st team All South Carolina and All South Independent in 1978 . . . Played in East-West Shrine and Blue-Gray games . . . Liberal Arts major.
PERSONAL: Single . . . Lives in Columbia, South Carolina.



BENNIE CUNNINGHAM—Tight End

BIRTHDATE—December 23, 1954

BIRTHPLACE—Laurens, South Carolina

HOW ACQUIRED—Draft (1st in '76)

COLLEGE—Clemson

HEIGHT—6-4

WEIGHT—247

NFL EXP.—4

GAMES PLAYED—'76 (12), '77 (12), '78(6)

PRO: Is one of the top TEs in the NFL and has the potential to make All Pro even though the competition at his position is very strong . . . Needs to stay healthy and be more consistent which should come with experience . . . Has all the physical equipment to excel . . . Exceptional size and speed with the strength and bulk of a lineman and the speed of a wide receiver . . . Is a strong blocker and can run deep patterns . . . Is a tough runner to stop after making the catch . . . With 16 catches in first five and a quarter games in 1978 was among the league leaders at his position until a knee injury in the Atlanta game, which required surgery, forced him to miss the last 10 games and the postseason . . . His average of 20.1 yards per catch was the best of any TE in the NFL for the second straight season and his career average of 17.5 is highest of any active NFL TEs . . . Caught winning 37-yard TD pass in overtime victory over Cleveland . . . Had first 100-yard game against Cincinnati when he gained 107 yards on four receptions . . . Was a first round draft choice in 1976 but got a slow start because of the College All Star game and minor injuries which limited his play mostly to the special teams . . . Scored a TD against Minnesota on his first pro reception . . . Led both teams with four catches in 1976 AFC title game against Oakland.

COLLEGE: Three year starter and led team in receiving each year . . . Career totals of 64 receptions and 1,044 yards are both fifth highest in Clemson history . . . Caught 10 TD passes with seven in 1974 being a season school high . . . Consensus All America and unanimous All Atlantic Coast Conference in 1974 and 1975 . . . Played in East-West game and Hula and Japan Bowls . . . Secondary Education major . . . Earned his B.S. degree in the off-season.

PERSONAL: Single . . . Lives in Seneca, South Carolina . . . His brother Grant plays football for Duke.

CUNNINGHAM'S PRO RECORD

Regular Season

RECEIVING	No.	Yds.	Avg.	LG	TD
1976 Pittsburgh AFC	5	49	9.8	20	1
1977 Pittsburgh AFC	20	347	17.3	43t	2
1978 Pittsburgh AFC	16	321	20.1	48	2
Pro Totals—3 years	41	717	17.5	48	5

Post Season

RECEIVING	No.	Yds.	Avg.	LG	TD
1976 Pittsburgh AFC	4	36	9.0	29	0
1977 Pittsburgh AFC	3	42	14.0	19	0
Totals	7	78	11.1	29	0
RUSHING	Att.	Yds.	Avg.	LG	TD
1976 Pittsburgh AFC	1	0	0.0	0	0

CUNNINGHAM'S SINGLE GAME CAREER HIGHS

Regular Season

Receptions—5 (10-23-77 vs. Hou.)

Yards Receiving—107 (9-17-78 vs. Cin.)

Longest Reception—48 (9-17-78 vs. Cin.)

TD Receptions—1 (5 times, last time 9-24-78 vs. Clev.)

Post Season

Receptions—4 (12-26-76 vs. Oak.)

Yards Receiving—42 (12-24-77 vs. Den.)

Longest Reception—29 (12-26-76 vs. Oak.)

TD Receptions—0



SAM DAVIS—Guard

BIRTHDATE—July 4, 1944
BIRTHPLACE—Ocilla, Georgia
HOW ACQUIRED—Free Agent ('67)
COLLEGE—Allen
HEIGHT—6-1
WEIGHT—255
NFL EXP.—13
GAMES PLAYED—'67 (14), '68 (14), '69 (12), '70 (14), '71 (12), '72 (11), '73 (12), '74 (11), '75 (14), '76 (13), '77 (11), '78 (16)

PRO: In 1978 had one of his finest seasons as the Steelers disregarded their three-guard system they had used in recent seasons . . . As a result he played more than at any time since 1973 and thrived on the additional work . . . Has always been an excellent blocker on running plays but did an outstanding job on pass protection last season . . . Capped a great year with a superb performance in the Super Bowl against Randy White . . . Is one of the best pulling guards in the NFL . . . Has exceptional speed and quickness . . . In 1979 will be just the third player in Steeler history to play 13 seasons . . . Has played 154 games which is third most by a Steeler behind Ray Mansfield (182) and Ernie Stautner (173) . . . Has been with the team longer than any other player and he and Rocky Bleier are the only two players remaining from the pre-Noll era . . . Is the oldest player on the roster . . . Has been offensive captain since 1970 . . . Originally made it in pro football because of his outstanding special teams ability . . . Won a regular job in 1970 . . . Is the only player from Allen University in the NFL.

COLLEGE: Played all line positions on offense and defense . . . Team MVP in 1966 and All Southwest Intercollegiate Conference 1st team that year . . . Lettered in track as a shot putter and 440-yard dash man . . . Physical Education major.

PERSONAL: Lives in Pittsburgh . . . Works for the H. J. Heinz Co. in sales and marketing.



JACK DELOPLAINE—Running Back

BIRTHDATE—April 21, 1954
BIRTHPLACE—Pottstown, Pa.
HOW ACQUIRED—Draft (6th in '76)
COLLEGE—Salem (W. Va.)
HEIGHT—5-10
WEIGHT—205
NFL EXP.—4
GAMES PLAYED—'76 (14), '77 (8), '78 (12)

PRO: Was waived by the Steelers on last cutdown in 1978 and claimed by Washington where he played two games before being released . . . Re-signed by Pittsburgh and was active for the last 10 games plus the playoffs . . . Was used mostly on special teams . . . Knee injuries which required surgery in 1976 and 1977 off-seasons have reduced his speed and cutting ability . . . Was a great prospect in his rookie season of 1976 when he led the team in rushing in the preseason and averaged six yards per rush . . . Was an effective punt and kickoff returner in the regular season that year.

COLLEGE: Gained 4,033 yards in four years . . . Had 1,516 in his senior season and was the fourth leading NAIA rusher in the nation . . . Was named to the NAIA and AP College Division All America teams . . . Scored 48 TDs with 22 coming in his final season . . . Physical Education major.

PERSONAL: Married (Kathy) . . . Lives in Pittsburgh, Pa.

DELOPLAINE'S PRO RECORD Regular Season

Regular Season						
RUSHING	No.	Yds.	Avg.	LG	TD	
1976 Pittsburgh AFC	17	91	5.4	19	2	
1977 Pittsburgh AFC	2	7	3.5	5	0	
1978 Pittsburgh AFC	11	49	4.5	19	0	
Pro Totals—3 years	30	147	4.9	19	2	
RECEIVING	No.	Yds.	Avg.	LG	TD	
1976 Pittsburgh	1	3	3.0	3	0	
PUNT RETURNS	No.	FC	Yds.	Avg.	LG	TD
1976 Pittsburgh AFC	17	0	150	8.8	36	0
1977 Pittsburgh AFC	1	0	7	7.0	7	0
Pro Totals—3 years	18	0	157	8.3	36	0

KICKOFF RETURNS	No.	Yds.	Avg.	LG	TD
1976 Pittsburgh AFC	17	385	22.6	39	0
1977 Pittsburgh AFC	1	18	18.0	18	0
Pro Totals—3 years	18	403	22.4	39	0
Post Season					
RUSHING	No.	Yds.	Avg.	LG	TD
1978 Pittsburgh AFC	4	32	8.0	23	0

DELOPLAINE'S SINGLE GAME CAREER HIGHS

Regular Season

Yards Rushing—64 (11-7-76 vs. KC)
 Rushing Attempts—6 (11-7-76 vs. KC)
 Longest Run—19 (twice, last time 10-15-78 vs. Clev.)
 TD Rushing—2 (11-7-76 vs. KC)
 Receptions—1 (12-5-76 vs. Tampa Bay)

Post Season

Yards Rushing—28 (1-7-79 vs. Hou.)
 Rushing Attempts—3 (1-7-79 vs. Hou.)
 Longest Run—23 (1-7-79 vs. Hou.)
 TD Rushing—0
 Receptions—0



TONY DUNGY—Safety

BIRTHDATE—October 6, 1955
BIRTHPLACE—Jackson, Michigan
HOW ACQUIRED—Free Agent ('77)
COLLEGE—Minnesota
HEIGHT—6-0
WEIGHT—188
NFL EXP.—3
GAMES PLAYED—'77 (14), '78 (16)

PRO: Developed into one of the NFL's top ball hawks in 1978 and led the team in interceptions with six, an incredible number for the amount of time he played . . . Ranked second in the AFC . . . Was used almost exclusively as a fifth defensive back in passing situations until the last two games which he started . . . Saved the first Cleveland game with an interception in the end zone on the final play of regulation time which he returned 65 yards, the longest by a Steeler since 1975 . . . Was a quarterback in college and has a great sense for the ball . . . Was the only free agent to make the team in 1977 and made the transition from QB to DB very well after starting out as a receiver . . . Had the unusual experience of throwing an interception and making one in the same game against Houston as a rookie . . . Could start for many NFL teams but is playing behind two of the best in Wagner and Shell . . . Is a good special teams player.

COLLEGE: Four year letterman at QB and captain in senior season . . . Holds school records for total plays (989), passes (576), completions (274), yards passing (3,577) and TD passes (25) . . . In 1975 ranked fifth nationally in total offense and passing as he set school marks for TD passes (15) and completions (123) . . . Played in East-West, Hula and Japan Bowls . . . Business Administration major.

PERSONAL: Single . . . Lives in Pittsburgh . . . Works for Mellon Bank in the off-season.

DUNGY'S PRO RECORD

Regular Season


INTERCEPTIONS	No.	Yds.	Avg.	LG	TD
1977 Pittsburgh AFC	3	37	12.3	29	0
1978 Pittsburgh AFC	6	95	15.8	65	0
Pro Totals—2 years	9	132	14.7	65	0

DUNGY'S SINGLE GAME CAREER HIGHS

Regular Season

Interceptions—1 (9 times, last time 12-16-78 vs. Den.)
 Yards Interceptions—65 (9-24-78 vs. Clev.)
 Longest Return—65 (9-24-78 vs. Clev.)
 TD Interceptions—0

Continued . . .



STEVE FURNESS—DT-DE

BIRTHDATE—December 5, 1950

BIRTHPLACE—Providence, Rhode Island

HOW ACQUIRED—Draft (5th in '72)

COLLEGE—Rhode Island

HEIGHT—6-4

WEIGHT—255

NFL EXP.—8

GAMES PLAYED—'72 (2), '73 (6), '74 (14), '75 (14), '76 (9), '77 (14), '78 (10)

PRO: Is the youngest starter on the defensive line . . . Made a tremendous late-season comeback after a freak injury sidelined him for the first five games in 1978 . . . Sprained his left ankle when a teammate fell on him in the pregame warmup prior to the opening game with Buffalo . . . Did not get his first start until the 11th game . . . It took him most of the remainder of the regular season to get back to where he was physically before the injury . . . Split playing time with Gary Dunn the last five regular season games . . . By the playoffs had his job back on a full-time basis . . . In the postseason was among the team leaders in tackles and had a QB sack in each of the three games . . . Broke his left ankle late in the SB . . . Became a full-time regular in 1977 and started every game but played three different positions . . . Led the team in sacks with 8½ and topped all the defensive linemen in tackles . . . Prior to 1975 had been primarily a special teams player but filled in frequently for Joe Greene when the latter was having back and other injury problems . . . Started six regular season games that year . . . In SB X played the entire second half against Dallas and led all Steeler linemen in tackles . . . Can and has played DE but is more effective inside . . . At 28 is going into what should be his prime years . . . Now has the experience to go with his great strength and is ready to bid for All Pro honors . . . He and Rick Moser are the only NFL players from Rhode Island.

COLLEGE: All New England and All Yankee Conference in 1971 . . . Played FB, TE and OT . . . Lettered in track as a hammer thrower and passed up the 1972 Olympic trials to play with the Steelers . . . Honor student . . . Physical Education major.

PERSONAL: Married (Deborah) . . . Has one son (Zachary, 2) . . . Is a salesman for Prudential Realty in Pittsburgh.



ROY GERELA—Placekicker

BIRTHDATE—April 2, 1948

BIRTHPLACE—Sarrail, Alberta, Canada

HOW ACQUIRED—Waivers (Hou. in '71)

COLLEGE—New Mexico State

HEIGHT—5-10

WEIGHT—185

NFL EXP.—11

GAMES PLAYED—'69 (14), '70 (14), '71 (14), '72 (14), '73 (14), '74 (14), '75 (14), '76 (14), '77 (14), '78 (16)

PRO: With 731 points is the Steelers' all-time scoring leader and ranks 13th on the all-time pro scoring list with 894 points . . . Can move up two places in 1979 by scoring 84 points which would enable him to pass Lou Michaels (955) and Sam Baker (977) . . . Can also overtake active players Don Cockroft (904) and Garo Yepremian (908) and jump all the way into ninth place . . . Is fifth in the AFC and sixth in the NFL among active scorers . . . Tops the Steelers in career field goals (146), attempts (227), extra points (293) and attempts (306) as well as being the single season leader in all these categories . . . Came into pro football in the AFL in 1969 as Houston's fourth draft choice . . . Kicked a career-high and team record of five field goals against Miami and had a career-long FG of 50 yards vs. Cincinnati in his rookie season . . . Punted that year and averaged 40.4 . . . Was claimed on waivers by the Steelers shortly before the 1971 season . . . Led the team in scoring five straight seasons thru 1975 . . . In 1972 set team records with 119 points and 28 FGs and kicked at least one field goal in every game . . . Made All Pro for the first time that year . . . The following season became the first Steeler to ever lead the league in scoring as he set new marks with 123 points and 29 FGs . . . Played in the Pro Bowl for the first time that season . . . Won second straight AFC scoring title in 1974 with 93 points and made the Pro Bowl again . . . In 1975 made good on 81% of his field goal attempts (17-21) . . . Suffered calf and groin injuries in the middle of the 1976 season which kept him out of the AFC

Championship game and has not totally regained his touch since then ... Holds Super Bowl records for most extra points in a game (5-'79) and a career (8) ... Has kicked four FGs in one game five times with the Steelers and shares the team record with Lou Michaels ... Kicked FGs in 18 straight games during the 1972-73 seasons ... Longest string of consecutive extra points has been 106 straight ... Led the AFC in field goals three times, most recently in 1974 ... In 1978 was the Steelers leading scorer for the sixth time in eight years and tied his own team record with 44 extra points ... Set personal postseason high with 10 points against Houston in AFC Championship ... Has made 61% of his field goal attempts and 96% of his extra points during his career.

COLLEGE: Three year regular as DB and punter ... Did not placekick until senior year ... Lettered in baseball and soccer ... Education major.

PERSONAL: Single ... Lives in North Vancouver, B.C. ... Went to high school in Hawaii.

GERELA'S PRO RECORD

Regular Season

SCORING	PAT	FG	Total
1969 Houston AFL	29-29	19-40	86
1970 Houston AFC	23-23	18-32	77
1971 Pittsburgh AFC	27-27	17-27	78
1972 Pittsburgh AFC	35-36	28-41	119
1973 Pittsburgh AFC	36-37	29-43	123
1974 Pittsburgh AFC	33-35	20-28	93
1975 Pittsburgh AFC	44-46	17-21	95
1976 Pittsburgh AFC	40-43	14-26	82
1977 Pittsburgh AFC	34-37	9-14	61
1978 Pittsburgh AFC	44-45	12-26	80

Pro Totals—10 years **345-358** **183-298** **894**

FIELD GOALS	1-19	20-29	30-39	40-49	over 50
1969 Houston AFL	9-9	5-6	3-11	1-8	1-6
1970 Houston AFC	5-5	4-5	6-8	3-14	0-0
1971 Pittsburgh AFC	5-6	5-7	4-7	3-6	0-1
1972 Pittsburgh AFC	9-9	8-10	8-12	3-9	0-1
1973 Pittsburgh AFC	9-10	10-12	5-9	5-12	0-0
1974 Pittsburgh AFC	0-0	8-9	8-12	4-6	0-1
1975 Pittsburgh AFC	4-4	7-7	5-7	1-2	0-1
1976 Pittsburgh AFC	1-1	3-7	6-10	4-7	0-1
1977 Pittsburgh AFC	0-0	4-5	2-2	3-6	0-1
1978 Pittsburgh AFC	1-1	5-6	3-8	3-9	0-2

Pro Totals—10 years **43-45** **59-74** **50-86** **30-79** **1-14**

Post Season

SCORING	PAT	FG	Total
1972 Pittsburgh AFC	3-3	3-5	12
1973 Pittsburgh AFC	2-2	0-0	2
1974 Pittsburgh AFC	7-9	3-5	16
1975 Pittsburgh AFC	6-8	3-7	15
1976 Pittsburgh AFC	3-4	2-2	9
1977 Pittsburgh AFC	3-3	0-0	3
1978 Pittsburgh AFC	12-13	4-7	24

Totals **36-42** **15-26** **81**

FIELD GOALS	1-19	20-29	30-39	40-49	over 50
1972 Pittsburgh AFC	2-2	1-1	0-0	0-1	0-1
1974 Pittsburgh AFC	0-0	3-4	0-1	0-0	0-0
1975 Pittsburgh AFC	1-1	0-0	2-4	0-2	0-0
1976 Pittsburgh AFC	0-0	1-1	0-0	1-1	0-0
1977 Pittsburgh AFC	0-0	0-0	0-0	0-0	0-0
1978 Pittsburgh AFC	0-0	3-3	1-1	0-2	0-1

Totals **3-3** **8-9** **3-6** **1-6** **0-2**

GERELA'S SINGLE GAME CAREER HIGHS

Regular Season

Points—16 (9-28-69, Hou. vs. Mia.)

Field Goals—5 (9-28-69, Hou. vs. Mia.)

Longest Field Goal—50 (11-9-69, Hou. vs. Cin.)

Extra Points—6 (11-7-76 vs. KC)

Post Season

Points—10 (1-7-79 vs. Hou.)

Field Goals—2 (5 times, last time 1-7-79 vs. Hou.)

Longest Field Goal—45 (12-19-76 vs. Balt.)

Extra Points—5 (1-21-79 vs. Dal.)



JOE GREENE—Defensive Tackle

BIRTHDATE—September 24, 1946

BIRTHPLACE—Temple, Texas

HOW ACQUIRED—Draft (1st in '69)

COLLEGE—North Texas State

HEIGHT—6-4

WEIGHT—260

NFL EXP.—11

GAMES PLAYED—'69 (14), '70 (14), '71 (14), '72 (14), '73 (14), '74 (14), '75 (10), '76 (14), '77 (13), '78 (16)

PRO: Was Chuck Noll's initial step in building the Steelers into an NFL power when he was the first player drafted by the Steeler coach in 1969 . . . Is one of the greatest defensive lineman in pro football history . . . Rightfully considered the heart and soul of the Steelers. . . In 1978 made his most tangible contribution to the team's success since the first Super Bowl season and dispelled rumors he was finished . . . Had first injury-free season since 1974 and did not miss a single play because of his chronic back condition or any other injury . . . Was consistently good from start to finish and had his best postseason since 1974 . . . Regained big-play capability which has characterized his career . . . Ranked sixth on the team in tackles, second in sacks and opponents fumbles recovered (5), including two in tough second Cincinnati victory . . . Had important QB sacks in AFC Championship game and SB . . . Also batted down a pass in SB at a critical point . . . After not making Pro Bowl squad for the first time in his career in 1977 season, selected for ninth time last season, tying Ernie Stautner's team record . . . Made Sporting News, Pro Football Weekly and College and Pro Football News All AFC 1st teams and UPI's 2nd team . . . In 1969 was the first defensive player chosen in the draft and fourth overall . . . Was an immediate standout becoming the first of three Steelers to win rookie of the year in six years . . . Was selected to the Pro Bowl team . . . In 1970 made the All AFC 1st team for the initial time . . . In the following season was named to All NFL team, an honor that he earned for the next five years . . . In 1972 won the George Halas Award as the NFL's Most Valuable Defensive Player for the first time and was chosen AP Defensive Player of the Year and UPI's Lineman of the Year as he spearheaded Steelers' drive to the playoffs for the first time in 40 years . . . Played one of the greatest games of his career that year against Houston when the team was decimated by injuries and needed a victory to remain in first place . . . Had five sacks and recovered a fumble which he had forced . . . His 11 sacks led the team that season and are a career-high . . . Played probably the best football of his career from the middle of the 1974 season through the playoffs as the Steelers won their first NFL Championship . . . Made a key interception and fumble recovery which he lateraled for the winning TD in the teams' first win in Cleveland in 10 years . . . That was the year he started lining up at a sharp angle between the center and guard and was unstoppable in the postseason against Oakland and Minnesota . . . In SB IX had an interception and a fumble recovery . . . Won the Dapper Dan Award as Pittsburgh's outstanding sports figure in 1974 . . . In 1975 missed the first game of his seven year career when a groin injury and pinched nerve in his left shoulder ended his consecutive game streak at 91 and limited his play the balance of the season . . . In the postseason that year he did not play against Baltimore and could not go all the way against Oakland or Dallas as the Steelers won their second straight NFL title . . . In 1976 played all 14 games and rebounded to All Pro form as he gradually regained the complete use of his shoulder . . . Was instrumental in team's comeback from a 1-4 start and led team in sacks for the second time . . . Cut his weight 15 pounds to present 260 in 1977 and was selected to AP's All NFL 1st Team and UPI's All AFC 1st Team but missed making the Pro Bowl for the only time . . . At 33 no longer dominates games as he did at the peak of his career but is healthy and still one of the best defensive lineman in the NFL . . . Has lost some of his strength but speed and quickness are exceptional . . . Has outstanding leadership qualities and is one of the most unselfish of the great athletes . . . Was named defensive captain in 1977, succeeding Andy Russell.

COLLEGE: Consensus All America 1st team in 1968 . . . Unanimous choice as the top defensive lineman in the nation that year . . . 1st team All Missouri Valley Conference for three years . . . Conference Athlete of the Year in 1968 . . . Played in East-West game and was voted the Outstanding South Lineman in the Senior Bowl . . . Selected but did

not play in the College All Star and Coaches All America games . . . Physical Education major.

PERSONAL: Married (Agnes) . . . Has two sons (Charles, 11 and Edward, 10) and one daughter (Jo Quel, 5) . . . Lives in the Dallas suburb of Duncanville . . . Spends the off-season making personal appearances and is an excellent speaker.



L. C. GREENWOOD—Defensive End

BIRTHDATE—September 8, 1946

BIRTHPLACE—Canton, Mississippi

HOW ACQUIRED—Draft (10th in '69)

COLLEGE—Arkansas AM & N

HEIGHT—6-6½

WEIGHT—250

NFL EXP.—11

GAMES PLAYED—'69 (14), '70 (12), '71 (14), '72 (13), '73 (14), '74 (14), '75 (14), '76 (13), '77 (9), '78 (16)

PRO: Came back very strong in 1978 from an off-season the year before in which he was plagued by a knee injury . . . Was a major factor in the Steelers' return to the top . . . Team needed a great year from him and he came through . . . Was their best and most consistent defensive lineman . . . Led the team in QB sacks for the third time in his career . . . Had nine to increase his career total to 54½ . . . Topped all Pittsburgh lineman in tackles and had three sacks in the playoffs including one in the SB . . . Played in the Pro Bowl for the fifth time in six years . . . Named to the Sporting News All AFC 1st team and to UPI 2nd team . . . Made more All Pro teams than any other NFL DE in 1974 and 1975 and was recognized as the best at his position during that period . . . Had outstanding postseasons in both of those seasons, particularly in the Super Bowls . . . Against Minnesota in SB IX knocked down three Fran Tarkenton passes and was the outstanding defensive player on the field . . . The following year in SB X sacked Roger Staubach three times . . . Became a regular in 1971 and led the team in sacks with 11, a career-high, and tied for the NFL lead in opponents fumbles recovered with five . . . The same year combined with Joe Greene and Jack Ham to give the Steelers one of the best left sides in pro football history and this trio is still one of the most formidable units in the NFL . . . Made All Pro in 1973 and played in the Pro Bowl for the first time . . . At 33 is still one of the quickest DEs in pro football and an excellent pass rusher who has outstanding pursuit ability . . . Great height adds to his effectiveness . . . He and Greene are the oldest defensive regulars and with Jon Kolb are the only players remaining from Noll's first draft in 1969 . . . Except for 1977 has been consistently one of the outstanding players on one of the great defenses of all-time . . . His big-play ability has been a major factor in the Steeler success.

COLLEGE: Three year regular as DE and DT . . . Ebony All America and Defensive MVP in his senior year . . . Went to school on an academic scholarship . . . Vocational Education major.

PERSONAL: Married (Jane) . . . Lives in Pittsburgh . . . Taught school earlier in his career . . . Was in the Super Star team competition in 1975, 1976 and 1979.



RANDY GROSSMAN—Tight End

BIRTHDATE—September 20, 1952

BIRTHPLACE—Philadelphia, Pa.

HOW ACQUIRED—Free Agent ('74)

COLLEGE—Temple

HEIGHT—6-1

WEIGHT—215

NFL EXP.—6

GAMES PLAYED—'74 (14), '75 (14), '76 (14), '77 (13), '78 (16)

PRO: After five years in pro football finally established himself in 1978 and is one of the most reliable third down receivers in the NFL . . . Took over for the injured Bennie Cunningham for the last 10 games of the regular season and the three postseason games . . . Caught at least one pass in every game and regular season total of 37 was the highest by a Steeler TE since 1966 which almost equalled his career total of 44 before 1978 . . . Added nine more in the postseason, including three in the SB, all of which were good for first downs . . . Had nine receptions in the first Houston game which was the most by a Steeler since 1968

Continued . . .

Continued . . .

. . . Has been a good big-game player who can make the tough catches . . . Had a great postseason in 1975 with four important catches in the AFC title game against Oakland and another reception for first TD in SB X against Dallas . . . Until 1978 had started just nine games . . . Is very strong and determined runner . . . Has never missed a game because of injury . . . Is undersized for his position and has only average speed and because of this has always been a marginal player but one who has delivered in every emergency . . . Except for these spot situations has been used mostly as a special teams player and second TE on short-yardage plays . . . Is one of six Steelers who has played on three SB champions in his five year career.

COLLEGE: Three year starter . . . Had career totals of 89 receptions for 1,505 yards and 10 TDs . . . Made 1st team All East and All Pennsylvania and AP All America 3rd team in 1973 . . . Played in North-South Shrine game . . . English Education major.

PERSONAL: Married (Anne) . . . Has one son (Oliver Daniel, 3) . . . Lives in Havertown, Pa.

GROSSMAN'S PRO RECORD

Regular Season

RECEIVING	No.	Yds.	Avg.	LG	TD
1974 Pittsburgh AFC	13	164	12.6	32	0
1975 Pittsburgh AFC	11	135	12.3	21	1
1976 Pittsburgh AFC	15	181	12.1	35	1
1977 Pittsburgh AFC	5	57	11.4	20	0
1978 Pittsburgh AFC	37	448	12.1	26	1
Pro Totals—5 years	81	985	12.2	35	3

Post Season

RECEIVING	No.	Yds.	Avg.	LG	TD
1974 Pittsburgh AFC	0	0	0.0	0	0
1975 Pittsburgh AFC	5	43	8.6	14	1
1976 Pittsburgh AFC	0	0	0.0	0	0
1977 Pittsburgh AFC	1	7	7.0	7	0
1978 Pittsburgh AFC	9	136	15.1	29	0
Totals	15	186	12.4	29	1

GROSSMAN'S SINGLE GAME CAREER HIGHS

Regular Season

Receptions—9 (10-23-78 vs. Hou.)

Yards Receiving—116 (10-23-78 vs. Hou.)

Longest Reception—35 (9-19-76 vs. Clev.)

TD Receptions—1 (3 times, last time 12-9-78 vs. Balt.)

Post Season

Receptions—4 (twice, last time, 12-30-78 vs. Den.)

Yards Receiving—64 (12-30-78 vs. Den.)

Longest Reception—29 (1-7-79 vs. Hou.)

TD Receptions—1 (1-18-76 vs. Dal.)



JACK HAM—Linebacker

BIRTHDATE—December 23, 1948

BIRTHPLACE—Johnstown, Pa.

HOW ACQUIRED—Draft (2nd in '71)

COLLEGE—Penn State

HEIGHT—6-1

WEIGHT—225

NFL EXP.—9

GAMES PLAYED—'71 (14), '72 (14), '73 (13), '74 (14), '75 (14), '76 (14), '77 (14), '78 (14)

PRO: Ranks among the greatest outside linebackers in NFL history . . . Has performed at a superior level that is unmatched for its consistency during the seventies . . . Was the only OLB selected to every All NFL and All AFC 1st team in 1978 and it was the fifth straight year he earned more postseason honors than any other player in the NFL at his position . . . Named to the Pro Bowl for the sixth straight season and is the only NFL LB who has made the team every year since 1974 . . . Is outstanding against both the run and the pass . . . Has exceptional intelligence, mobility, quickness and speed . . . Has an innate sense of reading plays and reacting extremely well . . . Has the ability to turn a game around . . . Teams with Greene and Greenwood to form one of the best left sides in NFL history and this trio of All Pros has been a big factor in the Steelers' defensive success . . . Has 26 career interceptions which is the most of any active NFL LB and has a good chance of topping Don Shinnick's all-time LB record of 37 . . . Ranks 12th

among all active AFC players . . . Is tied with Mike Wagner for the third most interceptions in Steeler history and the pair are the team's all-time leaders in postseason steals with five apiece . . . In 1972 and 1974 led all NFL LBs in interceptions with seven and five respectively . . . Added three fumble recoveries in 1978 to raise career total to 14 . . . In the Steelers' new defensive philosophy blitzes more and has great timing with this tactic . . . Had four sacks last season plus two more in the postseason . . . Two interceptions in the SF game marked the fourth time in his career he has had two in one game . . . Did it in the 1974 AFC Championship game against Oakland which were key plays in getting the Steelers into the Super Bowl for the first time . . . Has always been a great playoff performer and had 18 unassisted tackles in the three games last season . . . Has been a starter since his rookie season and an All Pro since 1972 . . . Was named the Football News Defensive Player of the Year in 1975 . . . Has scored two TDs in his pro career on a 32-yard interception vs. NE in 1972 and a fumble recovery vs. Houston in 1973 . . . Has missed only three of 129 regular and postseason games in eight years . . . Very strong Hall of Fame candidate.

COLLEGE: Three year letterman . . . Defensive captain in senior year . . . Near-unanimous All America in 1970 . . . Starred in 1969 and 1970 Orange Bowls . . . Named the Outstanding Defensive Player in the Hula Bowl and played in the East-West Shrine game . . . Insurance and Real Estate major.

PERSONAL: Married (Joanne) . . . Lives in Pittsburgh . . . Works in sales for the Neville Coal Co . . . Is one of the best racquet ball players in the Pittsburgh area.

HAM'S PRO RECORD

Regular Season

INTERCEPTIONS	No.	Yds.	Avg.	LG	TD
1971 Pittsburgh AFC	2	4	2.0	4	0
1972 Pittsburgh AFC	7	83	11.9	32t	1
1973 Pittsburgh AFC	2	30	15.0	27	0
1974 Pittsburgh AFC	5	13	2.6	10	0
1975 Pittsburgh AFC	1	2	2.0	2	0
1976 Pittsburgh AFC	2	13	6.5	13	0
1977 Pittsburgh AFC	4	17	4.3	9	0
1978 Pittsburgh AFC	3	7	2.3	7	0
Pro Totals—8 years	26	169	6.5	32t	1

Post Season

INTERCEPTIONS	No.	Yds.	Avg.	LG	TD
1972 Pittsburgh AFC	1	0	0.0	0	0
1974 Pittsburgh AFC	2	19	9.5	19	0
1975 Pittsburgh AFC	1	6	6.0	6	0
1977 Pittsburgh AFC	0	0	0.0	0	0
1978 Pittsburgh AFC	1	0	0.0	0	0
Totals	5	25	5.0	19	0

HAM'S SINGLE GAME CAREER HIGHS

Regular Season

Interceptions—2 (3 times, last time 11-27-78 vs. SF)

Yards Interceptions—32 (10-22-72 vs. NE)

Longest Return—32t (10-22-72 vs. NE)

TDs Interceptions—1 (10-22-72 vs. NE)

Post Season

Interceptions—2 (12-29-74 vs. Oak.)

Yards Interceptions—19 (12-29-74 vs. Oak.)

Longest Return—19 (12-29-74 vs. Oak.)

TDs Interceptions—0



FRANCO HARRIS—Running Back

BIRTHDATE—March 7, 1950

BIRTHPLACE—Fort Dix, New Jersey

HOW ACQUIRED—Draft (1st in '72)

COLLEGE—Penn State

HEIGHT—6-2

WEIGHT—225

NFL EXP.—8

GAMES PLAYED—'72 (14), '73 (12), '74 (12), '75 (14), '76 (14), '77 (14), '78 (16)

PRO: Is one of the greatest RBs in pro football history and can reach two additional significant milestones in 1979 . . . With 7,377 yards is the fifth leading rusher of all-time and needs 1,002 yards to pass Joe Perry

Continued . . .

(8,378) and 1,221 to pass Jim Taylor (8,597) who are fourth and third . . . Moved from ninth to fifth place last season . . . Can also match Jim Brown's all-time record of seven 1,000-yard seasons . . . Is the leading active rusher in the AFC . . . In 1978 had his sixth 1,000-yard season as he gained 1,082 yards to rank third in the AFC on a team record 310 carries . . . Fumbled just four times and lost it only once . . . Became just the third player to gain 7,000 yards rushing in his first seven seasons . . . Jim Brown and O. J. Simpson were the others and he should equal that pair's feat of 8,000 yards in eight seasons in 1979 . . . Pushed career 100-yard game total to 30 with century efforts against Atlanta and Houston . . . This is also third best of all-time behind Brown (58) and Simpson (42) . . . In three postseason games rushed for 224 yards and four TDs to raise his all-time NFL postseason records to 1,274 yards, 324 attempts, and 14 TDs . . . Had 105 yards against Denver for fifth 100-yard postseason game which is another record . . . Now holds Super Bowl records for yards gained rushing, career (308), yards gained rushing, game (158-'75), rushing attempts, career (81) and rushing attempts, game (34-'75) . . . Played in the Pro Bowl for the seventh straight time, the only AFC player to be named every year during that period . . . His career has closely paralleled success of the Steelers . . . Team had never made the playoffs before his arrival in 1972 and has not missed since . . . Was a first round choice in the 1972 draft, the first RB selected and the 13th player overall . . . Became the fifth first year player in history to rush for 1,000 yards as Steelers recorded a 11-3 mark . . . Was fourth in AFC in rushing and led NFL in 100-yard games with seven and rushing average (5.6) . . . Had 75-yard scoring run against Cleveland which is the longest of his career . . . Was on the receiving end of the "Immaculate Reception" to beat Oakland in final five seconds of playoff game . . . Named AFC Rookie of the Year . . . Was bothered by injuries in 1973 and that was the only season he failed to gain 1,000 yards . . . Rebounded in 1974 and was a key figure in Steelers' drive to their first NFL title . . . Ran for 343 yards in three postseason games with back-to-back 100-yard outings against Oakland (111) in AFC Championship game and Minnesota (158) in SB IX, a SB record, and won game's MVP award . . . Had his highest rushing total in 1975 with 1,246 yards and ranked second in NFL and AFC, both career highs . . . In the playoffs against Baltimore set an AFC record with 153 yards rushing . . . In 1976 set an NFL record with 41 rushes (for 143 yards) against Cincinnati . . . Combined with Rocky Bleier to become just the second pair of players from the same team to rush for 1,000 yards each in the same season, matching feat of Miami's Larry Csonka and Mercury Morris in 1972 . . . After rushing for 132 yards in little more than a half against the Colts in an opening round playoff game, suffered a rib injury which forced him to miss the 1976 AFC Championship with Oakland . . . In 1977 had his second highest total of his career with 1,162 yards and finished second in the AFC and fourth in the NFL . . . In addition to NFL postseason and Super Bowl records, has AFC Playoff marks for most yards gained rushing, career (649), most yards gained rushing, game (153), most rushing attempts, career (149), most rushing attempts, game (28), most TDs rushing, career (7), most TDs rushing, game (3) . . . Owns AFC Championship game records for most rushing attempts, career (92) and most rushing attempts, game (29) . . . Is a great big-game player and has been the leading rusher in 11 of the 14 postseason games he has played . . . Has scored two TDs in a regular season game 14 times and three times in the postseason . . . Has scored three TDs twice, both against Buffalo with the most recent being in the 1974 playoffs . . . With 61 TDs rushing is sixth on the all-time list behind Jim Brown (106), Jim Taylor (83), Leroy Kelly (74), Steve Van Buren (69) and Lenny Moore (63) . . . Has carried the ball 20 or more times in 44 different regular season games . . . Holds all Steeler rushing records including yards (7,377), and attempts (1,745) . . . Is the team's 11th leading receiver of all-time with 138 catches and needs 17 to move up to seventh place . . . With 384 points ranks second on the Pittsburgh scoring list and is second among active players in the AFC among non-kickers . . . Is 12th among all active AFC players . . . Has not missed a regular season game in four years and his durability and running style should prolong his career beyond that of most RBs which will give him an opportunity to move up in several major categories . . . Has the rare combination of speed and power with exceptional cutting ability . . . Was elected Dodge-NFL Man of the Year in national voting in 1976 . . . Was named Pittsburgh's Outstanding Sportsman by the Dapper Dan Club in 1977.

COLLEGE: Three year letterman . . . Gained 2,002 yards on 380 rushes for 5.3 average and 24 TDs . . . Had five 100-yard games with single game high being 145 yards . . . Is still fifth leading rusher in school history . . . Scored four TDs vs. Iowa in 1971 . . . Was 2nd team All East

... Played in 1970 Orange Bowl and 1972 Cotton Bowl ... Scored two TDs in Senior Bowl and played in College All Star game ... Hotel and Restaurant Management Major.

PERSONAL: Single ... Lives in Pittsburgh ... Toured military bases in the Far East in 1974 ... Participated in individual Super Star competition in 1974, 1975 and 1978 and team competition in 1975, 1976 and 1979 ... Was a high school All America ... Brother Pete is a DB at Penn State.

HARRIS' PRO RECORD

Regular Season

RUSHING	Att.	Yds.	Avg.	LG	TD
1972 Pittsburgh AFC	188	1055	5.6	75t	10
1973 Pittsburgh AFC	188	698	3.7	35	3
1974 Pittsburgh AFC	208	1006	4.8	54	5
1975 Pittsburgh AFC	262	1246	4.8	36	10
1976 Pittsburgh AFC	289	1128	3.9	30	14
1977 Pittsburgh AFC	300	1162	3.9	61t	11
1978 Pittsburgh AFC	310	1082	3.5	37	8

Pro Totals—7 years 1745 7377 4.2 75t 61
(100-yard games: 1972-7; 1973-2; 1974-4; 1975-6; 1976-6; 1977-3; 1978-2)

RECEIVING	No.	Yds.	Avg.	LG	TD
1972 Pittsburgh AFC	21	180	8.6	29	1
1973 Pittsburgh AFC	10	69	6.9	19	0
1974 Pittsburgh AFC	23	200	8.7	31t	1
1975 Pittsburgh AFC	28	214	7.6	44t	1
1976 Pittsburgh AFC	23	151	6.6	39	0
1977 Pittsburgh AFC	11	62	5.6	15	0
1978 Pittsburgh AFC	22	144	6.5	15	0

Pro Totals—7 years 138 1020 7.4 44t 3

KICKOFF RETURNS	No.	Yds.	Avg.	LG	TD
1972 Pittsburgh AFC	8	183	22.9	32	0
1973 Pittsburgh AFC	1	23	23.0	23	0
1975 Pittsburgh AFC	1	27	27.0	27	0
Pro Totals—7 years	10	233	23.3	32	0

Post Season

RUSHING	Att.	Yds.	Avg.	LG	TD
1972 Pittsburgh AFC	34	140	4.1	14	0
1973 Pittsburgh AFC	10	29	2.9	8	0
1974 Pittsburgh AFC	87	343	3.9	25	6
1975 Pittsburgh AFC	81	314	3.9	25	2
1976 Pittsburgh AFC	18	132	7.3	50	0
1977 Pittsburgh AFC	28	92	3.3	20	1
1978 Pittsburgh AFC	64	224	3.5	22t	4

Totals 322 1274 4.0 50 13
(100-yard games: 1974-2; 1975-1; 1976-1; 1978-1)

RECEIVING	No.	Yds.	Avg.	LG	TD
1972 Pittsburgh AFC	7	99	14.1	60t	1
1974 Pittsburgh AFC	1	5	5.0	5	0
1975 Pittsburgh AFC	6	84	14.0	26	0
1976 Pittsburgh AFC	3	24	8.0	15	0
1977 Pittsburgh AFC	4	20	5.0	12	0
1978 Pittsburgh AFC	1	22	22.0	22	0

Totals 22 254 11.5 60t 1

HARRIS' SINGLE GAME CAREER HIGHS

Regular Season

Yards Rushing—179 (11-20-77 vs. Dal.)
Rushing Attempts—41 (10-17-76 vs. Cin.)
Longest Run—75t (11-19-72 vs. Clev.)
TD Rushing—2 (14 times, last time 12-9-78 vs. Balt.)
Receptions—9 (9-22-74 vs. Den.)
Yards Receiving—84 (9-22-74 vs. Den.)
Longest Reception—44t (11-30-75 vs. NYJ)
TD Receiving—1 (3 times, last time 11-30-75 vs. NYJ)

Post Season

Yards Rushing—158 (1-12-75 vs. Minn.)
Rushing Attempts—34 (1-12-75 vs. Minn.)
Longest Run—50 (12-19-76 vs. Balt.)
TD Rushing—3 (12-22-74 vs. Buf.)
Receptions—5 (twice, last time 1-4-76 vs. Oak.)
Yards Receiving—96 (12-23-74 vs. Oak.)
Longest Reception—60t (12-23-72 vs. Oak.)
TD Receiving—1 (12-23-74 vs. Oak.)

Continued ...

HARRIS VS. OTHER NFL TEAMS

Regular Season

Teams	G.	Att.	Yds.	Avg.	LG	TD	100 Yd. Games	Best Game
Atlanta	2	48	245	5.1	22	1	2	141('74)
Baltimore	3	50	186	3.7	21	5	0	85('77)
Buffalo	3	60	318	5.3	30	5	1	138('72)
Chicago	1	17	41	2.4	9	1	0	41('75)
Cincinnati	13	276	1140	4.1	37	8	4	157('75)
Cleveland	14	234	1150	4.9	75t	10	5	136('72)
Dallas	2	32	195	6.1	61t	2	1	179('77)
Denver	5	119	278	2.3	17	1	0	70('74)
Detroit	0	0	0	0.0	0	0	0	—
Green Bay	1	8	16	2.0	11	0	0	16('75)
Houston	13	230	951	4.1	40	6	4	149('75)
Kansas City	4	82	460	5.6	45	5	3	134('72)
Los Angeles	2	43	176	4.1	16	0	1	126('75)
Miami	2	37	215	5.8	26	2	2	110('76)
Minnesota	2	34	162	4.8	61	1	1	128('72)
New England	3	59	241	4.1	25	3	1	136('74)
New Orleans	2	34	171	5.0	20	0	1	114('74)
N.Y. Giants	1	27	106	3.9	14	2	1	106('76)
N.Y. Jets	4	80	313	3.9	19	2	1	102('73)
Oakland	5	65	243	3.7	25	2	0	77('73)
Philadelphia	1	20	70	3.5	11	1	0	70('74)
St. Louis	1	0	0	0.0	0	0	0	—
San Diego	5	61	173	2.8	19	1	0	78('75)
San Francisco	3	49	215	4.4	18	2	1	100('77)
Seattle	2	41	167	4.1	15	1	1	103('77)
Tampa Bay	1	14	55	3.9	13	0	0	55('76)
Washington	1	25	90	3.6	35	0	0	90('73)
Totals	96	1745	7377	4.2	75t	61	30	Dallas 179('77)

Post Season

Teams	G.	Att.	Yds.	Avg.	LG	TD	100 Yd. Games	Best Game
Baltimore	2	45	285	6.3	50	1	2	153('75)
Buffalo	1	24	74	3.1	13	3	0	74('74)
Dallas	2	47	150	3.2	22t	1	0	82('75)
Denver	2	52	197	3.8	20	3	1	104('78)
Houston	1	20	51	2.5	9	1	0	51('78)
Miami	1	16	76	4.7	10	0	0	76('72)
Minnesota	1	34	158	4.6	25	1	1	158('74)
Oakland	4	84	283	3.3	25	3	1	111('74)
Totals	14	322	1274	4.0	50	13	5	Minn. 158('74)

HARRIS' 100-YARD GAMES

Regular Season

Game	Date	Opponent	Att	Yds.	Avg.	LG	TD
5	10-15-72	Houston(H)	19	115	6.1	15	1
7	10-29-72	Buffalo(A)	15	138	9.2	30	2
8	11-5-72	Cincinnati(H)	15	101	6.7	31	1
9	11-12-72	Kansas City(H)	17	134	7.9	45	1
10	11-19-72	Cleveland(A)	12	136	11.3	75t	1
11	11-26-72	Minnesota(H)	17	128	7.5	61	1
12	12-3-72	Cleveland(H)	20	102	5.1	11	2
6	10-21-73	New York Jets(H)	25	102	4.1	19	1
12	12-3-73	Miami(A)	15	105	7.0	21	1
7	10-28-74	Atlanta(H)	28	141	5.4	22	1
10	11-17-74	Cleveland(A)	23	156	6.8	54	0
11	11-25-74	New Orleans(A)	19	114	6.0	20	0
13	12-8-74	New England(A)	29	136	4.7	25	1
7	11-2-75	Cincinnati(A)	27	157	5.8	26	0
9	11-16-75	Kansas City(H)	17	119	7.0	29	0
10	11-24-75	Houston(A)	21	149	7.0	36	2
12	12-7-75	Cleveland(H)	25	103	4.1	21	2
13	12-13-75	Cincinnati(H)	20	118	5.9	17	2
14	12-20-75	Los Angeles(A)	21	126	6.0	16	0
2	9-19-76	Cleveland(H)	25	118	4.7	30	1
6	10-17-76	Cincinnati(H)	41	143	3.5	13	2
7	10-24-76	New York Giants(A)	27	106	3.9	14	2
9	11-7-76	Kansas City(A)	23	117	5.1	25	2
10	11-14-76	Miami(H)	22	110	5.0	26	1
14	12-11-76	Houston(A)	23	104	4.8	14	1
1	9-19-77	San Francisco(H)	27	100	3.7	14t	2
10	11-20-77	Dallas(H)	29	179	6.1	61t	2
12	12-4-77	Seattle(H)	23	103	4.4	11	0
6	10-8-78	Atlanta(H)	20	104	5.2	13	0
14	12-3-78	Houston(A)	27	102	3.8	31	0

Post Season

12-29-74	Oakland(A)	29	111	3.8	21t	2
1-12-75	Minnesota(A)	34	158	4.7	25	1
12-27-75	Baltimore(H)	27	153	5.7	22	1
12-19-76	Baltimore(A)	18	132	7.3	50	1
12-30-78	Denver(H)	24	105	4.4	18	2



RON JOHNSON—Cornerback

BIRTHDATE—June 8, 1956

BIRTHPLACE—Detroit, Michigan

HOW ACQUIRED—Draft (1st in '78)

COLLEGE—Eastern Michigan

HEIGHT—5-10

WEIGHT—200

NFL EXP.—2

GAMES PLAYED—'78 (16)

PRO: Had an outstanding rookie season in 1978 as he replaced J. T. Thomas at difficult LCB position and followed tradition of Steelers' excellent first round choices since 1969... Was the 22nd player drafted and the fourth DB selected... Was named to every All NFL Rookie team... Did not miss a defensive play all season... Became the first rookie to start for the Steelers since 1974 and the first rookie CB to win a starting job during Chuck Noll's first ten years in Pittsburgh... Was the first rookie CB ever to start for a winning Super Bowl team... In almost every game was the target of opposing passing attacks but consistently thwarted these attempts... Had the speed to compensate for inexperience... Plays man-to-man and zone coverages equally well... Supports the run extremely well and fits perfectly into Pittsburgh's aggressive defensive philosophy... His 42 unassisted tackles were fifth highest on the team... Had four regular season interceptions and added one in the AFC Championship game against Houston... Has the physical ability and potential to develop into an All Pro.

COLLEGE: Was a walk-on... Started four years at S and CB... Tri-captain in senior year... All Mid-American Conference 1st team in final two seasons when he was his team's Most Valuable Defensive Player... AP 3rd team All America in 1977... Played in the Senior Bowl and East-West games and had an interception in the latter... Speech Communications major with a minor in Marketing.

PERSONAL: Single... Lives in Detroit... Attended Eastern Michigan in the off-season.

JOHNSON'S PRO RECORD

Regular Season

INTERCEPTIONS	No.	Yds.	Avg.	LG	TD
1978 Pittsburgh AFC	4	24	6.0	21	0

Post Season

INTERCEPTIONS	No.	Yds.	Avg.	LG	TD
1978 Pittsburgh AFC	1	34	34.0	34	0

JOHNSON'S SINGLE GAME CAREER HIGHS

Regular Season

Interceptions—1 (4 times, last time 12-9-78 vs. Balt.)

Yards Interceptions—21 (10-29-78 vs. KC)

TD Interceptions—0

Post Season

Interceptions—1 (1-7-79 vs. Hou.)

Yards Interceptions—34 (1-7-79 vs. Hou.)

TD Interceptions—0

JON KOLB—Offensive Tackle

BIRTHDATE—August 30, 1947

BIRTHPLACE—Ponca City, Oklahoma

HOW ACQUIRED—Draft (3rd in '69)

COLLEGE—Oklahoma State

HEIGHT—6-2

WEIGHT—262

NFL EXP.—11

GAMES PLAYED—'69 (14), '70 (14), '71 (14), '72 (14), '73 (14), '74 (14), '75 (14), '76 (14), '77 (13), '78 (16)



PRO: Is one of the best but most underrated offensive tackles in pro football... Ranked the best OT in Steeler history... Made significant progress toward greater recognition in the 1978 postseason with stellar performances against Denver's Alzado, Houston's Bethea and Dallas' Martin which should help efforts for All Pro honors and Pro Bowl selection... Again earned token honors by being named to the Pro Football Weekly All AFC 1st team and the UPI 2nd team... Has had similar

Continued...

Continued . . .

recognition since 1974 but it has been marginal . . . Is very versatile and was just as effective when the Steelers went to a passing game last year as he was when their offense was more run-oriented . . . Is quicker and more agile than most OTs which is necessary in Pittsburgh's intricate line blocking assignments . . . Is one of the strongest players in the NFL and can bench press 550 pounds . . . Is also one of the most durable . . . Has missed just one game in ten years, playing in 156 out of 157 regular and postseason games . . . Came into pro football at college position of center and the transition hurt his recognition in his early years as he struggled to master the new position . . . His progress closely paralleled that of the team . . . With Greene and Greenwood is one of three players remaining from Noll's first draft in 1969.

COLLEGE: Was C and LB . . . Twice All Big Eight and consensus 2nd team All America in his senior season . . . Played in Senior and American Bowls and North-South Shrine, Coaches All America and College All Star games . . . Physical Education major.

PERSONAL: Married (Debbie) . . . Has one son (Eric, 8) . . . Lives in McMurray, Pa . . . Has a farm in Ninevah, Pa. which he works himself and a meat packing business in Washington, Pa . . . Is active in church youth work.



MIKE KRUCZEK—Quarterback

BIRTHDATE—March 15, 1953

BIRTHPLACE—Washington, D.C.

HOW ACQUIRED—Draft (2nd in '76)

COLLEGE—Boston College

HEIGHT—6-1

WEIGHT—205

NFL EXP.—4

GAMES PLAYED—'76 (10), '77 (2), '78 (9)

PRO: After a very active rookie season in 1976, has played little the last two years . . . Started six games and played in ten his first year . . . Steelers won all six of his starts that year as they battled back from a 1-4 start to win nine in a row . . . Completed 60% of his passes as a regular and connected on five of six in playoff game against Baltimore . . . In 1977 played briefly in just two games . . . Suffered a separation of the right shoulder in fourth game of the season against Houston and was placed on injured reserve . . . Through a difficult rehabilitation program strengthened his right arm and now has better range than he did earlier in his career . . . Played entire second half of Denver game in 1978 regular season finale but other than that saw token action in eight other games plus two playoff appearances . . . Has yet to throw his first TD pass . . . Is very intelligent and has all the physical equipment to play regularly in the NFL.

COLLEGE: Two year starter who missed 1972 season with a broken left arm . . . Had record of 235 completions out of 337 attempts for 2,590 yards and 12 TDs . . . His 67.8% career mark is the all-time NCAA accuracy record . . . Was unanimous All East in 1975 and won the Harry Agganis Award as the outstanding college player in New England . . . Played in Senior Bowl and College All Star game.

PERSONAL: Married (Anne) . . . Lives in Pittsburgh.

KRUCZEK'S PRO RECORD

Regular Season

PASSING	Att.	Comp.	Pct.	Yds.	LG	TD	Int.	Rtg.
1976 Pittsburgh AFC	85	51	60.0	758	64	0	3	74.7
1977 Pittsburgh AFC	7	2	33.3	19	13	0	0	53.3
1978 Pittsburgh AFC	11	5	45.5	46	21	0	2	57.4
Pro Totals—3 years	103	58	56.3	823	64	0	5	70.2
RUSHING	Att.	Yds.	Avg.	LG	TD			
1976 Pittsburgh AFC	18	106	5.9	22t	2			
1977 Pittsburgh AFC	1	0	0.0	0	0			
1978 Pittsburgh AFC	5	7	1.4	8	0			
Pro Totals—3 years	24	113	4.7	22t	2			

Post Season

Passing	Att.	Comp.	Pct.	Yds.	LG	TD	Int.
1976 Pittsburgh AFC	6	5	83.3	44	15	0	0

KRUCZEK'S SINGLE GAME CAREER HIGHS

Regular Season

Pass Attempts—19 (10-24-76 vs. NYG)

Completions—12 (10-24-76 vs. NYG)

Yards Passing—163 (11-28-76 vs. Cin.)

Highest Percentage—66.7% (11-28-76 vs. Cin.)
Longest Completion—64 (11-14-76 vs. Mia.)
TD Passes—0
Interceptions—2 (12-16-78 vs. Denver)
Times Sacked—3 (10-24-76 vs. NYG)
Rushing Attempts—7 (11-28-76 vs. Cin.)
Yards Rushing—30 (10-10-76 vs. Clev.)
Longest Run—22t (10-10-76 vs. Clev.)

Post Season


Pass Attempts—6 (12-19-75 vs. Balt.)
Completions—5 (12-19-75 vs. Balt.)
Yards Passing—44 (12-19-75 vs. Balt.)
Highest Percentage—83.3% (12-19-75 vs. Balt.)
Longest Completion—15 (12-19-75 vs. Balt.)
Interceptions—0
Times Sacked—0
Rushing Attempts—0
Yards Rushing—0
Longest Run—0

KRUCZEK'S GAME BY GAME PASSING

1976						1978					
Opp.	Att.	Cp.	Yds.	TD	Int.	Opp.	Att.	Cp.	Yds.	TD	Int.
at Oak.	DNP					at Buf.	DNP				
Clev.	0	0	0	0	0	Sea.	DNP				
NE	DNP					at Cin.	1	0	0	0	0
at Minn.	DNP					Clev.	DNP				
at Clev.	5	3	59	0	0	at NYJ	0	0	0	0	0
Cin.*	12	5	58	0	1	Atl.	0	0	0	0	0
at NYG*	19	12	120	0	0	at Clev.	0	0	0	0	0
SD*	6	2	20	0	0	Hou.	0	0	0	0	0
at KC	2	1	20	0	0	KC	2	1	10	0	0
Mia.	6	4	102	0	0	NO	DNP				
Hou.*	13	8	132	0	1	at LA	DNP				
at Cin.*	15	10	163	0	1	Cin.	DNP				
TB*	7	6	84	0	0	at SF	0	0	0	0	0
at Hou.	DNP					at Hou.	DNP				
Totals	85	51	758	0	3	Balt.	3	1	7	0	0
at Balt.**	6	5	44	0	0	at Den.	5	3	29	0	2
at Oak.***	DNP					Totals	11	5	46	0	2

1977					
Opp.	Att.	Cp.	Yds.	TD	Int.
SF	1	0	0	0	0
Oak.	DNP				
at Clev.	DNP				
at Hous.	6	2	19	0	0
Placed on Injured Reserve					
Totals	7	2	19	0	0

*Started
 **AFC Playoff Game
 ***AFC Championship Game



JACK LAMBERT—Linebacker

BIRTHDATE—July 8, 1952
BIRTHPLACE—Mantua, Ohio
HOW ACQUIRED—Draft (2nd in '74)
COLLEGE—Kent State
HEIGHT—6-4
WEIGHT—220
NFL EXP.—6
GAMES PLAYED—'74 (14), '75 (14), '76 (14), '77 (11), '78 (16)

PRO: Is the heart of the Steeler defense and one of the premier players in the league at his position . . . His great play in 1978 was a key in the team's defensive comeback . . . Made the College and Pro Football News All NFL 1st team and the NEA 2nd team and the UPI, Pro Football Weekly and Sporting News All AFC 1st team . . . Has had a phenomenal career since joining the Steelers in 1974 . . . At that time filled the only hole in a defense that was to become one of the greatest in pro football history and since then the team has won three Super Bowls in five seasons . . . Was named NFL Defensive Rookie of the Year in 1974 . . . Made All Pro in 1975 . . . Was NFL Defensive Player of the Year in 1976 and was elected the Steelers' MVP by his teammates . . . Selected to the Pro Bowl after the 1975 season and has made it four straight years now . . . Has led the Steelers in tackles five years in a row . . . In the first Houston game last season had career-highs with 20 total tackles and 15 unassisted . . . Was in double figures in ten games

Continued . . .

Continued . . .

. . . Was in on 12 tackles to lead both teams in SB XIII . . . Had a career-high of four interceptions and in the second Houston game had two which was the second time in his career he had done this . . . Recovered two fumbles to bring career total to 10 in regular season . . . Holds Steeler season record with six fumble recoveries in 1976 and the NFL AFC Championship games mark with three against Oakland in 1975 . . . At 220 is the lightest of the great middle LBs in the NFL and compensates for this with exceptional upper body strength and great range . . . Is very fast and quick . . . Has been hurt just once when he missed three games with a knee injury in 1977 . . . With Jack Ham combines to give the Steelers two of the best LBs in pro football . . . At 27 his best football is in front of him and has the opportunity to rank among the all-time greats.

COLLEGE: Tri-captain in senior year . . . Three year regular . . . Played DE as a sophomore . . . Mid-American Conference Defensive Player of the Year in 1972 . . . All Conference 1st team in final two seasons . . . Was MVP in the 1972 Tangerine Bowl against Tampa . . . Played in the North-South and All America postseason games . . . Management major.

PERSONAL: Single . . . Lives in Pittsburgh . . . Was a QB in high school . . . Toured military bases in the Far East in 1976 and in southern Europe in 1977 . . . Active with Children's Hospital's Ronald McDonald House.

LAMBERT'S PRO RECORD

Regular Season

INTERCEPTIONS	No.	Yds.	Avg.	LG	TD
1974 Pittsburgh AFC	2	19	9.5	13	0
1975 Pittsburgh AFC	2	35	17.5	24	0
1976 Pittsburgh AFC	2	32	16.0	22	0
1977 Pittsburgh AFC	1	5	5.0	5	0
1978 Pittsburgh AFC	4	41	10.3	24	0
Pro Totals—5 years	11	132	12.0	24	0

LAMBERT'S SINGLE GAME CAREER HIGHS

Regular Season

Interceptions—2 (twice, last time, 12-3-78 vs. Hou.)

Yards Interceptions—24 (12-3-78 vs. Hou.)

Longest Return—24(12-3-78 vs. Hou.)

TD Interceptions—0

Post Season

Interceptions—0



RICK MOSER—Running Back

BIRTHDATE—December 18, 1956

BIRTHPLACE—White Plains, N.Y.

HOW ACQUIRED—Draft (8th in '78)

COLLEGE—Rhode Island

HEIGHT—6-0

WEIGHT—210

NFL EXP.—2

GAMES PLAYED—'78 (15)

PRO: Was a pleasant surprise in 1978 . . . Had made the team primarily for his ability to play well on the special teams but became very productive as a backup to Franco Harris, both in a running and blocking capacity . . . Because of these talents is an excellent short-yardage player and was used in that role frequently in his rookie season . . . Led the team in rushing against San Francisco with 63 yards . . . Recovered a fumble on a kickoff in the AFC Championship game against Houston which led to a Steeler TD . . . Has the potential to become a solid pro player . . . He and Steve Furness are the only players in the NFL from Rhode Island.

COLLEGE Four year letterman and three year starter . . . Named to 1st team All Yankee Conference in final two seasons . . . Gained 1,299 yards in career with a high of 691 in his junior year . . . Marketing major . . . Two time NCAA Division II Academic All America.

PERSONAL: Single . . . Lives in Denver where he attended Denver University Graduate School of Business this past off-season.

MOSER'S PRO RECORD

Regular Season

RUSHING	Att.	Yds.	Avg.	LG	TD
1978 Pittsburgh AFC	42	153	3.6	15	0

RECEIVING	No.	Yds.	Avg.	LG	TD
1978 Pittsburgh AFC	1	—1	—1.0	—1	0
Post Season					
Rushing	Att.	Yds.	Avg.	LG	TD
1978 Pittsburgh AFC	5	13	2.6	5	0

MOSER'S SINGLE GAME CAREER HIGHS

Regular Season

Yards Rushing—63 (11-27-78 vs. SF)
Rushing Attempts—15 (11-27-78 vs. SF)
Longest Run—15 (9-10-78 vs. Sea.)
TD Rushing—0
Receptions—1 (12-16-78 vs. Den.)
Yards Receiving—1-1 (12-16-78 vs. Den.)
TD Receiving—0

Post Season

Yards Rushing—7 (1-7-79 vs. Hou.)
Rushing Attempts—3 (1-7-79 vs. Hou.)
Longest Run—5 (1-7-79 vs. Hou.)
TD Rushing—0
Receptions—0



GERRY MULLINS—Guard

BIRTHDATE—August 24, 1949
BIRTHPLACE—Fullerton, California
HOW ACQUIRED—Draft (4th in '71)
COLLEGE—Southern California
HEIGHT—6-3
WEIGHT—244
NFL EXP.—9
GAMES PLAYED—'71 (14), '72 (14), '73 (13), '74 (12), '75 (14), '76 (14), '77 (12), '78 (16)

PRO: Had his best season in 1978 as he played more at one position than at anytime in his previous seven seasons . . . Adapted very well to the transition in the offense and pass protects as well as he blocks for the run . . . Has been a steady performer at a high level since the Steelers became a power and is a product of the great 1971 draft that put the team over the top . . . Became a starter in his second season but played OT and at one time has started at both guard and tackle positions . . . Early in his career was hurt by his versatility as he was considered more valuable as a backup than a starter because he played well everywhere . . . Was part of the Steelers' three-guard system from 1974 through 1977 seasons although he has been played at tackle in emergencies during this period . . . Compensates for lack of weight with exceptional quickness and agility . . . Is a great trap blocker and speed allows him to lead well when he pulls . . . Is a good athlete who was used frequently at his college position of TE earlier in his pro career and scored two TDs in that role . . . First came against Cleveland in 1972 and other against Cincinnati in 1974 . . . Scored two others on fumble recoveries versus Miami in 1972 AFC Championship game and in a regular season game with San Diego in 1975 . . . Is underrated but his presence parallels success of the team and gives the Steelers great flexibility in the offensive line.

COLLEGE: Consensus All West Coast and All PAC-8 and team's Most Valuable Lineman in 1970 . . . Was DE as a sophomore and TE in final two seasons where he was used primarily as a blocker . . . Caught 15 passes in his career . . . Business and Physical Education major.

PERSONAL: Single . . . Lives in Pittsburgh . . . Is a partner with former Steeler Jim Clack in a sporting goods store in Rocky Mount, North Carolina.



RAY OLDHAM—S-CB

BIRTHDATE—February 23, 1951

BIRTHPLACE—Chattanooga, Tennessee

HOW ACQUIRED—Free Agent ('78)

COLLEGE—Middle Tennessee State

HEIGHT—6-0

WEIGHT—190

NFL EXP.—7

GAMES PLAYED—'73 (11), '74 (14), '75 (14), '76 (14), '76 (14), '77 (14), '78 (6)

PRO: Played the last four games of the regular season and the postseason with the Steelers in 1978 and was a valuable player on the kick coverage teams... Was signed as a free agent after Randy Reuterhan was injured in an automobile accident... Had started the season with Baltimore but was cut after two games... In five full years with the Colts was primarily used as a fifth defensive back in passing situations and as a special teams player... Is primarily a safety but can also play cornerback and started there in 10 games in 1974 and four in 1976... Was an eighth round draft choice in 1973.

COLLEGE: Four year starter at S... All Ohio Valley 1st team for three years and had 15 career interceptions... Set school record with 100-yard interception return against Tennessee-Chattanooga in 1973... Business Management major.

PERSONAL: Married (Rhonda)... Lives in Signal Mountain, Tenn... Owns a chemical company... Was a QB in high school... Is a scratch golfer.

OLDHAM'S PRO RECORD Regular Season

INTERCEPTIONS	No.	Yds	Avg.	LG	TD
1973 Baltimore AFC	2	10	5.0	7	0
1974 Baltimore AFC	1	3	3.0	3	0
1975 Baltimore AFC	2	23	11.5	13	0
1976 Baltimore AFC	2	40	20.0	33	0
1977 Baltimore AFC	0	0	0.0	0	0
1978 Pittsburgh AFC	0	0	0.0	0	0
Pro Totals—6 years	7	79	11.3	33	0

OLDHAM'S SINGLE GAME CAREER HIGHS Regular Season

Interceptions—1 (7 times, last time 11-22-76 vs. Mia.)

Yards Interceptions—33 (10-10-76 vs. Mia.)

Longest Return—33 (10-10-76 vs. Mia.)

TD Interceptions—0

Post Season

Interceptions—0

TED PETERSEN—OT-Center

BIRTHDATE—February 7, 1955

BIRTHPLACE—Kankakee, Illinois

HOW ACQUIRED—Draft (4th in '77)

COLLEGE—Eastern Illinois

HEIGHT—6-5

WEIGHT—244

NFL EXP.—3

GAMES PLAYED—'77 (14), '78 (15)



PRO: After coming out of the small college ranks, has had two learning seasons and should be ready to play more in 1979... His contribution in his first two years has been mostly on the special teams... Has the size and speed to produce at either college position of center or tackle... Versatility is a big asset and gives Steeler coaches the flexibility they like.

COLLEGE: Co-captain in senior year... Named to AP 1st team Little All America in 1976... Was school's first to be so honored... Began as a TE and switched to center in junior year... Physical Education major.

PERSONAL: Single... Lives in Bridgeville, Pa.



RAY PINNEY—OT-G

BIRTHDATE—June 29, 1954

BIRTHPLACE—Seattle, Washington

HOW ACQUIRED—Draft (2nd in '76)

COLLEGE—Washington

HEIGHT—6-4

WEIGHT—240

NFL EXP.—4

GAMES PLAYED—'76 (14), '77 (14), '78 (13)

PRO: Produced at a critical juncture of the 1978 season when both Larry Brown and Bennie Cunningham were injured and the offensive line needed help . . . Stepped in for Brown when the latter was hurt in the fifth game and started the last 11 regular season games . . . Moved to guard for Gerry Mullins in the first playoff game against Denver and then went back to OT for the final two . . . Threw the key block on Franco Harris' winning TD run in the Super Bowl . . . Gives the Steelers extra speed and quickness in the line which blends perfectly with their complicated blocking schemes . . . At 25 and with ability to play all offensive line positions should be a fixture for many seasons . . . Gained considerable experience in 1977 as he was used in running situations to relieve Jon Kolb who was bothered with an ankle injury . . . Development in rookie season was slowed by a broken wrist suffered in a preseason game but made significant progress late in the season as he successfully made the transition from college position of center to OT . . . Has been used to handle snaps on punts to capitalize on downfield speed.

COLLEGE: Three year starter at center . . . Captain for two years . . . AP and UPI West Coast and All PAC-8 1st team twice . . . Played in the East-West, Blue-Gray and College All Star games and the Senior Bowl . . . Finance major . . . Honor student.

PERSONAL: Married (Pam) . . . Lives in Seattle.



DONNIE SHELL—Safety

BIRTHDATE—August 26, 1952

BIRTHPLACE—Whitmire, South Carolina

HOW ACQUIRED—Free Agent ('74)

COLLEGE—South Carolina State

HEIGHT—5-11

WEIGHT—190

NFL EXP.—6

GAMES PLAYED—'74 (14), '75 (14), '76 (14), '77 (12), '78 (16)

PRO: Made All Pro in just his second season as a starter in 1978 . . . Named to NEA All NFL 2nd team and UPI All AFC 2nd team and elected to AFC Pro Bowl team for the first time . . . Played the full season as strong safety as the Steelers went to a strong-free safety concept on a full-time basis for the first time which enabled them to maximize the strengths of Shell and Mike Wagner . . . Did a great job on opposing tight ends, a problem area for the Steelers in previous seasons as he has the strength and speed to cover them . . . Supports the run as well as any SS in the NFL . . . Ranked fourth in total tackles with 87, an impressive number for his position . . . Led team in opponents' fumbles recovered with six, surpassing previous career total . . . Had two in the pivotal victory over Houston . . . Had three interceptions, including ones in back-to-back games against the Browns and Jets, and three QB sacks . . . Added an interception, a fumble recovery and a sack in the postseason and led all DBs in tackles in the SB with eight . . . Won a starting job in 1977, beating out Glen Edwards . . . Topped all Steeler DBs in tackles . . . Prior to that was primarily a special teams player and a fifth DB who was used frequently in goal-line and short-yardage situations to take advantage of his strength and tackling ability . . . Was one of the best special teams players in the NFL before gaining a starting position and in 1976 was named the first and only special teams captain in team history . . . Had unique experience of receiving a pass and intercepting one in the same game against San Diego in 1975 . . . Is very durable and has missed just two games in five seasons . . . One of five rookie free agents to make the team in the strike-year of 1974.

COLLEGE: Twice All Mid-Eastern Conference 1st team . . . Pittsburgh Courier and Kodak All America and All NAIA District Six in 1973 . . . Had eight interceptions in senior year . . . Lettered in baseball . . . Physical Education major . . . Has master's degree in Guidance and Counseling.

PERSONAL: Married (Paulette) . . . Has one daughter (April Nicole, 3) . . . Lives in Columbia, S.C. . . . Does youth work with Sports World Ministries.

Continued . . .

SHELL'S PRO RECORD**Regular Season**

INTERCEPTIONS	No.	Yds.	Avg.	LG	TD
1974 Pittsburgh AFC	1	0	0.0	0	0
1975 Pittsburgh AFC	1	29	29.0	29	0
1976 Pittsburgh AFC	1	4	4.0	4	0
1977 Pittsburgh AFC	3	14	4.7	8	0
1978 Pittsburgh AFC	3	21	7.0	20	0
Pro Totals—5 years	9	68	7.6	29	0

Post Season

INTERCEPTIONS	No.	Yds.	Avg.	LG	TD
1978 Pittsburgh AFC	1	5	5.0	5	0

SHELL'S SINGLE GAME CAREER HIGHS**Regular Season**

Interceptions—1 (9 times, last time 11-27-78 vs. SF)

Yards Interceptions—29 (9-21-75 vs. SD)

Longest Return—29 (9-21-75 vs. SD)

Interceptions—0

Post Season

Interceptions—1 (1-7-79 vs. Hou.)

Yards Interceptions—5 (1-7-79 vs. Hou.)

Longest Return—5 (1-7-79 vs. Hou.)

TD Interceptions—0

**JIM SMITH—Wide Receiver**

BIRTHDATE—July 20, 1955

BIRTHPLACE—Harvey, Illinois

HOW ACQUIRED—Draft (3rd in '77)

COLLEGE—Michigan

HEIGHT—6-2

WEIGHT—205

NFL EXP.—2

GAMES PLAYED—'77 (14), '78 (9)

PRO: Had a great training camp and was slated to get a lot of playing time before he fractured his left ankle in August in a passing drill . . . Missed the first four games of the season and played in just nine all year . . . Was used mostly on the special teams and after Randy Reutershan was injured returned punts . . . Saw most of his action at WR in the final two games and caught TD passes in each of these which were the first of his pro career . . . In his rookie year of 1977 was the team's primary kick returners and ranked fifth in kickoffs and 15th in punt returns in the AFC . . . Has returned 45 punts without making a fair catch in regular season play . . . Best game was in his first season when he caught four passes against Cincinnati in the second half while replacing Lynn Swann who was injured.

COLLEGE: Four year letter winner . . . Played first two seasons at split end and final two at wingback . . . Is school's second all-time leader in TD receptions (14) and receiving yardage (1,687) and is third in total receptions (73) . . . Career receiving average of 23.1 is an all-time Michigan high . . . AP and Football News 1st team and UPI and NEA 2nd team All America in 1976 . . . Played in Hula and Japan Bowls . . . Participated in Orange and Rose Bowls in junior and senior years . . . Radio-TV major.

PERSONAL: Single . . . Lives in Pittsfield Twp., Mich.

JIM SMITH'S PRO RECORD**Regular Season**

RECEIVING	No.	Yds.	Avg.	LG	TD
1977 Pittsburgh AFC	4	80	20.0	26	0
1978 Pittsburgh AFC	6	83	13.8	29t	2
Pro Totals—2 years	10	163	16.3	29t	2

PUNT RETURNS	No.	FC	Yds.	Avg.	LG	TD
1977 Pittsburgh AFC	36	0	294	8.2	30	0
1978 Pittsburgh AFC	9	0	65	7.2	13	0

Pro Totals—2 years	45	0	359	8.0	30	0
---------------------------	-----------	----------	------------	------------	-----------	----------

KICKOFF RETURNS	No.	Yds.	Avg.	LG	TD
1977 Pittsburgh AFC	16	381	23.8	37	0

Post Season

PUNT RETURNS	No.	FC	Yds.	LG	TD	
1977 Pittsburgh AFC	4	1	31	7.8	17	0
1978 Pittsburgh AFC	0	1	0	0.0	0	0

Totals	4	2	31	7.8	17	0
---------------	----------	----------	-----------	------------	-----------	----------

KICKOFF RETURNS	No.	Yds.	Avg.	LG	TD
1977 Pittsburgh AFC	4	80	20.0	34	0


JIM SMITH'S SINGLE GAME CAREER HIGHS

Regular Season

Receptions—4 (12-10-77 vs. Cin.)
Yards Receiving—80 (12-10-77 vs. Cin.)
Longest Reception—29 (12-9-78 vs. Balt.)
TD Receptions—1 (twice, last 12-16-78 vs. Den.)
Punt Returns—5 (11-13-77 vs. Clev.)
Yards Punt Returns—56 (10-30-77 vs. Balt.)
Longest Punt Return—30 (10-30-77 vs. Balt.)
TD Punt Returns—0

Post Season

Receptions—0
Punt Returns—4 (12-24-77 vs. Den.)
Yards Punt Returns—31 (12-24-78 vs. Den.)
Longest Punt Return—17 (12-24-78 vs. Den.)
TD Punt Returns—0



JOHN STALLWORTH— Wide Receiver

BIRTHDATE—July 15, 1952
BIRTHPLACE—Tuscaloosa, Alabama
HOW ACQUIRED—Draft (4th in '74)
COLLEGE—Alabama A & M
HEIGHT—6-2
WEIGHT—183
NFL EXP.—6
GAMES PLAYED—'74 (13), '75 (11), '76 (8), '77 (14), '78 (16)

PRO: Moved into the ranks of the league's top wide receivers in 1978 with his second straight great season . . . Caught 41 passes which was 18th in the AFC but his average of 19.5 yards and nine TD receptions were both fourth best in the conference . . . These totals made him one of the NFL's most productive receivers last season . . . Matched his single game high with six catches against Atlanta which was the fourth time he had done it . . . For the second year in a row started and played in every game and caught at least one pass in each to run streak to 27 consecutive regular season games in which he has caught a pass . . . Brings another streak into the 1979 season of catching a TD pass in seven consecutive games which includes the three postseason games last season . . . Led all NFL players in postseason receptions last year with 14 for 288 yards . . . Also topped in TD catches with four . . . Had sensational games against Denver and Dallas . . . In the first set an AFC Playoff record of 10 receptions which were good for 156 yards, both of which are career highs . . . In SB XIII caught three passes for 115 yards and two TDs, all in the first half as leg cramps sidelined him in the second half . . . Tied SB game records for TD receptions (2) and longest reception, a 75-yarder on which he ran the last 65 yards outracing the entire Dallas secondary . . . His first great season was in 1977 when he took over starting role from Frank Lewis on a full-time basis . . . Set a career high with 44 receptions . . . Prior to that season had periods of brilliance but injuries, mostly hamstring, cut his playing time . . . Made a major contribution in the first two SB seasons . . . In 1975 started nine games and averaged 21.2 yards per catch to tie Cincinnati's Isaac Curtis for the highest mark in the NFL . . . In the AFC Championship game that year against Oakland caught a pass for the winning score and threw a great block to spring Franco Harris for the first TD . . . His career average of 18.3 yards is the highest of an active AFC player . . . With 130 career receptions is 14th on the Steelers' all-time list but a third straight 40-catch season will move him into sixth place . . . Has put two injury-free seasons back-to-back and achieved the performance and consistency to earn All Pro consideration . . . Because of great acceleration and speed is one of the league's great threats to break a long play . . . Has tremendous leaping ability . . . Combines with Swann to give the Steelers one of the most effective WR tandems in pro football and their ability is a key to the potent Pittsburgh passing attack.

COLLEGE: All Southern Intercollegiate Athletic Conference twice . . . Pittsburgh Courier All America in 1973 . . . Caught 48 passes for a 19.3 average and 7 TDs his senior season . . . Played in Senior Bowl . . . Business Management major.

Continued . . .

Continued . . .

PERSONAL: Married (Flo) . . . Has one son (John, Jr., 4) and one daughter (Natasha, born 4-3-79) . . . Lives in Huntsville, Alabama . . . Is a Real Estate executive there . . . Participated in team Super Star competition.

STALLWORTH'S PRO RECORD

Regular Season

RECEIVING	No.	Yds.	Avg.	LG	TD
1974 Pittsburgh AFC	16	269	16.8	56	1
1975 Pittsburgh AFC	20	423	21.2	59	4
1976 Pittsburgh AFC	9	111	12.3	25	2
1977 Pittsburgh AFC	44	784	17.8	49t	7
1978 Pittsburgh AFC	41	798	19.5	70	9

Pro Totals—5 years 130 2,385 18.3 70 23

RUSHING	Att.	Yds.	Avg.	LG	TD
1974 Pittsburgh AFC	1	—9	—9.0	9	0
1976 Pittsburgh AFC	0	47	—	47	0
1977 Pittsburgh AFC	6	47	7.8	15	0

Pro Totals—5 years 7 85 12.1 47 0

Post Season

RECEIVING	No.	Yds.	Avg.	LG	TD
1974 Pittsburgh AFC	5	40	8.0	22	0
1975 Pittsburgh AFC	4	38	9.5	20t	1
1976 Pittsburgh AFC	2	26	13.0	18	0
1977 Pittsburgh AFC	4	80	20.0	48	0
1978 Pittsburgh AFC	14	288	20.6	75t	4

Totals 29 472 16.3 75t 5

STALLWORTH'S SINGLE GAME CAREER HIGHS

Regular Season

Receptions—6 (4 times, last time 10-8-78 vs. Atl.)

Yards Receiving—126 (11-13-77 vs. Clev.)

Longest Reception—70 (10-8-78 vs. Atl.)

TD Receptions—2 (11-13-77 vs. Clev.)

Post Season

Receptions—10 (12-30-78 vs. Den.)

Yards Receiving—156 (12-30-78 vs. Den.)

Longest Reception—75t (1-21-79 vs. Dal.)

TD Receptions—2 (1-21-79 vs. Dal.)

STALLWORTH VS. OTHER NFL TEAMS

Regular Season

Best Game

Teams	G.	Rec.	Yds.	Avg.	LG	TD	Rec.	Yds.
Atlanta	2	7	128	18.3	70	1	6 ('78)	114 ('78)
Baltimore	3	4	63	15.8	31t	1	2 ('74)	31 ('78)
Buffalo	2	6	189	31.5	59	1	3 (twice)	103 ('75)
Chicago	0	0	0	0.0	0	0	—	—
Cincinnati	8	21	319	15.2	56	1	6 ('74)	105 ('74)
Cleveland	8	17	376	22.1	53	6	6 ('77)	126 ('77)
Dallas	1	4	46	11.5	28t	1	4 ('77)	46 ('77)
Denver	4	14	234	16.7	48	2	4 (twice)	79 ('78)
Detroit	0	0	0	0.0	0	0	—	—
Green Bay	0	0	0	0.0	0	0	—	—
Houston	10	15	315	21.0	49t	3	4 (twice)	92 ('77)
Kansas City	3	5	69	13.8	25	2	2 (twice)	25 ('74)
Los Angeles	2	2	44	22.0	36	0	2 ('78)	44 ('78)
Miami	0	0	0	0.0	0	0	—	—
Minnesota	0	0	0	0.0	0	0	—	—
New England	1	0	0	0.0	0	0	—	—
New Orleans	2	3	33	11.0	29	0	3 ('78)	33 ('78)
N.Y. Giants	1	0	0	0.0	0	0	—	—
N.Y. Jets	3	6	94	15.7	37t	2	4 ('78)	51 ('78)
Oakland	3	10	200	20.0	40	0	6 ('76)	94 ('76)
Philadelphia	1	0	0	0.0	0	0	—	—
St. Louis	0	0	0	0.0	0	0	—	—
San Diego	3	6	128	21.3	46	1	3 (twice)	46 ('77)
San Francisco	2	5	68	13.6	15t	2	3 ('77)	42 ('77)
Seattle	2	5	79	15.8	26	0	3 ('77)	41 ('77)
Tampa Bay	1	0	0	0.0	0	0	—	—
Washington	0	0	0	0.0	0	0	—	—

Totals 62 130 2,385 18.3 70 23 6 (4 times) 126 ('77)

Post Season

Baltimore	2	1	8	8.0	8	0	1 ('76)	8 ('76)
Buffalo	1	0	0	0.0	0	0	—	—
Dallas	2	5	123	24.6	75t	2	3 ('78)	115 ('78)
Denver	2	14	236	16.9	48	1	10 ('78)	156 ('78)
Houston	1	1	17	17.0	17t	1	1 ('78)	17 ('78)
Minnesota	1	3	24	8.0	22	0	3 ('74)	24 ('74)
Oakland	3	5	64	12.8	20t	1	2 (twice)	30 ('75)

Totals 12 29 472 16.3 75t 5 10 ('78) 156 ('78)



CLIFF STOUDT—Quarterback

BIRTHDATE—March 27, 1955
BIRTHPLACE—Oberlin, Ohio
HOW ACQUIRED—Draft (5th in '77)
COLLEGE—Youngstown State
HEIGHT—6-4
WEIGHT—218
NFL EXP.—3
GAMES PLAYED—'77 (0), '78 (0)

PRO: Has yet to play in a regular season game... Was active for nine in 1977 and 16 in 1978... Had a very impressive preseason last summer... Played in three games and completed 21 of 35 passes (60%) for one TD... Is a good athlete and has the arm and speed to make it in the NFL.

COLLEGE: Succeeded Ron Jaworski and broke the Philadelphia QB's total offense record... Career marks were 303 completions in 637 attempts (47.6%) for 4,387 yards and 16 TDs... Rushed for 1,072 yards on 434 carries for 25 TDs... Was team captain and MVP in senior year... Won MVP award in Ohio Shrine Bowl... Health and Physical Education major.

PERSONAL: Married (Linda)... Lives in Pittsburgh... Was a great high school athlete who was one of the best scholastic golfers in Ohio and lettered four years in basketball.



LYNN SWANN—Wide Receiver

BIRTHDATE—March 7, 1952
BIRTHPLACE—Alcoa, Tennessee
HOW ACQUIRED—Draft (1st in '74)
COLLEGE—Southern California
HEIGHT—6-0
WEIGHT—180
NFL EXP.—6
GAMES PLAYED—'74 (12), '75 (14), '76 (12), '77 (14), '78 (16)

PRO: Is one of the premier WRs in pro football and his ability to consistently deliver in the clutch elevates him above the other great ones... Was only WR to make every major All Pro team in 1978... Selected to All NFL 1st team by AP, NEA, Pro Football Writers, Pro Football Weekly and College and Pro Football News and All AFC 1st team by UPI and Sporting News... Elected to the AFC Pro Bowl team for the third time in four years... Continued yearly improvement in 1978 and had his best season with career highs of 61 receptions and 880 yards, both of which were the most by a Steeler since 1969... Finished third in the AFC after leading conference for most of the season... Was only the fourth time a Pittsburgh player had 60 or more catches and his total is the third highest in team history... Jumped from 11th to a tie for fourth on all-time receiving list with Roy Jefferson with 199 receptions and will pass Buddy Dial (229) and Ray Mathews (230) this season, leaving only all-time leader Elbie Nickel (329) ahead of him... Made eight catches for 134 yards vs. SF, both of which are career highs... Last season matched his career high of 11 TD receptions to bring career total to 34 which ties him with Mathews for the third most ever by a Steeler and could reach the top spot this season with nine which would enable him to pass Nickel (39) and Dial (42)... Ranks ninth among active AFC players in TD catches... Had three 2-TD and two 100-yard games to bring career totals to seven and six respectively... Had his best postseason ever with 13 catches for 274 yards and a great 21.1 average while scoring three TDs... Had second outstanding Super Bowl with seven catches for 124 yards and the winning TD... Now holds SB records for yards receiving, career (285), yards receiving, game (161), punt return average, game (11.3) and shares mark of TDs receiving, career (2)... Is third in receptions, career (11)

... Was a number one draft choice and the first WR selected in 1974... Was used primarily as a punt returner where he excelled in first season... Had a 14.1 average which was the third best in the AFC and fourth highest in Steeler history... His 41 returns and 577 yards that year are team records... Had a 64-yard TD return against New Orleans which is the last time a Steeler scored a TD on a punt return... Primarily because of rookie performance in this category is fourth on Steeler all-time list for punt returns (60), return yardage (740) and average (12.3)... Scored the winning TD on a pass reception in the 1974

AFC title game against Oakland . . . Set a SB single game record with 34 yards on three punt returns . . . Replaced Ron Shanklin and became a regular in 1975 . . . Caught 49 passes to rank sixth in the AFC . . . His 11 TD receptions tied for NFL lead . . . Was a near-unanimous All AFC 1st team selection and a consensus All NFL choice . . . Named to the Pro Bowl for the first time . . . Surpassed regular season performance with an outstanding postseason . . . Sensational SB against Dallas earned him game's MVP award as he caught four passes for a game record 161 yards, including a 64-yard reception in the fourth quarter for the Steelers' final and winning score . . . After a slow start because of injuries in 1976, still managed to lead team in receptions and was one of the sparks in a great comeback . . . Returned to All Pro form in 1977 with 50 receptions, the most by a Steeler since 1969, and ranked sixth in the AFC . . . Made Pro Bowl team and was selected to several All NFL and All AFC squads . . . In spite of slight stature is very strong and an excellent blocker . . . One of the fiercest competitors in professional sports . . . Has great timing and jumping ability . . . Is a complete player.

COLLEGE: Three year starter . . . 1st team All America AP, UPI, Football Writers, Time and Kodak in 1973 . . . Also selected to "Blocking" All America team . . . Holds all-time school record with 95 receptions and his 1,562 yards is second best career mark . . . Led PAC-8 in receiving in 1973 with 42 catches . . . Caught six passes in the 1973 Rose Bowl and five more the next year . . . Is USC's third leading all-time punt returner . . . Lettered as a long jumper in sophomore year . . . Public Relations major.

PERSONAL: Married (Bernadette) . . . Lives in Marina del Rey, Calif . . . Has occupied his off-seasons in preparing for a broadcasting career and has had several national TV appearances . . . Was a high school All America in San Mateo, Calif . . . Has participated in several Super Star team and individual competitions.

SWANN'S PRO RECORD

Regular Season

RECEIVING	No.	Yds.	Avg.	LG	TD
1974 Pittsburgh AFC	11	208	18.9	54t	2
1975 Pittsburgh AFC	49	781	15.9	43t	11
1976 Pittsburgh AFC	28	516	18.4	47	3
1977 Pittsburgh AFC	50	789	15.8	47	7
1978 Pittsburgh AFC	61	880	14.4	62	11

Pro Totals—5 years 199 3174 15.9 62 34

PUNT RETURNS	No.	FC	Yds.	Avg.	LG	TD
1974 Pittsburgh AFC	41	3	577	14.1	69	1
1975 Pittsburgh AFC	7	1	64	9.1	21	0
1976 Pittsburgh AFC	3	0	11	3.8	7	0
1977 Pittsburgh AFC	9	0	88	9.8	31	0

Pro Totals—5 years 60 4 740 12.3 69 1

KICKOFF RETURNS	No.	Yds.	Avg.	LG	TD
1974 Pittsburgh AFC	2	11	5.5	11	0

RUSHING	Att.	Yds.	Avg.	LG	TD
1974 Pittsburgh AFC	1	14	14.0	14	0
1975 Pittsburgh AFC	3	13	4.3	11	0
1976 Pittsburgh AFC	1	2	2.0	2	0
1977 Pittsburgh AFC	2	6	3.0	14	0
1978 Pittsburgh AFC	1	7	7.0	7	0

Pro Totals—5 years 8 42 5.3 14 0

Post Season

RECEIVING	No.	Yds.	Avg.	LG	TD
1974 Pittsburgh AFC	5	77	15.4	35	1
1975 Pittsburgh AFC	8	221	27.6	64t	1
1976 Pittsburgh AFC	8	135	16.9	30	2
1977 Pittsburgh AFC	1	6	6.0	6	0
1978 Pittsburgh AFC	13	274	21.1	38t	3

Totals 35 713 20.4 64t 7

PUNT RETURNS	No.	FC	Yds.	Avg.	LG	TD
1974 Pittsburgh AFC	8	0	76	9.5	17	0
1976 Pittsburgh AFC	4	0	16	4.0	8	0

Totals 12 0 92 7.8 17 0

RUSHING	Atts.	Tds.	Avg.	LG	TD
1974 Pittsburgh AFC	3	17	5.7	25	0

SWANN'S SINGLE GAME CAREER HIGHS

Regular Season

Receptions—8 (11-27-78) vs. SF)

Yards Receiving—134 (11-27-78 vs. SF)

Longest Reception—62 (12-9-78 vs. Balt.)

TD Receptions—2 (7 times, last time 11-27-78 vs. SF)

Post Season

Receptions—7 (1-21-79 vs. Dal.)

Yards Receiving—161 (1-18-76 vs. Dal.)

Longest Reception—64t (1-18-76 vs. Dal.)

TD Receptions—2 (12-19-76 vs. Balt.)

SWANN VS. OTHER NFL TEAMS

Regular Season

TEAMS	G.	Rec.	Yds.	Avg.	LG	TD	Best Game	
							Rec.	Yds.
Atlanta	2	3	64	21.3	37	0	3('78)	64('78)
Baltimore	3	9	267	29.7	62	2	4('77)	87('78)
Buffalo	2	6	62	10.3	28	0	3(twice)	51('75)
Chicago	1	4	62	15.5	20	0	4('75)	62('75)
Cincinnati	10	29	485	16.7	41	4	6('75)	116('75)
Cleveland	8	36	626	17.4	45	7	7('77)	129('77)
Dallas	1	1	9	9.0	9t	1	1('77)	9('77)
Denver	4	8	104	13.0	43t	2	3('77)	52('75)
Detroit	0	0	0	0.0	0	0	—	—
Green Bay	1	3	25	8.3	14	0	3('75)	25('75)
Houston	10	24	359	15.0	46	5	6('77)	102('77)
Kansas City	3	10	165	16.5	42t	1	5('78)	80('78)
Los Angeles	2	4	29	7.3	14t	1	3('78)	25('78)
Miami	1	1	20	20.0	20	0	1('76)	20('76)
Minnesota	1	2	29	14.5	17	0	2('76)	29('76)
New England	2	5	104	20.8	47	1	4('76)	97('76)
New Orleans	2	4	46	11.5	22	1	3('78)	40('78)
N.Y. Giants	1	1	4	4.0	4	0	1('76)	4('76)
N.Y. Jets	3	13	172	13.2	29	3	7('78)	100('78)
Oakland	3	6	93	15.5	31	0	3('77)	53('77)
Philadelphia	0	0	0	0.0	0	0	—	—
St. Louis	0	0	0	0.0	0	0	—	—
San Diego	3	3	28	9.3	16	0	3('75)	28('75)
San Francisco	2	12	197	16.4	25t	2	8('78)	134('78)
Seattle	2	10	132	13.2	22t	2	6('78)	67('77)
Tampa Bay	1	5	92	18.4	35t	2	5('76)	92('76)
Washington	0	0	0	0.0	0	0	—	—
Totals	68	199	3,174	15.9	62	34	8('78)	134('78)

Post Season

Baltimore	2	7	92	13.1	29t	2	5('76)	77('76)
Buffalo	1	3	60	20.0	35	0	3('74)	60('74)
Dallas	2	11	285	25.9	64t	2	7('78)	161('75)
Denver	2	3	58	19.3	38t	1	2('78)	52('78)
Houston	1	4	98	24.5	34	1	4('78)	98('78)
Minnesota	1	0	0	0.0	0	0	—	—
Oakland	3	7	120	17.1	30	1	3('76)	58('76)
Totals	12	35	713	20.3	64t	7	7('78)	161('75)



J. T. THOMAS—Cornerback

BIRTHDATE—April 22, 1951

BIRTHPLACE—Macon, Georgia

HOW ACQUIRED—Draft (1st in '73)

COLLEGE—Florida State

HEIGHT—6-2

WEIGHT—196

NFL EXP.—6

GAMES PLAYED—'73 (14), '74 (14), '75 (14), '76 (14), '77 (14), '78 (0)

PRO: Missed the entire 1978 season with a blood disorder and will have to win regular job back from Ron Johnson . . . Had been a starter since 1974, his second season, and led team in interceptions that year with a career-high of five . . . Played a major role in the Steelers' winning back-to-back Super Bowls in 1974-75 . . . Was a standout in the 1977 Pro Bowl . . . An off-season nose operation which prevented him from preparing for training camp and his blood condition were responsible for him having a sub-par season in 1977 . . . Had never missed a game in his first five seasons . . . Is a very physical player who supports the run as well as any CB in the NFL . . . For most of his career has been overshadowed by his more famous teammates but has been as consistent as any of them . . . Has tremendous big-play

Continued . . .

Continued...

ability ... Had key interceptions in two of the biggest games in Steeler history ... His one against Oakland clinched the 1974 AFC Championship game and had another in SB X against Dallas ... Has scored two TDs, both on laterals after fumble recoveries vs. Cleveland in 1974 and Cincinnati in 1975 ... Was the 24th player selected in the 1973 draft.

COLLEGE: Played CB his first two years and was moved to strong safety as a senior to take advantage of his tackling ability ... Selected to NEA, Time and Pro Football Weekly All America teams ... Played in the Senior Bowl and East-West and College All Star games ... Lettered in track as a long jumper ... Real Estate and Insurance major.

PERSONAL: Married (Deborah) ... Has one daughter (Kimberly Nicole) and one son (James T., born 3-22-79) ... Lives in Pittsburgh ... Is an insurance agent with Lincoln National Life Insurance Co ... Teaches Sunday School and is active in youth work.

THOMAS' PRO RECORD

Regular Season

INTERCEPTIONS	No.	Yds.	Avg.	LG	TD
1973 Pittsburgh AFC	1	10	10.0	10	0
1974 Pittsburgh AFC	5	22	4.4	14	0
1975 Pittsburgh AFC	3	44	14.7	33	0
1976 Pittsburgh AFC	2	43	21.5	38	0
1977 Pittsburgh AFC	2	10	5.0	12	0
Pro Totals—5 years	13	129	9.9	38	0

Post Season

INTERCEPTIONS	No.	Yds.	Avg.	LG	TD
1974 Pittsburgh AFC	1	37	37.0	37	0
1975 Pittsburgh AFC	1	35	35.0	35	0
Totals	2	72	36.0	37	0

THOMAS' SINGLE GAME CAREER HIGHS

Regular Season

Interceptions—2 (11-17-74 vs. Clev.)
Yards Interceptions—38 (11-7-76 vs. KC)
Longest Interception Return—38 (11-7-76 vs. KC)
TD Interceptions—0

Post Season

Interceptions—1 (twice, last time 1-18-76 vs. Dal.)
Yards Interceptions—37 (12-29-74 vs. Oak.)
Longest Interception Return—37 (12-29-74 vs. Oak.)
TD Interceptions—0



SIDNEY THORNTON—Running Back

BIRTHDATE—September 2, 1954
BIRTHPLACE—New Orleans, Louisiana
HOW ACQUIRED—Draft (2nd in '77)
COLLEGE—Northwestern Louisiana
HEIGHT—5-11
WEIGHT—230
NFL EXP.—3
GAMES PLAYED—'77 (13), '78 (16)

PRO: Is being groomed to eventually take over for Rocky Bleier and should get more playing time in 1979 ... Has the physical equipment and potential to become an outstanding runner and blocker ... Has good acceleration and is hard to knock off his feet when he gets into the secondary ... Played more in 1978 especially in short-yardage and goal-line situations ... Has the ability to develop into a good pass receiver ... Had a career-high of 45 yards rushing in the first Cincinnati game last season ... His 27-yard run against Denver was the second longest by a Steeler all season and was a classic display of his running style in which he broke several tackles ... Is effective as a short man on kickoff returns and had a 37-yarder in the second Bengal game.

COLLEGE: Four year starter at FB ... Holds school career rushing records with 2,662 yards and 573 attempts ... Had nine 100-yard games and scored 25 TDs ... Top season was senior year when he gained 901 yards, including 192 against Northeast Louisiana ... Named to the AP All South Independent 1st team in 1976 ... Won the Offensive MVP award in the Blue-Gray game with a record 151 yards rushing and two TDs ... Physical Education major.

PERSONAL: Single ... Lives in Baton Rouge, La ... Works as an assistant coach in spring practice at his alma mater.

THORNTON'S PRO RECORD

Regular Season

RUSHING	No.	Yds.	Avg.	LG	TD
1977 Pittsburgh AFC	27	103	3.9	18	2
1978 Pittsburgh AFC	71	264	3.7	27	2
Pro Totals—2 years	98	367	3.7	27	4
RECEIVING	No.	Yds.	Avg.	LG	TD
1977 Pittsburgh AFC	1	5	5.0	5	0
1978 Pittsburgh AFC	5	66	13.2	24	1
Pro Totals	6	71	11.8	24	1

Post Season

RUSHING	No.	Yds.	Avg.	LG	TD
1978 Pittsburgh AFC	5	26	5.2	14	0

THORNTON'S SINGLE GAME CAREER HIGHS

Regular Season

Yards Rushing—45 (9-17-78 vs. Cin.)
Rushing Attempts—15 (9-17-78 vs. Cin.)
Longest Run—27 (12-16-78 vs. Den.)
TD Rushing—1 (4 times, last time 10-1-78 vs. NYJ)
Receptions—1 (6 times, last time 12-16-78 vs. Den.)
Yards Receiving—24 (12-9-78 vs. Balt.)
Longest Reception—24 (12-9-78 vs. Balt.)
TD Receiving—1 (9-10-78 vs. Sea.)

Post Season

Yards Rushing—22 (1-7-79 vs. Hous Hou.)
Rushing Attempts—3 (1-7-79 vs. Hou.)
Longest Run—14 (1-7-79 vs. Hou.)
TD Rushing—0
Receptions—0



LOREN TOEWS—Linebacker

BIRTHDATE—November 3, 1951
BIRTHPLACE—Dinuba, California
HOW ACQUIRED—Draft (8th in '73)
COLLEGE—California
HEIGHT—6-3
WEIGHT—222
NFL EXP.—7
GAMES PLAYED—'73 (14), '74 (14), '75 (14), '76 (14), '77 (14), '78 (11)

PRO: In spite of missing five games had the best season of his career in his second year as a regular ... In 1978 started ten games and was fifth on the team in total tackles ... Is heavier, stronger and more aggressive than he was earlier in his career which has led to his improvement in playing the run ... Has good speed and has always excelled at pass coverage ... When not starting is frequently used in passing situations to capitalize on this strength ... Blitzes well and uses good judgment and timing in this role ... Was second on the team in QB sacks in 1978 with 4½ which is a career high ... Took over starting role in 1977 and although he played in every game was bothered by a training camp knee injury all season but still ranked third in tackles ... Last year was hampered by a lingering ankle injury which sidelined him three different times ... Was one of two 1973 draft choices to make the team and spent four years waiting for All Pro Andy Russell to retire ... During this period was a fine special teams player and performed well as a reserve on both sides and a fourth LB on passing downs ... Is a solid, versatile performer and is still young (27) even though he is in his seventh season.

COLLEGE: Two year starter ... Was a RB as a sophomore ... Lettered three years in Rugby ... Was a National Football Foundation Scholar-Athlete Award winner ... Biological Sciences major.

PERSONAL: Married (Valerie) ... Has one son (Aaron Josef, 3) ... Is attending University of Pittsburgh for master's degree in Business Administration ... Active in Fellowship of Christian Athletes ... Brother Jeff was a 2nd round draft choice of the Miami Dolphins this year.

TOEWS' PRO RECORD

Regular Season

INTERCEPTIONS	No.	Yds.	Avg.	LG	TD
1973 Pittsburgh AFC	2	13	6.5	8	0
1978 Pittsburgh AFC	1	12	12.0	12	0
Pro Totals—6 years	3	25	8.3	12	0

INTERCEPTIONS	Post Season				
	No.	Yds.	Avg.	LG	TD
1978 Pittsburgh AFC	1	35	35.0	35	0

TOEWS' SINGLE GAME CAREER HIGHS**Regular Season**

Interceptions—2 (12-9-73 vs. Hou.)
Yards Interceptions—12 (10-8-78 vs. Atl.)
Longest Return—12 (10-8-78 vs. Atl.)
TD Interceptions—0

Post Season

Interceptions—1 (1-7-79 vs. Hou.)
Yards Interceptions—35 (1-7-79 vs. Hou.)
Longest Return—35 (1-7-79 vs. Hou.)
TD Interceptions—0

**MIKE WAGNER—Safety**

BIRTHDATE—June 22, 1949
BIRTHPLACE—Waukegan, Illinois
HOW ACQUIRED—Draft (11th in '71)
COLLEGE—Western Illinois
HEIGHT—6-1½
WEIGHT—200
NFL EXP.—8
GAMES PLAYED—'71 (12), '72 (14), '73 (14), '74 (13), '75 (12), '76 (14), '77 (3), '78 (14)

PRO: Made a remarkable comeback from a neck injury in 1977 and had one of his best seasons in 1978 . . . Was a major figure in the Steelers winning a record third Super Bowl as he played the entire season at his natural position of free safety for the first time in his career which enabled him to capitalize on his excellent ability to play the ball and his innate sense of reading plays . . . In spite of missing two games was second on the team in tackles which is an outstanding accomplishment for a player at his position and a testimony to his versatility . . . Had a career high of 103 tackles . . . In four different games was the team leader in tackles and in each of them was in double figures . . . Did not play in the final two regular season games to rest a bruised knee suffered against Houston . . . Named to UPI All AFC 2nd team . . . Raised career interception total to 26 . . . Fifteen of them have been against division foes Cincinnati (7), Cleveland (5) and Houston (3) . . . Is tied with Jack Ham for third most ever by a Steeler . . . Ranks 12th among active players in the AFC . . . Is fourth all-time Steeler leader in interception yardage with 433 . . . Suffered a cracked vertebra against Cleveland in the third game of 1977 and did not play the final 11 games . . . His loss caused a multitude of problems in the secondary and was a big factor in the team's dropoff defensively . . . The injury interrupted a consistently high level of play which had earned him two straight Pro Bowl appearances and probably cost him similar recognition in 1978 . . . Had an interception in the 1977 game . . . Received the most honors of his career in 1976 when he was named to the UPI, Pro Football Weekly and Sporting News All AFC 1st team and the AP All NFL 2nd team . . . In 1973 tied with Miami's Dick Anderson for the NFL interception title with eight, three of which came in one game against Cincinnati . . . Is one of six Steelers to ever lead the league in interceptions . . . Also scored only TD of his pro career that season when he recovered a blocked punt in the end zone against Houston . . . Earned All Pro recognition for the first time in 1973 . . . Has been an outstanding postseason player and his five interceptions ties him with Ham for club's all-time postseason lead . . . In 1975 had two steals in the AFC Championship game with Oakland and another one in SB X against Dallas . . . Also had an interception in SB IX vs. Minnesota . . . Has been a starter since the first game of his rookie season and one of the unsung heroes in the Steelers' tremendous success during the seventies . . . Is one of the most intelligent players in the NFL and quarterbacks the defense . . . Has the savvy and desire to play well for many years.

COLLEGE: All Illinois, All NAIA District 20 and Illinois Interstate Intercollegiate Athletic Conference in final two seasons . . . Co-captain senior year . . . Holds school records for interceptions in a season (9) and career (15) and yards interceptions returned for a season (166) and career (243) . . . Lettered in track and wrestling . . . Accounting major.

PERSONAL: Married (Cathy) . . . Has one daughter, Heather (9) . . . Maintains residences in Pittsburgh and Dillon, Colorado . . . Is an excellent skier.

WAGNER'S PRO RECORD

Regular Season

INTERCEPTIONS	No.	Yds.	Avg.	LG	TD
1971 Pittsburgh AFC	2	53	26.5	29	0
1972 Pittsburgh AFC	6	77	12.8	35	0
1973 Pittsburgh AFC	8	134	16.8	38	0
1974 Pittsburgh AFC	2	13	6.5	9	0
1975 Pittsburgh AFC	4	122	30.5	65	0
1976 Pittsburgh AFC	2	0	0.0	0	0
1977 Pittsburgh AFC	0	0	0.0	0	0
1978 Pittsburgh AFC	2	34	17.0	20	0

Pro Totals—8 years **26** **433** **16.7** **65** **0**

PUNT RETURNS	No.	FC	Yds.	Avg.	LG	TD
1971 Pittsburgh AFC	2	3	0	0.0	0	0

Post Season

INTERCEPTIONS	No.	Yds.	Avg.	LG	TD
1974 Pittsburgh AFC	1	26	26.0	26	0
1975 Pittsburgh AFC	3	53	17.7	20	0
1976 Pittsburgh AFC	1	12	12.0	12	0

Totals **5** **91** **18.2** **26** **0**

WAGNER'S SINGLE GAME CAREER HIGHS

Regular Season

Interceptions—3 (10-28-73 vs. Cin.)
Yards Interceptions—83 (11-2-75 vs. Cin.)
Longest Return—65 (11-28-75 vs. Cin.)
TD Interceptions—0

Post Season

Interceptions—2 (1-4-76 vs. Oak.)
Yards Interceptions—34 (1-4-76 vs. Oak.)
Longest Return—26 (1-12-75 vs. Minn.)
TD Interceptions—0

MIKE WEBSTER—Center



BIRTHDATE—March 18, 1952
BIRTHPLACE—Tomahawk, Wisconsin
HOW ACQUIRED—Draft (5th in '74)
COLLEGE—Wisconsin
HEIGHT—6-1½
WEIGHT—250
NFL EXP.—6
GAMES PLAYED—'74 (14), '75 (14),
 '76 (14), '77 (14), '78 (16)

PRO: After just five seasons has had a phenomenal rise to the top at a position where recognition is usually slow to come . . . Made every major All NFL 1st team in 1978 including AP, Pro Football Writers, NEA and College and Pro Football News plus UPI and Sporting News All AFC 1st teams . . . Should be a fixture there for many seasons as he is only 27 and will get even better . . . Was the first Steeler offensive lineman elected to start in the Pro Bowl since 1964 and only the third to play in the game during that 14-year period . . . Weighed just 225 pounds when he came into the league in 1974 and there was some question whether he was big enough to make it . . . Was named to the NFL All Rookie team by the Pro Football Writers and Pro Football Weekly . . . Split playing time with Ray Mansfield his first two years while adding weight through a strength and weight program . . . Saw some service at guard in emergency situations during this period . . . Became a full-time starter in 1976 and by 1977 was named to the All AFC 2nd team by UPI . . . Now his strength is his most important asset . . . Is most effective when he has an opponent playing directly over him and has been outstanding against defenses that use a 3-4 front . . . Excels as a straight-ahead blocker and has good mobility which enables him to pass protect well . . . Handles snaps for field goals and extra points and can be used in this role for punts but it is usually handled by another player . . . Has never missed a game and his string of playing in 72 straight games is the longest of any active Steeler . . . Is a very dedicated worker and a team leader.

COLLEGE: Three year starter . . . Tri-captain his senior year . . . Played in East-West, Hula Bowl, Senior Bowl, Coaches All America and College All Star games . . . Honor student . . . Physical Education major.

PERSONAL: Married (Pamela) . . . Has one daughter (Brook Winter, 3) and one son (Colin, born 3-13-79) . . . Lives in McMurray, Pa . . . Has a private pilot's license.



DWIGHT WHITE—Defensive End

BIRTHDATE—July 30, 1949

BIRTHPLACE—Hampton, Virginia

HOW ACQUIRED—Draft (4th in '71)

COLLEGE—East Texas State

HEIGHT—6-4

WEIGHT—255

NFL EXP.—9

GAMES PLAYED—'71 (14), '72 (14), '73 (14), '74 (14), '75 (14), '76 (9), '77 (14), '78 (15)

PRO: Finished the 1978 season splitting time at right end with John Banaszak and will fill that role again this season . . . Started 11 games but was bothered in mid-season with a bruised leg . . . After resting one game, came back to play very well down the stretch and in the playoffs . . . Led the team in QB sacks in the postseason with three including one in the Super Bowl which gives him four in the three in which he has played . . . Had three against Dallas in SB X . . . Has a career total of 55 regular season sacks which is a high among active Steelers . . . Came out of a hospital bed after losing 20 pounds to play in SB IX and recorded first safety in SB history when he trapped Fran Tarkenton in the end zone for the first score of that game . . . Was a product of the great 1971 draft . . . Started his first year and was the youngest member of the original Steel Curtain . . . Made the Pro Bowl in 1972 and 1973 . . . Twice has intercepted two passes in a game . . . Did it first in 1973 against Oakland and again in 1977 against Houston . . . Has missed just six games in eight seasons and has played in 123 out of a possible 129 games including the postseason.

COLLEGE: Four year letterman . . . Tri-captain senior year . . . 1st team All Lone Star Conference in 1970 and 2nd team in 1971 . . . Physical Education major.

PERSONAL: Married (Karen) . . . Lives in Pittsburgh . . . Works in the Sales Department of H. J. Heinz Co . . . Formerly was employed by the U.S. Department of Commerce.



DENNIS WINSTON—Linebacker

BIRTHDATE—October 25, 1955

BIRTHPLACE—Forrest City, Arkansas

HOW ACQUIRED—Draft (5th in '77)

COLLEGE—Arkansas

HEIGHT—6-0

WEIGHT—228

NFL EXP.—3

GAMES PLAYED—'77 (13), '78 (16)

PRO: Is one of the best non-starters in the NFL . . . Has great speed and the strength of a defensive lineman . . . Gives the Steelers' LB unit a quality backup for Lambert and is even a more physical player . . . Also can handle the outside . . . Although he is not a regular he made a major contribution to the improved play of the Pittsburgh defense last season as a fourth LB . . . Has been a standout in the few opportunities he has had to play as a regular . . . In 1977 started four games and with him in there the defense plays up to its normal level . . . Last season played the entire second half in Cleveland in an important victory . . . Excels on special teams where he is a great open field tackler and a devastating blocker . . . Fumble recovery on a kickoff set up the winning TD in SB XIII.

COLLEGE: Four year letterman . . . Played LB until the middle of his junior year when he was moved to DE . . . Co-captain in his senior year . . . Played in North-South game . . . Education major.

PERSONAL: Single . . . Lives in Marianna, Arkansas . . . Earned his BS degree in Education in the off-season.

WINSTON'S PRO RECORD

Regular Season

INTERCEPTIONS	No.	Yds.	Avg.	LG	TD
1977 Pittsburgh AFC	2	7	3.5	7	0

WINSTON'S SINGLE GAME CAREER HIGHS

Regular Season

Interceptions—1 (twice, last time 11-27-77 vs. NYJ)

Yards Interceptions—7 (11-27-77 vs. NYJ)

Longest Return—7 (11-27-77 vs. NYJ)

Post Season

Interceptions—0

STEELER ROOKIES

ALMOND, MIKE **WR** **Northwestern Louisiana**
 6-1, 191 Born: 11-1-56, Springhill, Louisiana D12-'79

COLLEGE: Four year starter . . . Holds school record for career receptions with 95 and single game mark of 10 against Louisville in 1978 . . . Had 10 career TDs and averaged 16.4 yards per catch . . . All Louisiana in senior year . . . Has great hands and tremendous concentration . . . Runs the 40 in 4.6 . . . Liberal Arts major.

PERSONAL: Married (Elizabeth) . . . Has one daughter (Brandi, 2) . . . Was a teammate of the Steelers' Sidney Thornton in college.

ANDERSON, ANTHONY **RB** **Temple**
 6-0, 197 Born: 9-27-56, Wilmington, Delaware FA-'79

COLLEGE: Four year letterman . . . Tri-captain final two years . . . Is school's all-time leading rusher with 2,600 yards in four years . . . Had career average of 4.5 . . . Best season was sophomore year when he gained 803 yards . . . Holds single game record of 217 yards against Drake in 1977 . . . Runs the 40 in 4.6 . . . Is an intelligent runner . . . Also returns kickoffs . . . Lettered in track as a sprinter . . . Education major.

PERSONAL: Single . . . Lives in Wilmington, Delaware.

BAHR, MATT **PK** **Penn State**
 5-10, 165 Born: 7-6-56, Philadelphia, Pa. D6-'79

COLLEGE: Three year regular . . . In senior season set NCAA records for most field goals (22), most field goals per game (2.0), percentage of field goals (81.5% on 22 of 27) and points by kicking (97) . . . Holds 11 school records, most of which were set by his brother Chris who is now with Cincinnati . . . With 191 points is third leading scorer ever at State . . . Career percentage of 63.9 (39 of 61) is best also . . . Was successful on 18 of 19 FGAs in 1978 from 40 yards or closer . . . Career longest was 50-yarder vs. Syracuse last season . . . Made 74 of 77 extra point attempts . . . Named to UPI, NEA, Sporting News, Camp, Football News and Pro Football Weekly All America 1st teams . . . Played in Hula and Japan Bowls . . . Lettered four years in soccer . . . Electrical Engineering major.

PERSONAL: Single . . . Lives in State College, Pa. . . Has played pro soccer for Colorado, Tulsa and Pennsylvania the past two seasons . . . Father played on U.S. World Cup team that beat England . . . Brother Casey was an All America soccer player at Navy.

BOARD, DWAIN **DE** **North Carolina A & T**
 6-4½, 241 Born: 11-29-56, Union Hall, Virginia D5-'79

COLLEGE: Four year starter . . . Excellent pass rusher . . . Runs the 40 in 5.1 and has good quickness . . . Selected to the Mutual Black Radio All America team three years and all Mid-Eastern Athletic Conference 1st team his final two seasons . . . MEAC Defensive Player of the Year in 1977 . . . Named to Street and Smith's 1978 Preseason All America team . . . Pittsburgh Courier All America 1st team . . . Industrial Technology major.

PERSONAL: Single . . . Lives in Union Hall.

BUTLER, RAY **S** **Kansas State**
 6-1, 205 Born: 8-22-57, Orlando, Florida FA-'79

COLLEGE: Played two years at Arizona Western Junior College and two at Kansas State . . . Gained 196 yards as the number two tailback in junior year and was a safety in his senior year, intercepting two passes and recovering two fumbles . . . Business Administration major.

PERSONAL: Married (Audrey) . . . Has one daughter (Audrey) . . . Lives in Orlando.

DANSDILL, RICH **G** **Missouri**
 6-4, 235 Born: 3-31-57, Burlington, Iowa FA-'79

COLLEGE: Four year letterman . . . Played first three years at RB and split playing time between RB and TE in his final year . . . Career rushing totals were 1,100 yards and a 4.9 average . . . Top game was in 1976 when he gained 128 yards against Oklahoma . . . Is an outstanding blocker . . . Business major.

PERSONAL: Single . . . Lives in Burlington . . . Brothers David and Regis are LBs at Kansas and Western Illinois respectively.

DAVIS, RUSSELL**RB****Michigan**

6-1, 224

Born: 9-15-56, Millen, Georgia

D4-'79

COLLEGE: Four year letterman who started for three years . . . Captain in senior year . . . Is the school's fifth leading rusher of all-time with 2,522 yards on 515 carries for a 4.9 average and 21 TDs . . . Had an 85-yard run against Navy in his sophomore season which is the second longest in the school's history . . . Best season was junior year when he became the fifth Michigan player to rush for 1,000 yards . . . Had 1,092 on 225 attempts . . . Was team's MVP in 1977 . . . Had 655 yards in 1978 when he was AP and UPI All Big 10 1st team . . . Gained 199 yards and scored six TDs in East-West Shrine game and won MVP award . . . Runs the 40 in 4.7 . . . Is basically a power runner with excellent acceleration . . . Is a good blocker and receiver . . . Played in the Orange Bowl as a freshman and the Rose Bowl his final three years . . . Education major . . . Was drafted on the choice acquired from Detroit in Jimmy Allen trade.

PERSONAL: Single . . . Lives in Woodbridge, Virginia.

DiCICCIO, DAVE**S****Pitt**

6-0, 190

Born: 9-25-56, East Liverpool, Ohio

FA-'79

COLLEGE: Won three letters as a DE and was a starter on the 1976 national championship as a sophomore . . . Often played as a standup lineman . . . Had four career interceptions . . . Is an excellent all-around football player and will be tried at strong safety . . . Runs the 40 in 4.7 . . . Played in the Sun, Sugar, Gator and Tangerine Bowls . . . Administration of Justice major.

PERSONAL: Single . . . Lives in Pittsburgh . . . Was an All-WPIAL quarterback in high school.

DORNBROOK, THOM**Center****Kentucky**

6-2, 240

Born: 12-1-56, Pittsburgh, Pa.

FA-'78

PRO: Broke his left thumb in training camp and was placed on injured reserve for the 1978 season . . . Showed good potential before his injury.

COLLEGE: Four year letterman at OG and LB . . . Played in 1977 Peach Bowl . . . Also lettered twice as a pitcher in baseball . . . Business Administration major.

PERSONAL: Single . . . Lives in Pittsburgh.

DOUGLAS, LARRY**WR****Southern**

6-1, 187

Born: 4-26-57, Hammond, Louisiana

FA-'79

COLLEGE: Co-captain in senior year . . . Played first two years at running back and had a career rushing total of 750 yards with a 4.7 average . . . Was a wide receiver his final two seasons and caught 17 passes for a 14.2 average . . . Returned kickoffs and had a 21.1 average on 60 returns . . . Had a 101-yard return in 1978 against Tennessee State . . . Has been a standout in track and won the 100 meter dash in the Drake and Texas Relays . . . Elementary Education major.

PERSONAL: Single . . . Lives in Hammond, Louisiana.

FRY, WILLIE**LB-DE****Notre Dame**

6-3¼, 240

Born: 2-23-55, Memphis, Tennessee

D2-'78

PRO: Suffered torn ligaments in both hands during training camp and spent the entire season on injured reserve . . . Was very impressive until injury . . . Was tried at offensive guard after he was able to practice during the 1978 season . . . Is going to be used at LB at the start of training camp to capitalize on his speed and quickness.

COLLEGE: Three year starter who played on national championship teams in his freshman and senior seasons . . . Was tri-captain in his senior year and co-captain as a junior, the first junior to hold that rank at Notre Dame since 1968 . . . Was an outstanding pass rusher and had 29 QB sacks in his career . . . Did not play in 1974 . . . Played in the 1978 Senior Bowl and Cotton (1978), Gator (1976) and Sugar (1973) Bowls . . . Economics major . . . Honor student.

PERSONAL: Single . . . Lives in New York City . . . Was in management training program with Merrill Lynch in off-season and has his broker's license . . . Won nine letters in high school in football, basketball and track.

Virginia

FA-'79

COLLEGE: Captain in senior year... Four year letterman... Had 11 career interceptions which ties school record... Also returned punts... Is a good, fluid athlete who seems quicker than his 4.7 speed... Early Childhood Education major.

PERSONAL: Single . . . Lives in Richmond, Virginia.

Cortland State

FA-'79

COLLEGE: Played two years at Nassau Community College and two at Cortland State . . . Caught a school record 47 passes in 1978 for a 16.9 average with 6 TDs . . . Set single game record with 16 passes for 230 yards against Albany State . . . Biology major.

PERSONAL: Single . . . Lives in Riverhead, N.Y.

Michigan State

D8-'79

COLLEGE: Four year starter at safety... AP All Big 10 1st team in 1978 and Honorable Mention AP and Sporting News All America... Suffered a knee injury in 1975 preseason which required surgery and sidelined him the entire year... Runs the 40 in 4.8... Is very aggressive, physical player... Had nine career interceptions... Played in Japan Bowl... Community Development major.

PERSONAL: Single . . . Lives in Norfolk.

Iowa State

FA-'79

COLLEGE: Three year starter... Co-captain in senior year... Named to All Big Eight 1st team two years... Rushed for 3,757 yards and is the school's all-time leader... Ranks fourth on the all-time Big Eight list and was only the second player in conference history to gain 1,000 yards rushing three straight years... Also holds school marks for rushing attempts (788), 100-yard games (19) and TDs (36) and averaged 4.8 yards per carry... Had 58 pass receptions... Runs the 40 in 4.7... Played in the Hula and Japan Bowls and had 100-yard games in the 1977 Peach Bowl and 1978 Hall of Fame Bowl... Special Education major.

PERSONAL: Married (Betty) . . . Lives in Ames, Iowa.

Baylor

D1-'79

COLLEGE: Four year starter ... Began freshman season as regular defensive end before being moved to wingback early in the season and played there through his sophomore season ... Was switched to running back for his final two years ... Had career average of 5.0 per rushing attempt ... Led team in rushing in his junior year with 670 yards and a 5.1 average ... Had three 100-yard games ... His 80-yard touchdown run that season against Texas Tech is a school record and also caught a 74-yard scoring pass later that year against Texas ... Senior season was cut short by a broken hip rim suffered in the third game of the 1978 season against Ohio State which kept him out the rest of the season ... Had 100-yard rushing games against Georgia and Kentucky before the injury ... Career rushing totals were 236 attempts for 1,184 yards and 45 receptions for 579 yards and a 12.9 average ... Scored seven TDs ... Returned kickoffs until senior year ... Runs with authority and goes equally well inside or outside ... Is very fluid as a runner and receiver ... Is an excellent blocker ... Runs the 40 in 4.55 and has a vertical jump of 33 inches ... Scored very high in all agility drills and other physical tests which indicate he has completely recovered from his senior year injury ... Was personally tested by Chuck Noll shortly before the draft ... Is the first RB to be drafted by the Steelers in the first round since Franco Harris in 1972 ... Was the fifth RB selected in the 1979 draft ... Sociology major.

PERSONAL: Married (Janice) . . . Lives in Fort Worth . . . Was a tight end and linebacker in high school where he also lettered in track and basketball.

JOHNSON, GENE **TE** **Michigan**
 6-3¼, 230 Born: 1-31-57, Flint, Michigan FA-'79

COLLEGE: Three year starter who was hampered in senior year by a series of minor injuries . . . Career totals were 30 receptions for 358 yards and an 11.9 average and six TDs . . . Second team All Big 10 in sophomore and junior years . . . Excellent blocker . . . Played in the Orange Bowl as a freshman and the Rose Bowl his last three seasons . . . Physical Education major.

PERSONAL: Single . . . Lives in Flint, Michigan.

JONES, DUANE **RB** **Mississippi Valley**
 5-10, 199 Born: 8-21-54, Pittsburgh, Pa. FA-'79

COLLEGE: Played RB and LB . . . Was redshirted in 1975 . . . Scored four TDs in one game in 1977 against Bishop College . . . Runs the 40 in 4.6 . . . Physical Education major.

PERSONAL: Single . . . Lives in East Orange, N.J.

KIMBALL, BRUCE **G** **Massachusetts**
 6-1½, 250 Born: 8-19-56, Beverly, Massachusetts D7-'79

COLLEGE: Co-captain in senior year . . . Starter since middle of his freshman year . . . AP College Division 1st team All America and New York Times All East in 1978 . . . Two-time ECAC and All Yankee Conference 1st team choice . . . Kodak All America 1st team in 1977 . . . Is very strong and has good explosion off the ball . . . Sets up well on pass protection . . . Runs the 40 in 5.2 . . . Physical Education major.

PERSONAL: Single . . . Lives in Rowley, Massachusetts.

KIRK, RICK **DE** **Denison**
 6-2, 230 Born: 10-2-56, Columbus, Ohio D9-'79

COLLEGE: Four year letterman at DT, DE and OG . . . Was considered the fastest college lineman in the nation with a 4.55 forty . . . Graded out exceptionally high on other tests with a 31½" vertical jump and a 10-4 standing broad jump . . . Lettered in track and runs the 100 meters in 11.1 . . . Also does the 200, 400 meters relay and throws the shot put and discus . . . Physical Education major.

PERSONAL: Single . . . Lives in Columbus, Ohio . . . Prepared and distributed personal highlight film to all 28 NFL teams prior to the draft.

LEE, CARLOS **WR** **Concord**
 5-9, 171 Born: 9-27-56, Bristol, Virginia FA-'79

COLLEGE: Four year starter . . . Caught 124 passes for 2,162 yards and 21 TDs . . . Best season was 1978 with 53 receptions for 976 yards and six TDs . . . Averaged 14.3 on 106 punt returns and 20.8 on 36 kickoff returns . . . Scored four TDs on returns . . . NAIA 1st team All American and West Virginia Intercollegiate Conference Player of the Year in 1978 . . . Lettered two years as a centerfielder in baseball . . . Physical Education major.

PERSONAL: Single . . . Lives in Bristol Virginia.

MOORE, CHARLIE **Center** **Wichita State**
 6-2, 225 Born: 2-25-57, Redondo Beach, California D11-'79

COLLEGE: Lettered four years and was a starter for all but first part of his freshman year . . . Was switched to center from guard after first season . . . Regarded by his coaching staff as the best athlete on the team . . . Has good quickness and strength . . . Runs the 40 in 5.0 . . . Named to All Missouri Valley Conference 2nd team in 1978 . . . Played in Blue-Gray game . . . Physical Education major.

PERSONAL: Single . . . Lives in Wichita, Kansas . . . Was the 1975 Kansas scholastic discus champion.

MURRELL, BILL **TE** **Winston-Salem**
 6-3, 215 Born: 6-14-56, Walnut Cove, North Carolina D6-'79

COLLEGE: Four year starter who played free safety his first season before being switched to TE . . . Caught just 10 passes for 133 yards in three years as his team was very run-oriented . . . Is an outstanding blocker . . . Runs the 40 in 4.7 . . . Named to the Pittsburgh Courier and Mutual Black Radio Network All America teams . . . Played in the Black Collegiate All Star game . . . Lettered two years in basketball . . . Intermediate Education major.

PERSONAL: Single . . . Lives in Walnut Cove, North Carolina . . . Lettered in football, basketball and track in high school.

NOEL, PHIL **OT** **Kansas State**
 6-6, 260 Born: 9-5-56, Tempe, Arizona FA-'79

COLLEGE: Attended Ventura (Calif.) Junior College for two years and made all conference . . . Was a two year starter at Kansas State but missed most of his senior season (1977) with a broken foot . . . Construction Science major.

PERSONAL: Single . . . Lives in Ventura, California . . . Lettered in football, basketball, wrestling and track in high school . . . Served as a graduate assistant at Kansas State in 1978.

OLIVARI, MARK **LB** **Tulane**
 6-0, 210 Born: 10-11-54, Kobe, Japan FA-'79

COLLEGE: Four year starter at nose guard . . . Named to All South Independent 1st team in 1974 and 1975 . . . Very quick and tough . . . Business major.

PERSONAL: Married (Eleanore) . . . Lives in Hammond, Louisiana.

SMALL, GEORGE **Guard** **North Carolina A & T**
 6-2, 240 Born: 11-18-56, Shreveport, Louisiana FA-'79

COLLEGE: Four year starter who played FB, TE, OT, DT and LB . . . Made Pittsburgh Courier All America at MLB in 1978 but will be tried on offense at guard with the Steelers . . . Is an outstanding all-around athlete . . . Runs the 40 in 4.9 . . . Lettered in wrestling . . . Recreation major.

PERSONAL: Single . . . Lives in Raeford, North Carolina.

SMITH, ED **LB** **Vanderbilt**
 6-1, 216 Born: 5-18-57, Knoxville, Tennessee D12-'79

COLLEGE: Played first two years at DE and started as a sophomore . . . Moved to LB in junior year and led team in tackles with 155 . . . Named to All SEC 1st team in 1977 and was a 1978 preseason All America pick . . . Suffered a knee injury in the second game of the 1978 season which required surgery and kept him out of the rest of the season . . . Had 16 unassisted tackles in loss to Oklahoma . . . Business major.

PERSONAL: Single . . . Lives in Signal Mountain, Tennessee.

SNODGRASS, RICK **PK** **Slippery Rock**
 5-11, 175 Born: 12-9-56, Shaler, Pa. FA-'79

COLLEGE: Played from 1974 thru 1976 at Clarion State (Pa.) before transferring to Slippery Rock . . . Sat out the 1977-season and played in 1978, converting six of 11 field goal attempts with a long of 49 yards . . . Also did the punting and averaged 35.9 yards.

PERSONAL: Single . . . Lives in Butler, Pa.

STOUTAMIRE, JOHNNY **S** **Livingstone (N.C.)**
 6-3, 180 Born: 1-27-56, Orangeburg, South Carolina FA-'79

COLLEGE: Four year letterman . . . Tri-captain senior year . . . Named to the Pittsburgh Courier All America 2nd team and Jet Magazine 1st team in 1978 . . . All NAIA District three years . . . Lettered four years in track and two in basketball . . . Business Administration major.

PERSONAL: Single . . . Lives in Winston-Salem, N.C.

SWEENEY, CALVIN **WR** **Southern California**
 6-0, 180 Born: 1-12-55, Riverside, California D4-'79

COLLEGE: Played two years at Riverside Junior College and then was red-shirted in first year at USC . . . Started final two seasons and his 65 pass receptions are eighth best in school history . . . Averaged 18.6 yards a catch and had eight TDs . . . Improved tremendously late in his senior season . . . Had a five-catch, 114-yard game in come from behind 27-25 win over Notre Dame . . . Was the top receiver in the Hula and Challenge Bowls . . . Played in 1979 Rose Bowl and 1977 Bluebonnet Bowl, scoring two TDs in latter against Texas . . . All PAC-10 2nd team in 1978 . . . Lettered one year in track in the high jump, hurdles and 440-relay team . . . Speech Communications major.

PERSONAL: Single . . . Lives in Riverside . . . Has eight brothers and five sisters . . . High school All America in basketball.

TAYLOR, JERRY

6-3, 202

WR

Born: 6-26-56, Caney, Kansas

Tulsa

FA-'79

COLLEGE: Three year starter . . . Missed all but two games of 1977 season with a shoulder separation and was given an additional year of eligibility . . . Caught 50 passes in career with 33 of them being in his senior year when he averaged 21.8 yards per catch and scored six TDs . . . All Missouri Valley Conference in 1978 . . . Played one year of varsity basketball . . . Finance major.

PERSONAL: Married (Sarah) . . . Lives in Tulsa.

WINTERS, BERNARD

6-2, 255

DE

Born: 6-26-56, Washington, D. C.

Syracuse

FA-'79

PRO: Played the 1978 season with Saskatchewan of the Canadian Football League . . . Played DT and DE.

COLLEGE: Lettered four years and started three . . . Runs the 40 in 4.8 . . . Has outstanding quickness and agility . . . Transportation major.

PERSONAL: Single . . . Lives in Washington, D. C.

WOODRUFF, DWAYNE

5-11, 189

CB

Born: 2-18-57, Louisville, Kentucky

Louisville

D6-'79

COLLEGE: Two year starter at cornerback . . . Played first two years as a running back and wide receiver . . . Has good speed with a consistent 4.5 forty . . . Exceptionally intelligent and adjusts well . . . Played in the Blue-Gray and American-Canadian postseason games . . . Finance major . . . Was selected on choice obtained from New England for Dave Pureifory.

PERSONAL: Married (Joy) . . . Has one daughter (Jillian) . . . Lettered in basketball and track in high school.

VALENTINE, ZACK

6-2, 225

LB

Born: 5-29-57, Edenton, North Carolina

East Carolina

D2-'79

COLLEGE: Four year starter as DE . . . Was usually in a standup position in a five-man front . . . Is projected as a linebacker . . . Was the top defensive player on the nation's second ranked defensive team in 1978 . . . Led team in QB sacks last season with seven . . . Made All South Independent 1st team his final two seasons . . . Was the defensive MVP in the Independence Bowl . . . Runs the 40 in 4.8 and has a vertical jump of 30 inches . . . Has outstanding range, mobility and pursuit . . . Is football intelligent . . . Is a great special special teams prospect . . . Excels at getting to the ball . . . Health and Physical Education major.

PERSONAL: Single . . . Lives in Edenton . . . Is one of 10 children . . . If he makes the Steelers, he will be the first player from his school to play for Pittsburgh.

STEELERS PRONUNCIATION GUIDE

John Banaszak	BAN-uh-sak
Rocky Bleier	BLY-er
Mel Blount	BLUNT
Steve Courson	CORE-sin
Dave DiCiccio	de-SEEK-i-o
Tony Dungy	DUN-gee
Steve Furness	FUR-ness
Roy Gerela	JUH-rell-uh
Jon Kolb	COHLB
Mike Kruczek	KROOZ-eck
Bill Murrell	mu-RELL
Ray Pinney	PIN-nee
Cliff Stoudt	STOUT
Loren Toews	TAVES

1979 STEELERS TRAINING CAMP DEPTH CHART

WR	82 Stallworth	LT	55 Kolb	LG	57 Davis, S.	C	52 Webster	RG	72 Mullins	RT	74 Pinney	TE	89 Cunningham	WR	88 Swann
	83 Bell		74 Pinney		77 Courson		66 Petersen		74 Pinney		79 Brown		84 Grossman		86 Smith
	Almond (D12)		66 Petersen		Small (FA)		Moore (D11)		63 Dornbrook (FA-'78)		Noel (FA)		Murrell (D6)		Sweeney (D4)
	Goroleski (FA)				Dansdill (FA)				Kimball (D7)				Thompson (D10)		Douglas (FA)
WR	82 Taylor (FA)	RB	20 Bleier	QB	12 Bradshaw	RB	32 Harris	RB	39 Moser	RE	76 Banaszak	PK	10 Gerela	P	5 Colquitt
			38 Thornton		15 Kruczek		39 Moser		38 Thornton		78 White		Bahr (D6)		
			35 Deloplane		18 Stoutt		38 Thornton		Davis, R. (D4)		69 Anderson, F.		Snodgrass (FA)		
			Hawthorne (D1)								Kirk (D9)				
DEFENSE															
LE	68 Greenwood	LT	75 Greene	LT	64 Furness	MLB	58 Lambert	FS	23 Wagner	RLB	51 Toews	RCB	47 Blount	LCB	29 Johnson, R.
	76 Banaszak		67 Dunn		67 Dunn		53 Winston		21 Dungy		Cole		30 Anderson, L.		24 Thomas
	65 Beasley		65 Beasley						25 Oldham		Graves (D8)		25 Oldham		Woodruff (D6)
	Board (D5)								Stoutamire (FA)		Smith, E. (D12)		Glasper (FA)		
WR	82 Stallworth	LT	55 Kolb	LG	57 Davis, S.	C	52 Webster	RG	72 Mullins	RT	74 Pinney	TE	89 Cunningham	WR	88 Swann
	83 Bell		74 Pinney		77 Courson		66 Petersen		74 Pinney		79 Brown		84 Grossman		86 Smith
	Almond (D12)		66 Petersen		Small (FA)		Moore (D11)		63 Dornbrook (FA-'78)		Noel (FA)		Murrell (D6)		Sweeney (D4)
	Goroleski (FA)				Dansdill (FA)				Kimball (D7)				Thompson (D10)		Douglas (FA)
WR	82 Taylor (FA)	RB	20 Bleier	QB	12 Bradshaw	RB	32 Harris	RB	39 Moser	RE	76 Banaszak	PK	10 Gerela	P	5 Colquitt
			38 Thornton		15 Kruczek		39 Moser		38 Thornton		78 White		Bahr (D6)		
			35 Deloplane		18 Stoutt		38 Thornton		Davis, R. (D4)		69 Anderson, F.		Snodgrass (FA)		
			Hawthorne (D1)								Kirk (D9)				
DEFENSE															
LE	68 Greenwood	LT	75 Greene	LT	64 Furness	MLB	58 Lambert	FS							

1979 STEELER TRAINING CAMP ROSTER

No.	Name	Pos.	Ht.	Wgt.	NFL Exp.	Birthdate	Birthplace	College	How Acquired	Games in '78
	ALMOND, Mike	WR	6-1	191	R	11/1/56	Springhill, Louisiana	Northwestern La.	D12-'79	—
	ANDERSON, Anthony	RB	6-0	197	R	9/27/56	Wilmington, Delaware	Temple	FA-'79	—
69	ANDERSON, Fred	DE-DT	6-4½	235	2	10/30/54	Toppenish, Washington	Prairie View A & M	FA-'78	16
30	ANDERSON, Larry	CB-KR	5-11	177	2	9/25/56	Monroe, Louisiana	Louisiana Tech	D4-'78	16
	BAHR, Matt	PK	5-10	165	R	7/6/56	Philadelphia, Pa.	Penn State	D6-'79	—
76	BANASZAK, John	DE-DT	6-3	244	5	8/24/50	Cleveland, Ohio	Eastern Michigan	FA-'75	16
65	BEASLEY, Tom	DT	6-5	253	2	8/11/54	Northfork, West Virginia	Virginia Tech	D3-'77	15
83	BELL, Theo	WR	5-11½	180	3	12/21/53	Bakersfield, California	Arizona	D4-'76	16
20	BLEIER, Rocky	RB	5-11	210	11	3/5/46	Appleton, Wisconsin	Notre Dame	D16-'68	16
47	BLOUNT, Mel	CB	6-3	205	10	4/10/48	Vidalia, Georgia	Southern University	D3-'70	16
	BOARD, Dwaine	DE	6-4½	241	R	11/29/56	Union Hall, Virginia	North Carolina A & T	D5-'79	—
12	BRADSHAW, Terry	QB	6-3	215	10	9/2/48	Shreveport, Louisiana	Louisiana Tech	D1-'70	16
79	BROWN, Larry	OT	6-4	245	9	6/16/49	Jacksonville, Florida	Kansas	D5-'71	8
	BUTLER, Ray	S	6-1½	205	R	8/22/57	Orlando, Florida	Kansas State	FA-'79	—
56	COLE, Robin	LB	6-2	220	3	9/11/55	Los Angeles, California	New Mexico	D1-'77	16
5	COLQUITT, Craig	P	6-1½	182	2	6/9/54	Knoxville, Tennessee	Tennessee	D3-'78	16
77	COURSON, Steve	G	6-1	260	2	10/1/55	Philadelphia, Pa.	South Carolina	D5-'77	16
89	CUNNINGHAM, Bennie	TE	6-5	247	4	12/23/54	Laurens, South Carolina	Clemson	D1-'76	6
	DANSILL, Rich	G	6-4	235	R	3/31/57	Burlington, Iowa	Missouri	FA-'79	—
	DAVIS, Russell	RB	6-1	215	R	9/15/56	Millen, Georgia	Michigan	D4-'79	—
57	DAVIS, Sam	G	6-1	255	13	7/4/44	Ocala, Georgia	Allen University	FA-'67	16
35	DELOPLAINE, Jack	RB	5-10	205	4	4/21/54	Pottstown, Pa.	Salem (W.Va.)	D6-'76	10
	DiCICCIO, Dave	S	6-0	190	R	9/25/56	East Liverpool, Ohio	Pitt	FA-'79	—
63	DORN BROOK, Thom	C-G	6-2	240	1	12/1/56	Pittsburgh, Pa.	Kentucky	FA-'78	*
	DOUGLAS, Larry	WR	6-1	187	R	4/26/57	Hammond, Louisiana	Southern	FA-'79	—
21	DUNGY, Tony	S	6-0	190	3	10/6/55	Jackson, Michigan	Minnesota	FA-'77	16
67	DUNN, Gary	DT	6-3	247	3	8/24/53	Coral Gables, Florida	Miami (Fla.)	D6-'76	16
62	FRY, Willie	LB	6-3½	240	1	2/23/55	Memphis, Tennessee	Notre Dame	D2-'78	*
64	FURNESS, Steve	DT-DE	6-4	255	8	12/5/50	Providence, R.I.	Rhode Island	D5-'72	10

10	GERELA, Roy	K	5-10	185	11	4/2/48	Sarrail, Alberta	New Mexico State	W-'71	16
	GLASPER, Derrick	CB	6-1	177	R	7/8/57	Riverside, California	Virginia	FA-'79	—
	GROLESKI, Frank	WR	5-11	165	R	1/1/57	Fort Riley, Kansas	Courtland	FA-'79	—
	GRAVES, Tom	LB	6-3	228	R	12/18/55	Norfolk, Virginia	Michigan State	D8-'79	—
	GREEN, Dexter	RB	5-9	172	R	5/20/57	New Bern, N.C.	Iowa State	FA-'79	—
75	GREENE, Joe	DT	6-4	260	11	9/24/46	Temple, Texas	North Texas State	D1-'69	16
68	GREENWOOD, L. C.	DE	6-6½	250	11	9/8/46	Canton, Mississippi	Arkansas AM&N	D10-'69	14
84	GROSSMAN, Randy	TE	6-1	215	6	9/20/52	Philadelphia, Pa.	Temple	FA-'74	16
59	HAM, Jack	LB	6-1	225	9	12/23/48	Johnstown, Pa.	Penn State	D2-'71	14
32	HARRIS, Franco	RB	6-2	225	8	3/7/50	Fort Dix, New Jersey	Penn State	D1-'72	16
	HAWTHORNE, Greg	RB	6-2½	225	R	9/5/56	Ft. Worth, Texas	Baylor	D1-'79	—
	JOHNSON, Gene	TE	6-3	230	R	1/31/57	Flint, Michigan	Michigan	FA-'79	—
29	JOHNSON, Ron	CB	5-10	200	2	6/8/56	Detroit, Michigan	Eastern Michigan	D1-'78	16
	JONES, Duane	RB	5-10	199	R	8/21/54	Pittsburgh, Pa.	Mississippi Valley	FA-'79	—
	KIMBALL, Bruce	G	6-1½	250	R	8/19/56	Beverly, Massachusetts	Massachusetts	D7-'79	—
	KIRK, Rick	DE	6-2	230	R	10/2/56	Columbus, Ohio	Denison	D9-'79	—
55	KOLB, Jon	OT	6-2	262	11	8/30/47	Ponca City, Oklahoma	Oklahoma State	D3-'69	16
15	KRUCZEK, Mike	QB	6-1	205	4	3/15/53	Washington, D.C.	Boston College	D2-'76	9
58	LAMBERT, Jack	LB	6-4	220	6	7/8/52	Mantua, Ohio	Kent State	D2-'74	16
	LEE, Carlos	WR	5-9	171	R	9/17/56	Bristol, Virginia	Concord	FA-'79	—
	MOORE, Charlie	C	6-2	225	R	2/25/57	Redondo Beach, Calif.	Wichita State	D11-'79	—
39	MOSER, Rick	RB	6-0	210	2	12/18/56	White Plains, New York	Rhode Island	D8-'78	15
72	MULLINS, Gerry	G	6-3	244	9	8/24/49	Fullerton, California	Southern California	D4-'71	16
	MURRELL, Bill	TE	6-3	215	R	6/14/56	Walnut Cove, N.C.	Winston-Salem	D6-'79	—
	NOEL, Phil	OT	6-6	260	R	9/5/56	Tempe, Arizona	Kansas State	FA-'79	—
25	OLDHAM, Ray	S	5-11	192	7	2/23/51	Chattanooga, Tenn.	Middle Tenn. State	FA-'78	4
	OLIVARI, Mark	LB	5-11	212	R	10/11/54	Kobe, Japan	Tulane	FA-'79	—
66	PETERSEN, Ted	C-OT	6-5	244	3	2/7/55	Kankakee, Illinois	Eastern Illinois	D4-'77	15
74	PINNEY, Ray	OT-C	6-4	240	4	6/29/54	Seattle, Washington	Washington	D2-'76	13

*Injured Reserve in 1978.

No.	Name	Pos.	Ht.	Wgt.	NFL Exp.	Birthdate	Birthplace	College	How Acquired	Games in '78
31	SHELL, Donnie	S	5-11	190	6	8/26/52	Whitmire, S.C.	South Carolina State	FA-'74	16
	SMALL, George	G	6-2	240	R	11/18/56	Shreveport, Louisiana	North Carolina A & T	FA-'79	—
	SMITH, Ed	LB	6-1	216	R	5/18/57	Knoxville, Tennessee	Vanderbilt	D12-'79	—
86	SMITH, Jim	WR-KR	6-2	205	3	7/20/55	Blue Island, Illinois	Michigan	D3-'77	9
	SNODGRASS, Rick	PK	5-11	175	R	12/9/56	Pittsburgh, Pa.	Slippery Rock	FA-'79	—
82	STALLWORTH, John	WR	6-2	183	6	7/15/52	Tuscaloosa, Alabama	Alabama A & M	D4-'74	16
18	STOUDT, Cliff	QB	6-4	218	3	3/27/55	Oberlin, Ohio	Youngstown State	D5-'77	0
	STOUTAMIRE, Johnny	S	6-3	180	R	1/27/56	Orangeburg, S.C.	Livingstone (N.C.)	FA-'79	—
88	SWANN, Lynn	WR	6-0	180	6	3/7/52	Alcoa, Tennessee	Southern California	D1-'74	16
	SWEENEY, Calvin	WR	6-0	180	R	1/12/55	Riverside, California	Southern California	D4-'79	—
	TAYLOR, Jerry	WR	6-3	202	R	6/30/56	Caney, Kansas	Tulsa	FA-'79	—
24	THOMAS, J. T.	CB	6-2	196	6	4/22/51	Macon, Georgia	Florida State	D1-'73	*
	THOMPSON, Tod	TE	6-3	219	R	12/13/55	Jerome, Idaho	Brigham Young	D10-'79	—
38	THORNTON, Sidney	RB	5-11	230	3	9/2/54	Baton Rouge, Louisiana	Northwestern La.	D2-'77	16
51	TOEWS, Loren	LB	6-3	222	7	11/3/51	Dinuba, California	California	D8-'73	11
23	WAGNER, Mike	S	6-1½	200	9	6/22/49	Waukegan, Illinois	Western Illinois	D11-'71	14
52	WEBSTER, Mike	C	6-1½	250	6	3/18/52	Tomahawk, Wisconsin	Wisconsin	D5-'74	16
78	WHITE, Dwight	DE	6-4	255	9	7/30/49	Hampton, Virginia	East Texas State	D4-'71	15
53	WINSTON, Dennis	LB	6-0	228	3	10/25/55	Marianna, Arkansas	Arkansas	D5-'77	16
	WINTERS, Bernard	DE	6-2	225	R	6/26/56	Washington, D. C.	Syracuse	FA-'79	—
	WOODRUFF, Dwayne	CB	5-11	189	R	2/18/57	Bowling Green, Ky.	Louisville	D6-'79	—
	VALENTINE, Zack	LB	6-2	220	R	5/29/57	Edenton, N.C.	East Carolina	D2-'79	—

*Injured Reserve in 1978.

1978 STEELER RESULTS

PRESEASON

Aug. 5	Steelers 22	@	Baltimore	10	37,437
Aug. 12	Steelers 13	—	Atlanta	7	46,444
Aug. 19	Steelers 6	@	New York Giants	13	43,428
Aug. 26	Steelers 13	@	Dallas	16	59,747

WON 2, LOST 2

Attendance: 187,056 — Home 46,444 — Away 140,612

REGULAR SEASON

Sept. 3	Steelers 28	@	Buffalo	17	64,147
Sept. 10	Steelers 21	—	Seattle	10	48,277
Sept. 17	Steelers 28	@	Cincinnati	3	50,260
Sept. 24	Steelers 15	—	Cleveland	9*	49,513
Oct. 1	Steelers 28	@	New York Jets	17	52,058
Oct. 8	Steelers 31	—	Atlanta	7	48,202
Oct. 15	Steelers 34	@	Cleveland	14	81,302
Oct. 23	Steelers 17	—	Houston	24	48,021
Oct. 29	Steelers 27	—	Kansas City	24	48,185
Nov. 5	Steelers 20	—	New Orleans	14	48,525
Nov. 12	Steelers 7	@	Los Angeles	10	63,089
Nov. 19	Steelers 7	—	Cincinnati	6	47,578
Nov. 27	Steelers 24	@	San Francisco	7	51,657
Dec. 3	Steelers 13	@	Houston	3	54,261
Dec. 9	Steelers 35	—	Baltimore	13	41,957
Dec. 16	Steelers 21	@	Denver	17	74,104

*overtime

WON 14, LOST 2

Attendance: 871,136 — Home 380,258 — Away 490,878

POSTSEASON

Dec. 30	Steelers 33	—	Denver	10	48,921
Jan. 7	Steelers 34	—	Houston	5	49,417
Jan. 21	Steelers 35	—	Dallas	31	78,656

Attendance: 176,994

FINAL 1978 NFL TEAM STANDINGS

AMERICAN CONFERENCE

Eastern Division

	W	L	T	Pct.	Pts.	OP
New England	11	5	0	.688	358	286
Miami	11	5	0	.688	372	254
New York Jets	8	8	0	.500	359	364
Buffalo	5	11	0	.313	302	354
Baltimore	5	11	0	.313	239	421

Central Division

	W	L	T	Pct.	Pts.	OP
PITTSBURGH	14	2	0	.875	356	195
Houston	10	6	0	.625	283	298
Cleveland	8	8	0	.500	334	356
Cincinnati	4	12	0	.250	252	284

Western Division

	W	L	T	Pct.	Pts.	OP
Denver	10	6	0	.625	282	198
Oakland	9	7	0	.563	311	283
Seattle	9	7	0	.563	345	358
San Diego	9	7	0	.563	355	309
Kansas City	4	12	0	.250	243	327

NATIONAL CONFERENCE

Eastern Division

	W	L	T	Pct.	Pts.	OP
Dallas	12	4	0	.750	384	208
Philadelphia	9	7	0	.563	270	250
Washington	8	8	0	.500	273	283
St. Louis	6	10	0	.375	248	296
New York Giants	6	10	0	.375	264	298

Central Division

	W	L	T	Pct.	Pts.	OP
Minnesota	8	7	1	.531	294	306
Green Bay	8	7	1	.531	249	269
Detroit	7	9	0	.438	290	300
Chicago	7	9	0	.438	253	274
Tampa Bay	5	11	0	.313	241	259

Western Division

	W	L	T	Pct.	Pts.	OP
Los Angeles	12	4	0	.750	316	245
Atlanta	9	7	0	.563	240	290
New Orleans	7	9	0	.438	281	298
San Francisco	2	14	0	.125	219	350

AFC PLAYOFFS

PITTSBURGH 33, Denver 10
Houston 31, New England 14

AFC CHAMPIONSHIP

PITTSBURGH 34, Houston 5

NFC PLAYOFFS

Dallas 27, Atlanta 20
Los Angeles 34, Minnesota 10

NFC CHAMPIONSHIP

Dallas 28, Los Angeles 0

SUPER BOWL XIII

PITTSBURGH 35, Dallas 31

1978 STEELER TEAM STATISTICS

	Steelers	Opponents
FIRST DOWNS	316	264
Rushing	133	105
Passing	149	119
Penalty	34	40
THIRD DOWN EFFICIENCY ATTEMPTS	233	231
Successes	112	90
Percentage	48.1	39.0
NET TOTAL OFFENSE	4987	4168
Ball Control Plays	1046	999
Average Gain per Play	4.8	4.2
Average Yards per Game	311.7	260.5
Percentage Total Yards Rushing	46.1	42.6
Percentage Total Yards Passing	53.9	57.4
NET YARDS RUSHING	2297	1774
Rushing Plays	641	513
Average Gain per Rush	3.6	3.5
Average Rushing per Game	143.6	110.9
Long Gain	37	30
Touchdowns	16	11
NET YARDS PASSING	2690	2394
Attempts	380	442
Completions	212	221
Percentage Completed	55.8	50.0
Touchdowns	28	10
Percentage Touchdown Passes	7.4	2.3
Long Gain	70	49
Interceptions	22	27
Percentage Intercepted Passes	5.8	6.1
Gross Yards Gained	2961	2755
Passer Tackled	25	44
Yards Lost Attempting to Pass	271	361
Average Gain per Passing Play	6.7	4.9
Average Gain per Passing Completion	14.0	12.5
Average Passing per Game	168.1	149.6
KICKOFF RETURNS	44	60
Yards Returned	1043	1336
Average Yards per Return	23.7	22.3
Long Gains	95t	40
Touchdowns	1	0
PUNT RETURNS	58	38
Fair Catches	2	9
Yards Returned	451	239
Average Yards per Return	7.8	6.3
Long Gain	24	42
Touchdowns	0	0
INTERCEPTIONS	27	22
Yards Returned	289	212
Average Yards per Return	10.7	9.6
Long Gain	65	31
Touchdowns	0	0
PUNTS	66	82
Yards Punted	2642	3228
Average Yards per Punt	40.0	39.4
Touchbacks	4	6
Inside 20	14	18
Long	58	60
Blocked	0	1
PENALTIES	108	106
Yards Penalized	943	954
Average Yards per Penalty	8.7	9.0
FUMBLES	35	33
Lost	17	21
Own Recovered	18	12
Opponents' Recovered for Touchdowns	1	1
TOTAL POINTS	356	195
Average Points per Game	22.3	12.2
TOTAL TOUCHDOWNS	46	22
Rushing	16	11
Passing	28	10
Interception Returns	0	0
Fumble Returns	1	1
Kickoff Returns	1	0
Punt Returns	0	0
Blocked Punt	0	0
SAFETIES	0	0
EXTRA POINTS/ATTEMPTS	44-45	21-22
FIELD GOALS/ATTEMPTS	12-26	14-26
Field Goal Percentage	46.2	53.8

1978 STEELER INDIVIDUAL STATISTICS

PASSING	Att.	Comp.	Yds.	Pct.	Avg./Att.	TD	Pct. TD	Int.	Pct. Int.	LG	Lost/Att.	Rating
Bradshaw	368	207	2915	56.3	7.92	28	7.6	20	5.4	70	21-222	84.8
Kruczek	11	5	46	45.5	4.18	0	0.0	2	18.2	21	4.49	—
Harris	1	0	0	0.0	0.00	0	0.0	0	0.0	0	0.0	—
Steelers												
Totals	380	212	2961	55.8	7.79	28	7.4	22	5.8	70	25-271	81.6
Opp. Total	442	221	2755	50.0	6.23	10	2.3	27	6.1	49	44-361	52.0

RUSHING	No.	Yards	Avg.	LG	TD
Harris	310	1082	3.5	37	8
Bleier	165	633	3.8	24	5
Thornton	71	264	3.7	27	2
Moser	42	153	3.6	15	0
Bradshaw	32	93	2.9	17	1
Deloplane	11	49	4.5	19	0
Maxson	4	9	2.3	7	0
Swann	1	7	7.0	7	0
Kruczek	5	7	1.4	8	0
STEELERS TOTAL	641	2297	3.6	37	16
Opp. Total	513	1774	3.5	30	11

RECEIVING	No.	Yards	Avg.	LG	TD
Swann	61	880	14.4	62	11
Stallworth	41	798	19.5	70	9
Grossman	37	448	12.1	26	1
Harris	22	144	6.5	15	0
Bleier	17	168	9.9	32	1
Cunningham	16	321	20.1	48	2
Smith	6	83	13.8	29t	2
Bell	6	53	8.8	15t	1
Thornton	5	66	13.2	24	1
Moser	1	-1	-1.0	-1	0
Bradshaw	0	1	—	1	0
STEELERS TOTALS	212	2961	14.0	70	28
Opp. Total	221	2755	12.5	49	10

INTERCEPTIONS	No.	Yards	Avg.	LG	TD
Dungy	6	95	15.8	65	0
Blount	4	55	13.8	35	0
Lambert	4	41	10.3	24	0
Johnson	4	24	6.0	21	0
Shell	3	21	7.0	20	0
Ham	3	7	2.3	7	0
Wagner	2	34	17.0	20	0
Toews	1	12	12.0	12	0
STEELERS TOTAL	27	289	10.7	65	0
Opp. Total	22	212	9.6	31	0

KICKOFF RETURNS	No.	Yards	Avg.	LG	TD
Thornton	1	37	37.0	37	0
L. Anderson	37	930	25.1	95t	1
Deloplane	1	19	19.0	19	0
Maxson	2	33	16.5	21	0
Smith	1	16	16.0	16	0
Moser	1	8	8.0	8	0
Mullins	1	0	0.0	0	0
STEELERS TOTAL	44	1043	23.7	95t	1
Opp. Total	60	1336	22.3	40	0

PUNT RETURNS	No.	FC	Yards	Avg.	LG	TD
Terry	7	0	80	11.4	24	0
Reutershan	20	0	148	7.4	18	0
Bell	21	2	152	7.2	18	0
Smith	9	0	65	7.2	13	0
Shell	1	0	6	6.0	6	0
STEELERS TOTAL	58	2	451	7.8	24	0
Opp. Total	38	9	239	6.3	42	0

PUNTING	No.	Yards	Avg.	TB	In 20	LG
Colquitt	66	2642	40.0	4	14	58
STEELERS TOTAL	66	2642	40.0	4	14	58
Opp. Total	82	3228	39.4	6	18	60

SCORING	TDR	TDP	TDRt	PAT	FG	TP
Gerela	—	—	—	45-44	26-12	80
Swann	0	11	0	—	—	66
Stallworth	0	9	0	—	—	54
Harris	8	0	0	—	—	48
Bleier	5	1	0	—	—	36
Thornton	2	1	0	—	—	18
Cunningham	0	2	0	—	—	12
Smith	0	2	0	—	—	12
Bradshaw	1	0	0	—	—	6
Bell	0	1	0	—	—	6
L. Anderson	0	0	1	—	—	6
Shell	0	0	1	—	—	6
Grossman	0	1	0	—	—	6
STEELERS TOTAL	16	28	2	45-44	26-12	356
Opp. Total	11	10	1	22-21	26-14	195

1978 STEELER POSTSEASON STATISTICS

TEAM

	Steelers	Opponents
Total First Downs	64	45
Rushing	19	16
Passing	37	24
Penalty	8	5
3rd Down Efficiency	14-38	13-41
Total Net Yards	1161	677
Total Offensive Plays	193	178
Avg. Gain per Play	6.0	3.8
Avg. Gain per Game	387.0	225.7
Net Yards Rushing	398	300
Total Rushing Plays	111	85
Avg. Gain per Rush	3.6	3.5
Avg. Gain Rush. per Game	132.7	100.0
Net Yards Passing	763	377
Lost Attempting to Pass	4-27	15-115
Gross Yards Passing	790	492
Att./Comp./Intercep.	78-44-4	78-41-6
Percent Completed	56.4	52.6
Avg. Gain per Pass. Att.	9.3	4.0
Avg. Gain per Pass. Comp.	18.0	12.0
Avg. Net Pass per Game	254.3	125.7
Punts/Yards/Avg.	6-254-42.3	18-639-35.5
Punt Ret./Yards/Average	14-146-10.4	4-63-15.8
Kickoff Ret./Yards/Average	8-146-18.3	20-353-17.7
Interceptions/Yards/Average	6-103-17.2	4-31-7.8
Penalties/Yards	20-155	26-241
Fumbles/Lost	12-6	11-8
Total Points	102	46
Avg. Points per Game	34.0	15.3
Touchdowns	13	5
Rushing	5	1
Passing	8	3
Interception Returns	0	1
Safeties	0	0
Extra Points	13-12	5-5
Field Goals	7-4	4-3

INDIVIDUAL

	Att.	Comp.	Yds.	Pct.	TD	Int.	LG	Lost/Att.
PASSING								
Bradshaw	78	44	790	56.4	8	4	75t	4-27
Kruczek	0	0	0	0.0	0	0	0	0-0
Steelers Total	78	44	790	56.4	8	4	75t	4-27
Opp. Total	78	41	492	52.6	3	6	39t	15-115

	Att.	Yds.	Avg.	LG	TD
RUSHING					
Harris	64	224	3.5	22t	4
Bleier	20	74	3.7	17t	1
Deloplaine	4	32	8.0	23	0
Bradshaw	11	28	2.5	13	0
Thornton	5	26	5.2	14	0
Moser	5	13	2.6	5	0
Smith	1	4	4.0	4	0
Kruczek	1	-3	-3.0	-3	0
Steelers Total	111	398	3.6	23	5
Opp. Total	85	300	3.5	29	1

	Att.	Yds.	Avg.	LG	TD
RECEIVING					
Stallworth	14	288	20.6	75t	4
Swann	13	274	21.1	38t	3
Grossman	9	136	15.1	29	0
Bleier	5	49	9.8	16	1
Bell	2	21	10.5	12	0
Harris	1	22	22.0	22	0
Steelers Total	44	790	18.0	75t	8
Opp. Total	41	492	12.0	39t	3

	Att.	Yds.	Avg.	LG	TD
INTERCEPTIONS					
Blount	2	29	14.5	16	0
Toews	1	35	35.0	35	0
Johnson	1	34	34.0	34	0
Shell	1	5	5.0	5	0
Ham	1	0	9.0	0	0
Steelers Total	6	103	17.2	35	0
Opp. Total	4	31	7.8	21	0

	No.	Yds.	Avg.	LG	TD
KICKOFF RETURNS					
Deloplaine	1	21	21.0	21	0
Anderson, L.	6	117	19.5	30	0
Thornton	1	8	8.0	8	0
Steelers Totals	8	146	18.3	30	0
Opp. Total	20	353	17.7	35	0

	No.	FC	Yds.	Avg.	LG	TD
PUNT RETURNS						
Deloplaine	1	0	21	21.0	21	0
Bell	13	1	125	9.6	30	0
Smith	0	1	0	0.0	0	0
Steelers Total	14	2	146	10.4	30	0
Opp. Total	4	1	63	15.8	22	0

1978 STEELER REVIEW

Pittsburgh 28, Buffalo 17

Sept. 3 at Buffalo, 64,147

The Steelers limited their mistakes and after a sluggish first quarter, they put together back-to-back scoring drives to take command of the game in the second quarter. They gained just 23 yards in the opening 15 minutes but Terry Bradshaw and John Stallworth made the key plays in the first drive and then the Steeler quarterback hit Stallworth and Lynn Swann for the big gainers in the second drive. Although Franco Harris failed to gain 100 yards, he did move into eighth place on the all-time rushing list. The Pittsburgh defense limited the Bills to 59 yards in the first three quarters but Bill Munson relieved Joe Ferguson at quarterback and led his team to three scores. The Steelers made just one turnover, had no fumbles and cut their penalties to five while sacking the Buffalo QBs three times. Bradshaw was well protected and five of his 14 completions were for 20 yards or more.

Pittsburgh	0	14	0	14	28
Buffalo	0	0	0	17	17

Pitt.—Stallworth 28-yard pass from Bradshaw (Gerela kick)	(8-65)
Pitt.—Harris 1-yard run (Gerela kick)	(7-72)
Pitt.—Thornton 2-yard run (Gerela kick)	(6-55)
Buf.—Lewis 22-yard pass from Munson (Dempsey kick)	(7-58)
Buf.—Dempsey FG 32 yards	(6-68)
Pitt.—Bell 15-yard pass from Bradshaw (Gerela kick)	(9-73)
Buf.—Gant 3-yard pass from Munson (Dempsey kick)	(7-69)

TEAM STATISTICS

	Pittsburgh	Buffalo
First Downs—Rush.—Pass.—Pen.	21(10-9-2)	16(6-8-2)
Net Offensive Ydg.—Plays—Avg.	359-62-5.8	264-58-4.6
Rushing Ydg.—Attempts—Avg.	142-43-3.3	100-29-2.9
Net Pass. Ydg.—Yds. Lost Att.	217(0-0)	164(3-27)
Passes—Comp.—Int.	19-14-1	26-13-1
Total Return Yardage	88	99
Punts—No.—Avg.	4-39.0	6-43.0
Fumbles—No.—Lost	0-0	0-0
Penalties—No.—Yds.	5-54	9-62

INDIVIDUAL STATISTICS

Rushing

Pittsburgh—Harris 27 for 96, Thornton 7 for 33, Bleier 6 for 19, Bradshaw 3 for -6.

Buffalo—Miller 20 for 60, D. Johnson 2 for 31, Braxton 7 for 9.

Passing

Pittsburgh—Bradshaw 14 of 19 for 217 yards, 2 TDs, 1 int.

Buffalo—Ferguson 3 of 10 for 20 yards, 1 int., Munson 10 of 16 for 171 yards.

Receiving

Pittsburgh—Stallworth 3 for 86, Cunningham 3 for 70, Harris 3 for 32, Swann 3 for 11, Bell 1 for 15, Bleier 1 for 3.

Buffalo—Miller 6 for 97, Gant 3 for 31, Lewis 2 for 46, D. Johnson 1 for 9, Braxton 1 for 8.

Pittsburgh 21, Seattle 10

Sept. 10 at Pittsburgh, 48,277

The Steelers received outstanding defensive performances from their line and linebackers and were able to contain talented Jim Zorn while Terry Bradshaw threw for over 200 yards and two TDs for the second straight week. L. C. Greenwood and John Banaszak, a surprise starter at tackle, shared three of the Steelers' four sacks while the latter added seven unassisted tackles. Jack Lambert had an interception and a fumble recovery and Jack Ham got another fumble and the Steelers' fourth sack. Bradshaw was forced to throw 33 times because of a defense stacked against the run. He connected on five of six, four of which were to Lynn Swann, late in the third quarter to key the TD drive that put the game out of reach. The Steelers were able to control the football by making ten of 15 third down attempts while Seattle could convert just four of 12.

Seattle	0	7	3	0	10
Pittsburgh	0	14	0	7	21

Pitt.—Swann 5-yard pass from Bradshaw (Gerela kick)	(9-50)
Pitt.—Thornton 20-yard pass from Bradshaw (Gerela kick)	(7-76)
Sea.—Sims 1-yard run (Herrera kick)	(8-80)
Sea.—Herrera FG 20 yards	(11-48)
Pitt.—Harris 1-yard run (Gerela kick)	(15-75)

TEAM STATISTICS

	Seattle	Pittsburgh
First Downs—Rush.—Pass.—Pen.	18(6-8-4)	26(11-14-1)
Net Offensive Ydg.—Plays—Avg.	247-54-4.6	336-75-4.5
Rushing Ydg.—Attempts—Avg.	93-28-3.3	151-40-3.8
Net Pass. Ydg.—Yds. Lost Att.	154(4-20)	185(2-28)
Passes—Comp.—Int.	22-11-1	33-17-0
Total Return Yardage	86	77
Punts—No.—Avg.	4-38.0	3-41.7
Fumbles—No.—Lost	2-2	2-1
Penalties—No.—Yds.	7-52	8-65

INDIVIDUAL STATISTICS

Rushing

Seattle—Hunter 10 for 37, Testerman 4 for 29, Sims 9 for 20, Crawford 4 for 6, Zorn 1 for 1.

Pittsburgh—Harris 18 for 64, Bleier 12 for 48, Moser 2 for 20, Thornton 5 for 13, Bradshaw 3 for 6.

Passing

Seattle—Zorn 11 of 22 for 174 yards, 1 int.

Pittsburgh—Bradshaw 17 of 33 for 213 yards.

Receiving

Seattle—Largent 4 for 88, Sims 3 for 18, Howard 1 for 42, Hunter 1 for 13, Raible 1 for 8, Crawford 1 for 5.

Pittsburgh—Swann 6 for 65, Cunningham 4 for 45, Stallworth 2 for 38, Bleier 2 for 30, Thornton 1 for 20, Grossman 1 for 11, Harris 1 for 4.

Pittsburgh 28, Cincinnati 3

Sept. 17 at Cincinnati, 50,260

The Steelers scored on their first two possessions and went on to hand the Bengals their third straight defeat. The Steelers were near-perfect offensively in the first half as they gained 314 yards on their way to a 447 yard game, the fourth highest in Chuck Noll's ten years as the Steeler coach. Terry Bradshaw took over the NFL passing lead as he had his third straight 200-yard game while the Steelers rushed for over 200 yards for the first time in 1978. The defense totally dominated the Bengal offense which played without quarterback Ken Anderson. Of the 17 Bengal pass completions, none was for more than 19 yards and their rushing yardage of 56 was the second time in three games the Steelers had held their opponents under 100. It was the widest Steeler victory margin in their 17 meetings with Cincinnati and their seventh victory in the last eight games against the Bengals.

Pittsburgh	14	7	7	0	28
Cincinnati	0	3	0	0	3

Pitt.—Bleier 5-yard run (Gerela kick)	(6-63)
Pitt.—Harris 15-yard run (Gerela kick)	(5-54)
Cin.—Bahr FG 33 yards	(11-45)
Pitt.—Cunningham 28-yard pass from Bradshaw (Gerela kick)	(5-80)
Pitt.—Swann 12-yard pass from Bradshaw (Gerela kick)	(8-89)

TEAM STATISTICS

	Pittsburgh	Cincinnati
First Downs—Rush.—Pass.—Pen.	26(11-13-2)	9(2-6-1)
Net Offensive Ydg.—Plays—Avg.	447-70-6.4	179-55-3.3
Rushing Ydg.—Attempts—Avg.	212-49-4.3	56-19-2.9
Net Pass. Ydg.—Yds. Lost Att.	235(1-7)	123(0-0)
Passes—Comp.—Int.	20-14-1	36-17-2
Total Return Yardage	145	114
Punts—No.—Avg.	4-43.7	10-42.4
Fumbles—No.—Lost	3-3	1-0
Penalties—No.—Yds.	6-46	7-99

INDIVIDUAL STATISTICS

Rushing

Pittsburgh—Bleier 12 for 75, Harris 16 for 73, Thornton 15 for 45, Bradshaw 1 for 10, Moser 2 for 7, Maxson 2 for 5, Kruczek 1 for —3. Cincinnati—P. Johnson 9 for 27, A. Griffin 6 for 18, Reaves 1 for 10, Curtis 1 for 1, Turner 2 for 0.

Passing

Pittsburgh—Bradshaw 14 of 19 for 242 yards, 2 TDs, 1 int., Kruczek 0 of 1. Cincinnati—Reaves 16 of 32 for 114 yards, 2 ints., Hertel 1 of 4 for 9 yards.

Receiving

Pittsburgh—Swann 5 for 78, Cunningham 4 for 107, Stallworth 2 for 27, Grossman 1 for 18, Bleier 1 for 8, Harris 1 for 4.

Cincinnati—A. Griffin 6 for 28, P. Johnson 5 for 31, Turner 2 for 7, Law 1 for 19, Brooks 1 for 17, Curtis 1 for 12, Corbett 1 for 9.

Pittsburgh 15, Cleveland 9

Sept. 24 at Pittsburgh, 49,513

The Steelers took over sole possession of first place in the AFC Central as they knocked the Browns out of the unbeaten ranks and handed them their ninth straight defeat at Three Rivers. Terry Bradshaw's 100th career TD pass on a flea-flicker play was the game's only TD and came at 3:43 of overtime. It followed a controversial call on a Steeler fumble on the kickoff return which started the extra period. The Steelers came back from their first deficit of the year to tie the game on Roy Gerela's two fourth quarter field goals, the last coming with 2:35 to play. The Browns had two TD passes nullified by penalties and outgained the Steelers 145 to 79 in the first half. The Steelers had the upper hand in the second half with 260 yards to 54. The Steelers ran their string of quarters without allowing a TD to 10.

Cleveland	0	6	3	0	0	9
Pittsburgh	3	0	0	6	6	15

Pitt.—Gerela FG 19 yards	(6-34)
Clev.—Cockroft FG 43 yards	(9-55)
Clev.—Cockroft FG 30 yards	(3-1)
Clev.—Cockroft FG 41 yards	(5-32)
Pitt.—Gerela FG 33 yards	(10-50)
Pitt.—Gerela FG 36 yards	(7-53)
Pitt.—Cunningham 37-yard pass from Bradshaw	(9-79)

TEAM STATISTICS

	Cleveland	Pittsburgh
First Downs—Rush.—Pass.—Pen.	19(6-6-7)	18(7-9-2)
Net Offensive Ydg.—Plays—Avg.	199-69-2.9	339-70-4.8
Rushing Ydg.—Attempts—Avg.	97-32-3.0	139-37-3.7
Net Pass. Ydg.—Yds. Lost Att.	102(5-37)	200(1-8)
Passes—Comp.—Int.	32-14-2	32-14-2
Total Return Yardage	124	216
Punts—No.—Avg.	6-41.7	6-35.7
Fumbles—No.—Lost	1-0	1-1
Penalties—No.—Yds.	8-68	11-119

INDIVIDUAL STATISTICS

Rushing

Cleveland—M. Pruitt 14 for 42, Newsome 2 for 24, C. Miller 6 for 17, Sipe 3 for 9, Rucker 1 for 5, Collins 6 for 0.

Pittsburgh—Harris 26 for 84, Bleier 9 for 28, Bradshaw 2 for 27.

Passing

Cleveland—Sipe 14 of 32 for 139 yards, 2 ints.

Pittsburgh—Bradshaw 14 of 32 for 208 yards, 1 TD and 2 ints.

Receiving

Cleveland—M. Pruitt 4 for 1, Logan 3 for 46, Rucker 2 for 37, Newsome 2 for 19, Sullivan 1 for 20, C. Miller 2 for 12, Collins 1 for 4.

Pittsburgh—Swann 6 for 83, Harris 3 for 9, Cunningham 2 for 69, Stallworth 2 for 40, Bleier 1 for 7.

Pittsburgh 28, New York Jets 17

Oct. 1 at New York, 52,058

The Steelers took a two game lead in the Central Division as they won their first five games of the season for the first time in their history while Cleveland lost to Houston which left both of those teams tied with 3-2 records. Scoring the first time they had the ball in each half, the Steelers again relied mostly on their passing game as Terry Bradshaw and Lynn Swann tied career highs with three TD passes and seven receptions respectively. The Jets had great success running the ball against the Steeler defense and gained 140 yards on the ground in the first half to become the first team to rush for more than 100 yards against the Steelers this season. Pittsburgh's defense balanced that negative with five sacks which cost the Jets 50 yards with Joe Greene and Loren Toews each in on two.

Pittsburgh	7	7	14	0	28
New York Jets	0	10	7	0	17

Pitt.—Swann 10-yard pass from Bradshaw (Gerela kick)	(9-50)
NYJ—Harper 11-yard run (Leahy kick)	(7-64)
Pitt.—Stallworth 14-yard pass from Bradshaw (Gerela kick)	(8-66)
NYJ—Leahy FG 47 yards	(14-50)
Pitt.—Swann 26-yard pass from Bradshaw (Gerela kick)	(6-63)
Pitt.—Thornton 1-yard run (Gerela kick)	(7-29)
NYJ—Long 2-yard run (Leahy kick)	(8-30)

TEAM STATISTICS

	Pittsburgh	New York Jets
First Downs—Rush.—Pass.—Pen.	20(9-11-0)	18(9-7-2)
Net Offensive Ydg.—Plays—Avg.	327-65-5.0	297-64-4.6
Rushing Ydg.—Attempts—Avg.	138-39-3.5	155-36-4.4
Net Pass. Ydg.—Yds. Lost Att.	189(0-0)	142(5-50)
Passes—Comp.—Int.	26-17-1	23-9-1
Total Return Yardage	141	62
Punts—No.—Avg.	2-43.0	4-41.8
Fumbles—No.—Lost	1-1	0-0
Penalties—No.—Yds.	2-7	4-17

INDIVIDUAL STATISTICS

Rushing

Pittsburgh—Harris 20 for 67, Thornton 8 for 29, Bleier 6 for 22, Moser 3 for 14, Maxson 1 for 6, Bradshaw 1 for 0.

New York Jets—Dierking 9 for 46, Long 10 for 41, Robinson 3 for 33, Harper 5 for 26, Gaines 7 for 12, Walker 1 for —3.

Passing

Pittsburgh—Bradshaw 17 of 25 for 189 yards, 3 TDs, 1 int., Harris 0 of 1.

New York Jets—Robinson 9 of 23 for 192 yards, 1 int., Dierking 0 of 1.

Receiving

Pittsburgh—Swann 7 for 100, Stallworth 4 for 43, Bleier 2 for 18, Smith 1 for 14, Harris 1 for 7, Thornton 1 for 4, Cunningham 1 for 2, Bradshaw 0 for 1.

New York Jets—Dierking 3 for 27, Walker 2 for 93, Gaffney 2 for 49, Long 1 for 13, Gaines 1 for 10.

Pittsburgh 31, Atlanta 7

Oct. 8 at Pittsburgh, 48,202

Terry Bradshaw and Franco Harris provided the offense and the defense came up with four turnovers and five QB sacks to lead the Steelers to their ninth straight home-field victory over an NFC foe. They scored three of the first five times they had the ball. Bradshaw topped the 200-yard mark for the fifth time in six games and continued to make the big third-down plays, converting eight of 11, including a 70-yarder to John Stallworth whose six catches matched a personal high. Harris had his first 100-yard game of the season and 29th of his career with 86 coming in the first half when the Steelers built a 212-61 edge in yardage. L. C. Greenwood had two first-half sacks while Joe Greene added one and a fumble recovery. Mel Blount had his 36th career interception and Loren Toews continued his fine play with another steal and 12 tackles.

Atlanta	0	0	0	7	7
Pittsburgh	3	14	7	7	31

Pitt.—Gerela FG 21 yards	(18-85)
Pitt.—Bleier 8-yard run (Gerela kick)	(9-80)
Pitt.—Bradshaw 6-yard run (Gerela kick)	(6-61)
Pitt.—Bleier 2-yard run (Gerela kick)	(5-80)
Pitt.—Stallworth 11-yard pass from Bradshaw (Gerela kick)	(8-71)
Atl.—Francis 11-yard pass from Bartkowski (Steinfort kick)	(7-46)

TEAM STATISTICS

	Atlanta	Pittsburgh
First Downs—Rush.—Pass.—Pen.	20(8-9-3)	28(14-10-4)
Net Offensive Ydg.—Plays—Avg.	257-72-3.6	387-64-6.0
Rushing Ydg.—Attempts—Avg.	113-34-3.3	181-44-4.1
Net Pass. Ydg.—Yds. Lost Att.	114(5-44)	206(2-25)
Passes—Comp.—Int.	33-17-2	18-13-0
Total Return Yardage	177	43
Punts—No.—Avg.	3-34.0	2-35.5
Fumbles—No.—Lost	3-2	4-3
Penalties—No.—Yds.	4-38	8-74

INDIVIDUAL STATISTICS

Rushing

Atlanta—Bean 17 for 48, Stanback 12 for 38, Patton 3 for 20, Bartkowski 2 for 7.

Pittsburgh—Harris 20 for 104, Bleier 13 for 46, Thornton 8 for 30, Bradshaw 2 for 3, Maxson 1 for -2.

Passing

Atlanta—Bartkowski 17 of 33 for 188 yards, 1 TD, 2 ints.

Pittsburgh—Bradshaw 13 of 18 for 231 yards, 1 TD.

Receiving

Atlanta—Ryckman 5 for 88, Francis 4 for 58, Bean 3 for 11, Esposito 2 for 7, Pearson 1 for 12, Mitchell 1 for 7, Patton 1 for 5.

Pittsburgh—Stallworth 6 for 114, Swann 3 for 64, Cunningham 2 for 28, Grossman 1 for 16, Thornton 1 for 9.

Pittsburgh 34, Cleveland 14

Oct. 15 at Cleveland, 81,302

Larry Anderson's 95-yard kickoff return, the third longest in Steeler history provided the big play and spark the Steelers needed as they stretched their division lead to three games. The return came with just a minute and a half left in the first half and erased the only Cleveland lead of the game. The Browns had four turnovers, three in the first quarter which cost them two good scoring chances and gave the Steelers their two field goals, while the Steelers did not lose the ball once. This disparity ultimately proved the difference in a game that was closer than the final score indicates. The Pittsburgh defense gave up a season-high 360 yards but used key plays by Mike Wagner, Mel Blount, Donnie Shell and Joe Greene to thwart Cleveland's offense. Although held to 41 yards, Franco Harris became the 7th leading rusher of all-time with 6,824 yards.

Pittsburgh	6	7	14	7	34
Cleveland	0	7	0	7	14

Pitt.—Gerela FG 23 yards	(4-9)
Pitt.—Gerela FG 44 yards	(7-21)
Clev.—Logan 17-yard pass from Sipe (Cockroft kick)	(9-70)
Pitt.—L. Anderson 95-yard kickoff return (Gerela kick)	
Pitt.—Swann 28-yard pass from Bradshaw (Gerela kick)	(11-69)
Pitt.—Bleier 1-yard run (Gerela kick)	(10-71)
Clev.—Rucker 18-yard pass from Sipe (Cockroft kick)	(13-83)
Pitt.—Stallworth 32-yard pass from Bradshaw (Gerela kick)	(3-47)

TEAM STATISTICS

	Pittsburgh	Cleveland
First Downs—Rush.—Pass.—Pen.	20(9-8-3)	19(7-10-2)
Net Offensive Ydg.—Plays—Avg.	321-62-5.2	360-75-4.8
Rushing Ydg.—Attempts—Avg.	168-38-4.4	132-38-3.5
Net Pass. Ydg.—Yds. Lost Att.	153(3-22)	228(2-24)

Passes—Comp.—Int.	21-10-0	35-19-2
Total Return Yardage	181	163
Punts—No.—Avg.	5-39.8	4-31.3
Fumbles—No.—Lost	4-0	3-2
Penalties—No.—Yds.	6-41	10-90

INDIVIDUAL STATISTICS

Rushing

Pittsburgh—Bleier 13 for 57, Harris 15 for 41, Thornton 5 for 38, Deloplain 3 for 34, Bradshaw 1 for 0, Kruczek 1 for -2.

Cleveland—Hill 10 for 42, M. Miller 3 for 33, C. Miller 11 for 24, Sipe 2 for 11, M. Pruitt 5 for 10, G. Pruitt 6 for 8, Newsome 1 for 4.

Passing

Pittsburgh—Bradshaw 10 of 21 for 175 yards, 2 TDs.

Cleveland—Sipe 17 of 30 for 213 yards, 2 TDs and 2 ints., M. Miller 2 of 5 for 39 yards.

Receiving

Pittsburgh—Swann 5 for 76, Stallworth 2 for 68, Grossman 2 for 25, Bell 1 for 6.

Cleveland—Rucker 4 for 95, Newsome 3 for 47, Hill 3 for 34, M. Pruitt 3 for 19, C. Miller 3 for 11, Logan 2 for 38, G. Pruitt 1 for 8.

Houston 24, Pittsburgh 17

Oct. 23 at Pittsburgh, 48,021

The determined Oilers handed the Steelers their first loss of the season as they controlled the line of scrimmage offensively and defensively. It was a critical victory for Houston and kept the Steelers from moving four games in front at the halfway point. In addition to allowing the Oilers 169 yards rushing, the Steelers' own ground game was limited to 113 yards. These statistics combined with Houston's third-down proficiency opposed to the Steelers' failure in the same area proved the difference in a game the Steelers could have tied twice in the last five minutes when they moved to the 15 and 14-yard lines. In all, Pittsburgh was inside the 22 five times and could come up with just a field goal. Randy Grossman's nine receptions, the most for a Steeler since 1968, could not offset Earl Campbell's three TDs and Dan Pastorini's fine overall performance.

Houston	0	10	7	7	24
Pittsburgh	0	10	0	7	17

Hou.—Campbell 1-yard run (Fritsch kick)	(13-80)
Pitt.—Swann 25-yard pass from Bradshaw (Gerela kick)	(8-68)
Pitt.—Gerela FG 30 yards	(5-11)
Hou.—Fritsch FG 39 yards	(6-41)
Hou.—Campbell 3-yard run (Fritsch kick)	(11-70)
Hou.—Campbell 1-yard run (Fritsch kick)	(9-78)
Pitt.—Swann 6-yard pass from Bradshaw (Gerela kick)	(9-50)

TEAM STATISTICS

	Houston	Pittsburgh
First Downs—Rush.—Pass.—Pen.	22(12-7-3)	21(6-12-3)
Net Offensive Ydg.—Plays—Avg.	329-62-5.3	328-65-5.0
Rushing Ydg.—Attempts—Avg.	169-43-3.9	113-31-3.6
Net Pass. Ydg.—Yds. Lost Att.	160(0-0)	226(1-11)
Passes—Comp.—Int.	19-13-0	33-17-1
Total Return Yardage	65	120
Punts—No.—Avg.	4-40.5	3-41.3
Fumbles—No.—Lost	2-1	2-0
Penalties—No.—Yds.	6-51	7-53

INDIVIDUAL STATISTICS

Rushing

Houston—Campbell 21 for 89, Carpenter 12 for 42, Caster 2 for 22, Coleman 4 for 12, T. Wilson 2 for 5, Pastorini 2 for -1.

Pittsburgh—Harris 16 for 56, Bleier 12 for 31, Bradshaw 2 for 26, Thornton 1 for 0.

Passing

Houston—Pastorini 13 of 19 for 160 yards.

Pittsburgh—Bradshaw 17 of 33 for 226 yards, 2 TDs, 1 int.

Receiving

Houston—Carpenter 4 for 23, Barber 3 for 47, Caster 2 for 30, Coleman 1 for 23, Renfro 1 for 16, Burrough 1 for 13, T. Wilson 1 for 8.

Pittsburgh—Grossman 9 for 116, Swann 3 for 32, Stallworth 2 for 55, Harris 2 for 15, Bleier 1 for 8.

Pittsburgh 27, Kansas City 24

Oct. 29 at Pittsburgh, 48,185

The Steelers survived a strong second half Kansas City comeback and took a three game lead in the AFC Central. After a very productive first half, both offensively and defensively, Pittsburgh lost some of its intensity after the intermission and the Chiefs were quick to capitalize, scoring two TDs in less than two minutes early in the third quarter to cut a comfortable Steeler lead to three points. The fired-up Chiefs completely stifled the Steeler offense that had scored 3 TDs and gained 188 yards in the first half while the Kansas City rushing game rolled up 186 yards. An injury to Terry Bradshaw's right elbow was a factor in the lack of offense and Mike Kruczek played the final quarter. But the Steelers needed Donnie Shell's first pro TD, a 17-yard fumble return that was forced by Robin Cole, and Jack Ham's recovery of an onside kick to insure the surprisingly tough victory.

Kansas City	3	0	14	7	24
Pittsburgh	7	13	7	0	27

KC—Stenerud FG 25 yards	(3-4)
Pitt.—Harris 1-yard run (Gerela kick)	(13-77)
Pitt.—Harris 11-yard run (Gerela kick)	(13-83)
Pitt.—Stallworth 23-yard pass from Bradshaw (Kick failed)	(6-42)
KC—McKnight 19-yard run (Stenerud kick)	(6-58)
KC—Reed 16-yard run (Stenerud kick)	(3-25)
Pitt.—Shell 17-yard fumble return (Gerela kick)	
KC—Morgado 2-yard run (Stenerud kick)	(10-62)

TEAM STATISTICS

	Kansas City	Pittsburgh
First Downs—Rush.—Pass.—Pen.	20(13-6-1)	17(9-5-3)
Net Offensive Ydg.—Plays—Avg.	327-67-4.9	215-59-3.6
Rushing Ydg.—Attempts—Avg.	186-38-4.9	135-40-3.4
Net Pass. Ydg.—Yds. Lost Att.	141(1-7)	80(4-39)
Passes—Comp.—Int.	28-15-2	15-8-2
Total Return Yardage	117	89
Punts—No.—Avg.	4-38.8	4-43.3
Fumbles—No.—Lost	2-1	1-1
Penalties—No.—Yds.	10-100	10-79

INDIVIDUAL STATISTICS

Rushing

Kansas City—Morgado 19 for 74, McKnight 8 for 70, Reed 6 for 19, Livingston 3 for 17, Belton 2 for 6.

Pittsburgh—Harris 25 for 90, Bleier 9 for 23, Thornton 4 for 9, Swann 1 for 7, Bradshaw 1 for 6.

Passing

Kansas City—Livingston 15 of 28 for 148 yards, 2 ints.

Pittsburgh—Bradshaw 7 of 13 for 109 yards, 1 TD, 2 ints., Kruczek 1 of 2 for 10 yards.

Receiving

Kansas City—Reed 6 for 64, White 3 for 20, Marshall 2 for 31, McKnight 1 for 14, Morgado 1 for 8, Lane 1 for 6, Belton 1 for 5.

Pittsburgh—Swann 5 for 80, Stallworth 1 for 23, Grossman 1 for 10, Bleier 1 for 6.

Pittsburgh 20, New Orleans 14

Nov. 5 at Pittsburgh, 48,525

Terry Bradshaw combined with Rocky Bleier on a 24-yard scoring pass with 1:51 to play which enabled the Steelers to survive an aerial bombardment by Archie Manning who completed 22 passes for 344 yards. The TD catch was Bleier's first ever in regular season play and he added a game-leading 84 yards rushing. Manning brought the Saints from behind twice with long scoring drives and could have had more points except for a

fumble on the Steeler five and an interception on the 17-yard line, both in the second quarter. Franco Harris became the seventh player in pro football history to gain 7,000 yards when he gained 32 yards on the Steelers' first possession. But the day belonged to Bleier and the quarterbacks as Bradshaw threw for 200 yards or more for the seventh time in 10 games and continued as the NFL's leading passer with a league-leading 18 TD passes which equalled his career high.

New Orleans	0	7	0	7	14
Pittsburgh	3	0	10	7	20

Pitt.—Gerela FG 27 yards	(10-70)
NO—Mauti 5-yard pass from Manning (Mike-Mayer kick)	(11-70)
Pitt.—Swann 6-yard pass from Bradshaw (Gerela kick)	(12-77)
Pitt.—Gerela FG 21 yards	(10-62)
NO—Galbreath 5-yard run (Mike-Mayer kick)	(8-80)
Pitt.—Bleier 24-yard pass from Bradshaw (Gerela kick)	(8-66)

TEAM STATISTICS

	New Orleans	Pittsburgh
First Downs—Rush.—Pass.—Pen.	23(7-14-2)	20(6-12-2)
Net Offensive Ydg.—Plays—Avg.	421-65-6.5	345-57-6.1
Rushing Ydg.—Attempts—Avg.	81-32-2.5	145-34-4.3
Net Pass. Ydg.—Yds. Lost Att.	340(1-4)	200(0-0)
Passes—Comp.—Int.	32-22-1	23-16-1
Total Return Yardage	62	115
Punts—No.—Avg.	2-60.0	1-28.0
Fumbles—No.—Lost	1-1	2-1
Penalties—No.—Yds.	7-75	7-48

INDIVIDUAL STATISTICS

Rushing

New Orleans—Muncie 15 for 39, Galbreath 13 for 38, Strachan 2 for 5, Manning 2 for —1.

Pittsburgh—Bleier 17 for 84, Harris 15 for 57, Bradshaw 2 for 4.

Passing

New Orleans—Manning 22 of 32 for 344 yards, 1 TD and 1 int.

Pittsburgh—Bradshaw 16 of 23 for 200 yards, 2 TDs and 1 int.

Receiving

New Orleans—Child 5 for 83, Galbreath 5 for 54, Harris 4 for 75, Muncie 3 for 58, Chandler 2 for 39, Owens 2 for 30, Mauti 1 for 5.

Pittsburgh—Harris 4 for 37, Bleier 3 for 46, Grossman 3 for 44, Swann 3 for 40, Stallworth 3 for 33.

Los Angeles 10, Pittsburgh 7

Nov. 12 at Los Angeles, 63,089

With a little more than five minutes to play, the Steelers, overworked defense finally cracked when Pat Haden flipped a 10-yard pass to Willie Miller. It ruined a gutty performance by the Pittsburgh defensive unit which played most of the second half in its own territory. The Rams had a 73-51 advantage in plays and 20 more snaps in the second half than the Steelers. Twice in the opening half the Steelers got to the LA 13-yard line without scoring when Terry Bradshaw threw a first-down interception and Roy Gerela missed a 31-yard field goal. The Steelers took the second half kickoff and got into the end zone on a very impressive 70-yard drive but that ended their offense for the game as a combination of a tough LA defense and poor field position kept them hemmed in for almost the rest of the half. They had a minus 13 yards on their remaining six possessions and their only two first downs came on penalties. Their seven points and 59 yards rushing were all season lows and for the first time all season Bradshaw threw three interceptions in one game.

Pittsburgh	0	0	7	0	7
Los Angeles	0	0	3	7	10

Pitt.—Swann 14-yard pass from Bradshaw (Gerela kick)	(8-70)
LA—Corral FG 37 yards	(14-55)
LA—Miller 10-yard pass from Haden (Corral kick)	(8-56)

TEAM STATISTICS

	Pittsburgh	Los Angeles
First Downs—Rush.—Pass.—Pen.	12(1-8-3)	14(8-5-1)
Net Offensive Ydg.—Plays—Avg.	174-51-3.4	313-73-4.3
Rushing Ydg.—Attempts—Avg.	59-25-2.4	192-44-4.4
Net Pass. Ydg.—Yds. Lost Att.	115(1-10)	121(2-19)
Passes—Comp.—Int.	25-11-3	27-14-0
Total Return Yardage	62	109
Punts—No.—Avg.	7-41.4	7-27.0
Fumbles—No.—Lost	2-0	3-2
Penalties—No.—Yards	5-48	9-115

INDIVIDUAL STATISTICS

Rushing

Pittsburgh—Harris 22 for 50, Bleier 2 for 7, Bradshaw 1 for 2.

Los Angeles—Cappelletti 20 for 106, McCutcheon 19 for 48, Haden 4 for 33, Young 1 for 5.

Passing

Pittsburgh—Bradshaw 11 of 25 for 125 yards, 1 TD, 3 ints.

Los Angeles—Haden 13 of 26 for 132 yards, 1 TD, Ferragamo 1 of 1 for 8 yards.

Receiving

Pittsburgh—Grossman 4 for 44, Swann 3 for 25, Stallworth 2 for 44, Bell 2 for 12.

Los Angeles—Young 3 for 34, Cappelletti 3 for 29, Nelson 2 for 15, Jessie 2 for 15, Waddy 1 for 30, Miller 1 for 10, Dennard 1 for 5, McCutcheon 1 for 2.

Pittsburgh 7, Cincinnati 6

Nov. 19 at Pittsburgh, 47,578

For the second week in a row, the Steeler offense struggled and could register just one touchdown as the defense rose to the occasion and shut down the Bengals' offense, holding them to two field goals and forcing five turnovers. Joe Greene with two fumble recoveries, Mel Blount with the 38th and 39th interceptions of his career and the combination of Mike Wagner's blitz and Jack Ham's recovery of Ken Anderson's subsequent fumble were the big plays which enabled the Steelers to hang on for their 10th win, a total they have reached in six of the last seven seasons. The Steelers also committed five turnovers which kept the pressure on the defense and ruined several good scoring opportunities. The Pittsburgh offensive output of 154 yards was the lowest since 1974 as Terry Bradshaw had his second straight off-game with four interceptions. His streak of throwing a TD pass in every game ended and Lynn Swann was held without a reception for the first time all season.

Cincinnati	3	3	0	0	6
Pittsburgh	0	7	0	0	7

Cin.—Bahr FG 29 yards	(9-69)
Pitt.—Bleier 1-yard run (Gerela kick)	(12-64)
Cin.—Bahr FG 48 yards	(5-35)

TEAM STATISTICS

	Cincinnati	Pittsburgh
First Downs—Rush.—Pass.—Pen.	15(7-6-2)	14(6-6-2)
Net Offensive Ydg.—Plays—Avg.	239-63-3.8	154-66-2.3
Rushing Ydg.—Attempts—Avg.	97-31-3.1	70-34-2.0
Net Pass. Ydg.—Yds. Lost Att.	142(3-22)	84(2-33)
Passes—Comp.—Int.	29-14-2	30-12-4
Total Return Yardage	91	119
Punts—No.—Avg.	6-34.7	7-37.7
Fumbles—No.—Lost	4-3	4-1
Penalties—No.—Yards	5-44	2-34

INDIVIDUAL STATISTICS

Rushing

Cincinnati—Turner 17 for 45, P. Johnson 10 for 27, Anderson 3 for 24, Davis 1 for 1.

Pittsburgh—Harris 22 for 64, Bleier 9 for 10, Moser 1 for 0, Thornton 1 for —1, Bradshaw 1 for —3.

Passing

Cincinnati—Anderson 14 of 29 for 164 yards, 2 ints.

Pittsburgh—Bradshaw 12 of 30 for 117 yards, 4 ints.

Receiving

Cincinnati—McInally 4 for 85, Turner 3 for 12, Bass 2 for 22, Corbett 2 for 16, P. Johnson 2 for 16, Law 1 for 13.

Pittsburgh—Grossman 6 for 66, Stallworth 3 for 52, Bleier 2 for 1, Harris 1 for -2.

Pittsburgh 24, San Francisco 7

Nov. 27 at San Francisco, 51,657

The Steelers clinched a playoff spot for the seventh straight year as they played their best overall game in seven weeks. The offense snapped out of a two week slump as Terry Bradshaw threw three TD passes to set a new team record of 22 in a season and Lynn Swann set personal highs with eight receptions and 134 yards. The running game matched its season high of 212 yards with rookie Rick Moser leading the ball-carriers with 63 yards as he filled in for Franco Harris who was rested in the second half because of a pinched nerve. The defense played its third straight outstanding game with the only 49er score coming after they recovered a fumble on the Pittsburgh five yard line. Five interceptions, two by Jack Ham, another season high, and four quarterback sacks resulted in SF gaining just 141 yards, the lowest allowed by the Steelers all season.

Pittsburgh	3	14	0	7	24
San Francisco	0	0	7	0	7

Pitt.—Gerela FG 42 yards (8-22)

Pitt.—Swann 22-yard pass from Bradshaw (Gerela kick) (11-80)

Pitt.—Swann 25-yard pass from Bradshaw (Gerela kick) (13-66)

SF—Hofer 2-yard run (Wersching kick) (4-5)

Pitt.—Stallworth 11-yard pass from Bradshaw (Gerela kick) (11-51)

TEAM STATISTICS

	Pittsburgh	San Francisco
First Downs—Rush.—Pass.—Pen.	22(9-12-1)	12(4-6-2)
Net Offensive Ydg.—Plays—Avg.	380-76-5.0	141-61-2.3
Rushing Ydg.—Attempts—Avg.	212-53-4.0	67-29-2.3
Net Pass. Ydg.—Yds. Lost Att.	168(2-27)	74(4-39)
Passes—Comp.—Int.	21-13-1	28-10-5
Total Return Yardage	91	134
Punts—No.—Avg.	3-42.3	5-39.8
Fumbles—No.—Lost	5-3	0-0
Penalties—No.—Yards	13-102	1-5

INDIVIDUAL STATISTICS

Rushing

Pittsburgh—Moser 15 for 63, Harris 12 for 61, Bleier 13 for 58, Thornton 7 for 24, Bradshaw 6 for 6.

San Francisco—Hofer 16 for 35, Ferrell 8 for 17, Bull 3 for 16, Williams 1 for 6, Solomon 1 for -7.

Passing

Pittsburgh—Bradshaw 13 of 21 for 195 yards, 3 TDs and 1 int.

San Francisco—Bull 10 of 28 for 113 yards, 5 ints.

Receiving

Pittsburgh—Swann 8 for 134, Stallworth 2 for 26, Grossman 2 for 24, Harris 1 for 11.

San Francisco—Seal 3 for 38, Ferrell 3 for 16, Harrison 2 for 21, Hofer 1 for 20, Solomon 1 for 18.

Pittsburgh 13, Houston 3

Dec. 3 at Houston, 54,261

In a brutally physical contest in which the casualties were heavy on both sides, the Steelers won their sixth AFC Central Division title in the last seven years and earned the right to play their first playoff game at home. They used their long-successful formula of a strong running game and a great defense plus the Oilers' loss of Earl Campbell in the first quarter with a rib injury. Franco Harris picked up a struggling offense with the 30th 100-yard game of his career, including a key 31-yard run to the 4-yard line late in the third quarter which set up the winning field goal. In the process, Harris registered his sixth 1,000-yard season and moved into fifth place on the all-time rushing list. The defense made the big plays, forcing six turnovers on three interceptions (two by Jack Lambert) and three fumble recoveries (two by Donnie Shell) which led to both field goals. It was the second time in three games a Steeler opponent failed to score a TD and the fourth time in the last five the defense allowed less than 100 yards rushing.

Pittsburgh	3	0	3	7	13
Houston	0	3	0	0	3

Pitt.—Gerela FG 41 yards	(8-28)
Hou.—Fritsch FG 37 yards	(4-4)
Pitt.—Gerela FG 23 yards	(8-46)
Pitt.—Stallworth 5-yard pass from Bradshaw (Gerela kick)	(11-80)

TEAM STATISTICS

	Pittsburgh	Houston
First Downs—Rush.—Pass.—Pen.	17(10-4-3)	9(4-5-0)
Net Offensive Ydg.—Plays—Avg.	251-75-3.3	164-54-3.0
Rushing Ydg.—Attempts—Avg.	177-48-3.7	81-26-3.1
Net Pass. Ydg.—Yds. Lost Att.	74(2-23)	83(1-8)
Passes—Comp.—Int.	25-11-1	27-10-3
Total Return Yardage	70	34
Punts—No.—Avg.	5-40.2	5-47.8
Fumbles—No.—Lost	1-1	4-3
Penalties—No.—Yards	6-55	5-35

INDIVIDUAL STATISTICS

Rushing

Pittsburgh—Harris 27 for 102, Bleier 13 for 66, Thornton 4 for 12, Moser 1 for 0, Bradshaw 3 for -3.

Baltimore—Coleman 15 for 45, Campbell 7 for 41, T. Wilson 3 for -2, Burrough 1 for -3.

Passing

Pittsburgh—Bradshaw 11 of 25 for 97 yards, 1 TD and 1 int.

Houston—Pastorini 10 of 27 for 91 yards, 3 ints.

Receiving

Pittsburgh—Grossman 4 for 36, Harris 4 for 20, Stallworth 2 for 39, Smith 1 for 2.

Houston—Burrough 3 for 19, Barber 2 for 37, Renfro 2 for 3, Rucker 1 for 22, Coleman 1 for 11, T. Wilson 1 for -1.

Pittsburgh 35, Baltimore 13

Dec. 9 at Pittsburgh, 41,957

In a driving snow storm, the Steelers set a new team record with their 13th victory as they scored their highest point total of the season and earned the home field advantage for the playoffs. Terry Bradshaw strengthened his bid for MVP honors in the AFC with an incredible performance in extremely poor conditions. He threw for three TDs and 240 yards as Randy Grossman and Jim Smith scored their first TDs of the season with the latter getting the first of his career. For the third straight game the defense held its opponent to under 200 yards and the Colts netted just 29 yards from their passing game which was hampered by a strong pass rush which resulted in three sacks and two interceptions. One of the Baltimore scores came on a Steeler fumble which was returned 44 yards. Robin Cole and Tony Dungy, both starting for injured regulars, made big defensive plays. The defense also recovered three Colt fumbles.

Baltimore	0	7	6	0	13
Pittsburgh	7	14	7	7	35

Pitt.—Stallworth 31-yard pass from Bradshaw (Gerela kick)	(5-55)
Pitt.—Harris 3-yard run (Gerela kick)	(5-87)
Pitt.—Harris 2-yard run (Gerela kick)	(1-2)
Balt.—Carr 5-yard pass from Troup (Linhart kick)	(4-44)
Balt.—Luce 44-yard fumble return (Kick failed)	
Pitt.—Grossman 12-yard pass from Bradshaw (Gerela kick)	(3-18)
Pitt.—Smith 29-yard pass from Bradshaw (Gerela kick)	(10-64)

TEAM STATISTICS

	Baltimore	Pittsburgh
First Downs—Rush.—Pass.—Pen.	11(2-5-4)	20(10-8-2)
Net Offensive Ydg.—Plays—Avg.	129-48-2.7	373-71-5.3
Rushing Ydg.—Attempts—Avg.	86-27-3.2	139-48-2.9
Net Pass. Ydg.—Yds. Lost Att.	43(2-19)	234(2-13)
Passes—Comp.—Int.	19-8-2	21-12-2
Total Return Yardage	196	121
Punts—No.—Avg.	6-37.3	4-32.8
Fumbles—No.—Lost	5-3	1-1
Penalties—No.—Yards	6-50	6-35

INDIVIDUAL STATISTICS

Rushing

Baltimore—Washington 17 for 62, Hardeman 8 for 33, McCauley 1 for 5.
Pittsburgh—Harris 17 for 52, Bleier 13 for 48, Bradshaw 3 for 15, Moser 8 for 15, Deloplaine 6 for 9, Thornton 1 for 0.

Passing

Baltimore—Troup 8 of 18 for 62 yards, 1 TD and 2 ints., Kirkland 0 for 1, 1 int.

Pittsburgh—Bradshaw 11 of 18 for 240 yards, 3 TDs and 2 ints., Kruczek 1 of 3 for 7 yards.

Receiving

Baltimore—Hardeman 3 for 19, McCall 1 for 17, Doughty 1 for 16, Carr 1 for 5, Washington 1 for 5, McCauley 1 for 0.

Pittsburgh—Swann 3 for 87, Smith 2 for 36, Bell 2 for 20, Grossman 2 for 17, Bleier 1 for 32, Stallworth 1 for 31, Thornton 1 for 24.

Pittsburgh 21, Denver 17

Dec. 16 at Denver, 74,104

The Steelers equalled the NFL's all-time record for victories in a season and won their first game ever in Denver. They rolled to a 21-0 halftime lead by outgaining the Broncos, 197-42, with an 11-3 edge in first downs. Playing the first half only, Terry Bradshaw became the first Steeler to win the league passing title. His two TD passes raised his team record to 28, the most by a player since the pro football merger in 1970. John Stallworth established career highs with 41 receptions and nine TDs. For the fifth straight game, the Pittsburgh defense held its opponent under 100 yards rushing and added a season-high six sacks. Behind Norris Weese, the Broncos rallied and had a chance to win the game on the final play when pass interference and personal foul penalties placed the ball on the half-yard line but Jack Lambert and Joe Greene stopped Lonnie Perrin's rush. The Steelers went through the entire 16-game schedule without allowing a TD in the first quarter and permitted the fewest points (195) in the NFL.

Pittsburgh	7	14	0	0	21
Denver	0	0	7	10	17

Pitt.—Harris 1-yard run (Gerela kick) (10-52)

Pitt.—Stallworth 25-yard pass from Bradshaw (Gerela kick) (2-42)

Pitt.—Smith 10-yard pass from Bradshaw (Gerela kick) (8-58)

Den.—Moses 25-yard pass from Weese (Turner kick) (9-80)

Den.—Turner FG 45 yards (5-23)

Den.—Odoms 30-yard pass from Weese (Turner kick) (9-76)

TEAM STATISTICS

	Pittsburgh	Denver
First Downs—Rush.—Pass.—Pen.	14(5-8-1)	19(4-11-4)
Net Offensive Ydg.—Plays—Avg.	251-59-4.3	300-58-5.2
Rushing Ydg.—Attempts—Avg.	116-38-3.1	74-26-2.8
Net Pass. Ydg.—Lost Att.	135(2-25)	226(6-48)
Passes—Comp.—Int.	19-13-2	26-15-1
Total Return Yardage	69	92
Punts—No.—Avg.	6-46.3	6-42.3
Fumbles—No.—Lost	2-0	2-1
Penalties—No.—Yards	6-82	10-72

INDIVIDUAL STATISTICS

Rushing

Pittsburgh—Moser 10 for 34, Thornton 5 for 32, Harris 12 for 21, Kruczek 3 for 12, Bleier 6 for 11, Deloplaine 2 for 6.

Denver—Preston 5 for 36, Keyworth 7 for 14, Perrin 3 for 9, Weese 2 for 7, Armstrong 2 for 6, Lytle 5 for 2, Canada 2 for 0.

Passing

Pittsburgh—Bradshaw 10 of 14 for 131 yards, 2 TDs, Kruczek 3 of 5 for 29 yards, 2 ints.

Denver—Morton 3 of 9 for 46 yards, 1 int., Weese 12 of 17 for 228 yards, 2 TDs.

Receiving

Pittsburgh—Stallworth 4 for 79, Smith 2 for 31, Bleier 2 for 9, Grossman 1 for 21, Thornton 1 for 9, Harris 1 for 7, Swann 1 for 5, Moser 1 for —1.

Denver—Moses 5 for 116, Odoms 4 for 83, Preston 3 for 40, Dolbin 1 for 16, Keyworth 1 for 10, Canada 1 for 9.

AFC PLAYOFF GAME

Pittsburgh 33, Denver 10

Dec. 30 at Pittsburgh, 48,921

Playing their first playoff game at home in three years, the Steelers advanced to the AFC Championship game for the fourth time in six years with one of their best overall performances ever in postseason play. After falling behind 3-0, the Steelers scored TDs on back-to-back possessions to assume a commanding lead and were never seriously threatened after. In rolling up their second highest point total ever in postseason, the offense gained 425 yards as Terry Bradshaw had a postseason career high of 272 yards passing and was aided by the great TD receptions of John Stallworth and Lynn Swann, both of whom took balls away from Denver defenders in the end zone. Stallworth set an NFL Divisional Playoff record with his ten catches. Franco Harris added to four NFL postseason records he already held. He upped his totals to 1,155 yards, 282 rushing attempts, five 100-yard games and 12 touchdowns. The Pittsburgh defense was no less than devastating as it completely shut down the Broncos' running game which marked the sixth straight game in which it did not allow 100 yards rushing. This forced Denver to go to a passing game and resulted in six quarterback sacks. Joe Greene took away the Broncos early second half momentum when he blocked a field goal attempt. Then Stallworth and Swann settled the issue when they made their big catches in a 32-second span of the fourth quarter. Sandwiched between those two plays was Rick Upchurch's fumble on the kickoff following Stallworth's big play which Dennis Winston recovered.

Denver	3	7	0	0	10
Pittsburgh	6	13	0	14	33

Den.—Turner FG 37 yards	(5-6)
Pitt.—Harris 1-yard run (Kick failed)	(8-66)
Pitt.—Harris 18-yard run (Gerela kick)	(4-43)
Pitt.—Gerela FG 24 yards	(8-38)
Den.—Preston 3-yard run (Turner kick)	(4-49)
Pitt.—Gerela FG 27 yards	(7-45)
Pitt.—Stallworth 45-yard pass from Bradshaw (Gerela kick)	(4-71)
Pitt.—Swann 38-yard pass from Bradshaw (Gerela kick)	(2-29)

TEAM STATISTICS

	Denver	Pittsburgh
First Downs—Rush.—Pass.—Pen.	15(5-8-2)	24(9-11-4)
Net Offensive Ydg.—Plays—Avg.	218-55-3.9	425-69-6.1
Rushing Ydg.—Attempts—Avg.	87-27-3.2	153-40-3.8
Net Pass. Ydg.—Yds. Lost Att.	131(6-37)	272(0-0)
Passes—Comp.—Int.	22-12-0	29-16-1
Total Return Yardage	110	93
Punts—No.—Avg.	6-34.0	2-36.0
Fumbles—No.—Lost	2-2	4-1
Penalties—No.—Yards	8-104	11-88

Rushing

Denver—Weese 4 for 43, Preston 4 for 14, Keyworth 6 for 12, Lytle 5 for 6, Perrin 6 for 6, Canada 1 for 3, Armstrong 1 for 3.

Pittsburgh—Harris 24 for 105, Bleier 8 for 25, Moser 2 for 6, J. Smith 1 for 4, Deloplaine 1 for 4, Bradshaw 2 for 4, Thornton 2 for 4.

Passing

Denver—Morton 3 of 5 for 34 yards, Weese 8 of 16 for 118 yards, Dilts 1 of 1 for 16 yards.

Pittsburgh—Bradshaw 16 of 29 for 272 Yards, 2 TDs and 1 int.

Receiving

Denver—Dolbin 4 for 77, Moses 2 for 33, Preston 2 for 19, Perrin 2 for 16, Odoms 1 for 24, Lytle 1 for —1.

Pittsburgh—Stallworth 10 for 156, Grossman 4 for 64, Swann 2 for 56.

AFC CHAMPIONSHIP GAME

Pittsburgh 34, Houston 5

Jan. 7, 1979 at Pittsburgh, 49,417

The Steelers won their third AFC Championship in five years with an awesome offensive and defensive display. The game was played in a cold, steady rain which contributed to an NFL postseason record of 12 fumbles. The Steelers built a 14-3 lead on TD runs by Franco Harris of seven yards and Rocky Bleier of 17 yards. They broke the game open with a 17-point burst in the last 52 seconds of the first half by capitalizing on three Houston fumbles. Both touchdowns in this span came on Terry Bradshaw passes to John Stallworth and Lynn Swann. The Steeler quarterback was spectacular in completing 11 of 19 attempts for 200 yards while Dan Pastorini, his counterpart, was harassed by the Pittsburgh defense and the weather. He was intercepted five times and sacked on four occasions and the tremendous Steeler pass rush forced him to throw most of the time under severe pressure. Rookie Earl Campbell, the NFL's leading rusher, was limited to 26 yards on 15 carries in the first half and finished the game with just 62 yards on 22 attempts. The Steelers' dominance was best exhibited by the first half yardage totals which had them in a 287 to 54 lead. All Pro linebacker Jack Ham was a standout with an interception, two fumble recoveries and a sack. The Steelers enjoyed great field position most of the game which was aided by 90 yards in interception returns and 91 yards on Theo Bell's six punt returns.

Houston	0	3	2	0	5
Pittsburgh	14	17	3	0	34

Pitt.—Harris 7-yard run (Gerela kick)	(5-57)
Pitt.—Bleier 17-yard run (Gerela kick)	(2-17)
Hou.—Fritsch FG 19 yards	(5-16)
Pitt.—Swann 29-yard pass from Bradshaw (Gerela kick)	(3-69)
Pitt.—Stallworth 17-yard pass from Bradshaw (Gerela kick)	(2-17)
Pitt.—Gerela FG 37 yards	(1-5)
Pitt.—Gerela FG 22 yards	(6-9)
Hou.—Safety Washington tackled Bleier in end zone	

TEAM STATISTICS

	Houston	Pittsburgh
First Downs—Rush.—Pass.—Pen.	10(5-3-2)	21(8-11-2)
Net Offensive Ydg.—Plays—Avg.	142-56-2.5	379-66-5.7
Rushing Ydg.—Attempts—Avg.	72-26-2.8	179-47-3.8
Net Pass. Ydg.—Yds. Lost Att.	70(4-26)	200(0-0)
Passes-Comp.—Int.	26-12-5	19-11-2
Total Return Yardage	179	217
Punts—No.—Avg.	6-39.5	1-53.0
Fumbles—No.—Lost	6-4	6-3
Penalties—No.—Yards	5-48	4-32

INDIVIDUAL STATISTICS

Rushing

Houston—Campbell 22 for 62, Woods 1 for 9, T. Wilson 2 for 6, Coleman 1 for —5.

Pittsburgh—Harris 20 for 51, Bleier 10 for 45, Bradshaw 7 for 29, Deloplaine 3 for 28, Thornton 3 for 22, Moser 3 for 7, Kruczek 1 for —3.

Passing

Houston—Pastorini 12 of 26 for 96 yards, 5 ints.

Pittsburgh—Bradshaw 11 of 19 for 200 yards, 2 TDs, 2 ints.

Receiving

Houston—Caster 5 for 44, T. Wilson 5 for 33, Coleman 1 for 15, Campbell 1 for 4.

Pittsburgh—Swann 4 for 98, Bleier 4 for 42, Grossman 2 for 43, Stallworth 1 for 17.

STEELERS BEST SINCE 1972

Since 1972, the first year the Steelers made the playoffs, they have the best regular season record in the NFL. During this seven season span, they have a 76-23-1 mark for a percentage of .765. Oakland is second with 75-23-2 (.760) followed by Miami at 74-26 (.740), Dallas at 73-27 (.730), Los Angeles at 72-26-2 (.730) and Minnesota 69-29-2 (.700).

SUPER BOWL

Pittsburgh 35, Dallas 31

Jan. 21, 1979 at Miami, 78,656

The Steelers became the first team to win three Super Bowls in the most exciting and highest scoring of the 13 games played. A spectacular performance by Terry Bradshaw was the difference. He set Super Bowl game records with 318 yards and four TD passes which are also personal single game career highs and earned the MVP award. The Steelers scored the first time they had the ball after recovering a Dallas fumble at midfield but the Cowboys converted two turnovers to take a 14-7 lead. Their second TD came when they stole the ball from Bradshaw. He responded on the next possession by combining with John Stallworth on a 75-yard pass-run play to tie a SB record. After Mel Blount's interception, Bradshaw passed the Steelers to a lead they never relinquished when he lobbed a 7-yard pass to Rocky Bleier with 26 seconds left in the first half. The momentum swung to the Cowboys in the third quarter but they had to settle for a field goal when Jackie Smith dropped a pass in the end zone that would have tied the score. A disputed 33-yard pass interference penalty was the big play as the Steelers took a 28-17 lead on Franco Harris' 22-yard burst up the middle. On the play Harris became the all-time Super Bowl rushing leader with 308 yards. Dennis Winston recovered a fumble on the next kickoff and Bradshaw completed the Steeler scoring with an 18-yard pass to Lynn Swann on the first play. The Cowboys fought back with two TDs in the last 2½ minutes. The second came after Dallas recovered an on-side kick.

Pittsburgh	7	14	0	14	35
Dallas	7	7	3	14	31

Pitt.—Stallworth 28-yard pass from Bradshaw (Gerela kick)	(7-53)
Dal.—Hill 39-yard pass from Staubach (Septien kick)	(3-41)
Dal.—Hegman 37-yard fumble return (Septien kick)	
Pitt.—Stallworth 75-yard pass from Bradshaw (Gerela kick)	(3-80)
Pitt.—Bleier 7-yard pass from Bradshaw (Gerela kick)	(5-56)
Dal.—Septien FG 27 yards	(10-32)
Pitt.—Harris 22-yard run (Gerela kick)	(8-85)
Pitt.—Swann 18-yard pass from Bradshaw (Gerela kick)	(1-18)
Dal.—DuPree 7-yard pass from Staubach (Septien kick)	(8-89)
Dal.—Johnson 4-yard pass from Staubach (Septien kick)	(9-52)

TEAM STATISTICS

	Pittsburgh	Dallas
First Downs—Rush.—Pass.—Pen.	19(2-15-2)	20(6-13-1)
Net Offensive Ydg.—Plays—Avg.	357-58-6.2	317-67-4.7
Rushing Ydg.—Attempts—Avg.	66-24-2.8	141-32-4.4
Net Pass. Ydg.—Yds. Lost Att.	291(4-27)	176(5-52)
Passes—Comp.—Int.	30-17-1	30-17-1
Total Return Yardage	85	158
Punts—No.—Avg.	3-43.0	5-39.6
Fumbles—No.—Lost	2-2	3-2
Penalties—No.—Yards	5-35	9-89

INDIVIDUAL STATISTICS

Rushing

Pittsburgh—Harris 20 for 68, Bleier 2 for 3, Bradshaw 2 for —5.
 Dallas—Dorsett 15 for 96, Staubach 4 for 37, Laidlaw 3 for 12, P. Pearson 1 for 6, Newhouse 8 for 3, D. Pearson 1 for —13.

Passing

Pittsburgh—Bradshaw 17 of 30 for 318 yards, 4 TDs, 1 int.
 Dallas—Staubach 17 of 30 for 228 yards, 3 TDs, 1 int.

Receiving

Pittsburgh—Swann 7 for 124, Stallworth 3 for 115, Grossman 3 for 29, Bell 2 for 21, Harris 1 for 22, Bleier 1 for 7.
 Dallas—Dorsett 5 for 44, D. Pearson 4 for 73, Hill 2 for 49, B. Johnson 2 for 30, DuPree 2 for 17, P. Pearson 2 for 15.

46 Yrs With the Steelers—1933-1978

1978

CHUCK Noll, Head Coach

Steelers		Opp.	
28	at Buffalo	17	[W]
21	Seattle	10	[W]
28	at Cincinnati	3	[W]
15	Cleveland*	9	[W]
28	at New York Jets	17	[W]
31	Atlanta	7	[W]
34	at Cleveland	14	[W]
17	at Houston	24	[L]
27	Kansas City	24	[W]
20	New Orleans	14	[W]
7	at Los Angeles	10	[L]
7	Cincinnati	6	[W]
24	at San Francisco	7	[W]
13	at Houston	3	[W]
35	Baltimore	13	[W]
21	at Denver	17	[W]

356 Won 14, Lost 2 195

*overtime

AFC Playoff Game

33 Denver 10 [W]

AFC Championship Game

34 Houston 5 [W]

SUPER BOWL XIII

35 Dallas 31 [W]

1977

CHUCK NOLL, Head Coach

Steelers		Opp.	
27	San Francisco	0	[W]
7	Oakland	16	[L]
28	at Cleveland	14	[W]
10	at Houston	27	[L]
20	Cincinnati	14	[W]
27	Houston	10	[W]
21	at Baltimore	31	[L]
7	at Denver	21	[L]
35	Cleveland	31	[W]
28	Dallas	13	[W]
23	at New York Jets	20	[W]
30	Seattle	20	[W]
10	at Cincinnati	17	[L]
10	at San Diego	9	[W]

283 Won 9, Lost 5 243

AFC Playoff Game

21 at Denver 34 [L]

1976

CHUCK NOLL, Head Coach

Steelers		Opp.	
28	at Oakland	31	[L]
31	Cleveland	14	[W]
27	New England	30	[L]
6	at Minnesota	17	[L]
16	at Cleveland	18	[L]
23	Cincinnati	6	[W]
27	at New York Giants	0	[W]
23	San Diego	0	[W]
45	at Kansas City	0	[W]
14	Miami	3	[W]
32	Houston	16	[W]
7	at Cincinnati	3	[W]
42	Tampa Bay	0	[W]
21	at Houston	0	[W]

342 Won 10, Lost 4 138

AFC Playoff Game

40 at Baltimore 14 [W]

AFC Championship Game

7 at Oakland 24 [L]

1975

CHUCK NOLL, Head Coach

Steelers		Opp.	
37	at San Diego	0	[W]
21	Buffalo	30	[L]
42	at Cleveland	6	[W]
20	Denver	9	[W]
34	Chicago	3	[W]
16	at Green Bay	13	[W]
30	at Cincinnati	24	[W]
24	Houston	17	[W]
28	Kansas City	3	[W]
32	at Houston	9	[W]
20	at New York Jets	7	[W]
31	Cleveland	17	[W]
35	Cincinnati	14	[W]
3	at Los Angeles	10	[L]

373 Won 12, Lost 2, 162

AFC Playoff Game

28 Baltimore 10 [W]

AFC Championship Game

16 Oakland 10 [W]

SUPER BOWL X

21 Dallas 17 [W]

1974

CHUCK NOLL, Head Coach

Steelers		Opp.	
30	Baltimore	0	[W]
35	at Denver*	35	[T]
0	Oakland	17	[L]
13	at Houston	7	[W]
34	at Kansas City	24	[W]
20	Cleveland	16	[W]
24	Atlanta	17	[W]
27	Philadelphia	0	[W]
10	at Cincinnati	17	[L]
26	at Cleveland	16	[W]
28	at New Orleans	7	[W]
10	Houston	13	[L]
21	at New England	17	[W]
27	Cincinnati	3	[W]

305 Won 10, Lost 3, 189

Tied 1

*overtime

AFC Playoff Game

32 Buffalo 14 [W]

AFC Championship Game

24 at Oakland 13 [W]

SUPER BOWL IX

16 Minnesota 6 [W]

1973

CHUCK NOLL, Head Coach

Steelers		Opp.	
24	Detroit	10	[W]
33	Cleveland	6	[W]
36	at Houston	7	[W]
38	San Diego	21	[W]
7	at Cincinnati	19	[L]
26	New York Jets ...	14	[W]
20	Cincinnati	13	[W]
21	Washington	16	[W]
17	at Oakland	9	[W]
13	Denver	23	[L]
16	at Cleveland	21	[L]
26	at Miami	30	[L]
33	Houston	7	[W]
37	at San Francisco ...	14	[W]
337	Won 10, Lost 4	210	

AFC Playoff Game

14	at Oakland	33	[L]
----	------------------	----	-----

1972

CHUCK NOLL, Head Coach

Steelers		Opp.	
34	Oakland	28	[W]
10	at Cincinnati	15	[L]
25	at St. Louis	19	[W]
13	at Dallas	17	[L]
24	Houston	7	[W]
33	New England	3	[W]
38	at Buffalo	21	[W]
40	Cincinnati	17	[W]
16	Kansas City	7	[W]
24	at Cleveland	26	[L]
23	Minnesota	10	[W]
30	Cleveland	0	[W]
9	at Houston	3	[W]
24	at San Diego	2	[W]
343	Won 11, Lost 3	175	

AFC Playoff game

13	Oakland	7	[W]
----	---------------	---	-----

AFC Championship Game

17	Miami	21	[L]
----	-------------	----	-----

1971

CHUCK NOLL, Head Coach

Steelers		Opp.	
15	at Chicago	17	[L]
21	Cincinnati	10	[W]
21	San Diego	17	[W]
17	at Cleveland	27	[L]
16	at Kansas City	38	[L]
23	Houston	16	[W]
21	at Baltimore	34	[L]
26	Cleveland	9	[W]
21	at Miami	24	[L]
17	New York Giants .	13	[W]
10	Denver	22	[L]
3	at Houston	29	[L]
21	at Cincinnati	13	[W]
14	Los Angeles	23	[L]
246	Won 6, Lost 8	292	

1970

CHUCK NOLL, Head Coach

Steelers		Opp.	
7	Houston	19	[L]
13	at Denver	16	[L]
7	at Cleveland	15	[L]
23	Buffalo	10	[W]
7	at Houston	3	[W]
14	at Oakland	31	[L]
21	Cincinnati	10	[W]
21	New York Jets ...	17	[W]
14	Kansas City	31	[L]
7	at Cincinnati	34	[L]
28	Cleveland	9	[W]
12	Green Bay	20	[L]
16	at Atlanta	27	[L]
20	at Philadelphia	30	[L]
210	Won 5, Lost 9	272	

1969

CHUCK NOLL, Head Coach

Steelers		Opp.	
16	Detroit	13	[W]
27	at Philadelphia	41	[L]
14	St. Louis	27	[L]
7	at New York	10	[L]
31	at Cleveland	42	[L]
7	Washington	14	[L]
34	Green Bay	38	[L]
7	at Chicago	38	[L]
3	Cleveland	24	[L]
14	at Minnesota	52	[L]
10	at St. Louis	47	[L]
7	Dallas	10	[L]
17	New York	21	[L]
24	at New Orleans	27	[L]
218	Won 1, Lost 13	404	

1968

BILL AUSTIN, Head Coach

Steelers		Opp.	
20	New York	34	[L]
10	at Los Angeles	45	[L]
7	Baltimore	41	[L]
24	at Cleveland	31	[L]
13	at Washington	16	[L]
12	New Orleans	16	[L]
6	Philadelphia	3	[W]
41	at Atlanta	21	[W]
28	at St. Louis	28	[T]
24	Cleveland	45	[L]
28	San Francisco ...	45	[L]
10	St. Louis	20	[L]
7	at Dallas	28	[L]
14	at New Orleans	24	[L]
224	Won 2, Lost 11, Tied 1	397	

1967

BILL AUSTIN, Head Coach

Steelers		Opp.	
41	Chicago	13	[W]
14	St. Louis	28	[L]
24	at Philadelphia	34	[L]
10	at Cleveland	21	[L]
24	New York	27	[L]

Continued ...

Continued . . .

21	Dallas	24	[L]
14	at New Orleans	10	[W]
14	Cleveland	34	[L]
14	at St. Louis	14	[T]
20	at New York	28	[L]
27	Minnesota	41	[L]
24	at Detroit	14	[W]
10	Washington	15	[L]
24	at Green Bay	17	[W]
281	Won 4, Lost 9, Tied 1	320	

1966

BILL AUSTIN, Head Coach

Steelers		Opp.	
34	New York	34	[T]
17	Detroit	3	[W]
27	Washington	33	[L]
10	at Washington	24	[L]
10	at Cleveland	41	[L]
14	Philadelphia	31	[L]
21	at Dallas	52	[L]
16	Cleveland	6	[W]
30	St. Louis	9	[W]
7	Dallas	20	[L]
3	at St. Louis	6	[L]
23	at Philadelphia	27	[L]
47	at New York	28	[W]
57	at Atlanta	33	[W]
316	Won 5, Lost 8, Tied 1	347	

1965

MIKE NIXON, Head Coach

Steelers		Opp.	
9	Green Bay	41	[L]
17	at San Francisco	27	[L]
13	New York	23	[L]
19	at Cleveland	24	[L]
7	St. Louis	20	[L]
20	at Philadelphia	14	[W]
22	Dallas	13	[W]
17	at St. Louis	21	[L]
17	at Dallas	24	[L]
3	Washington	31	[L]
21	Cleveland	42	[L]
10	at New York	35	[L]
13	Philadelphia	47	[L]
14	at Washington	35	[L]
202	Won 2, Lost 12	397	

1964

BUDDY PARKER, Head Coach

Steelers		Opp.	
14	Los Angeles	26	[L]
27	New York	24	[W]
23	Dallas	17	[W]
7	at Philadelphia	21	[L]
23	at Cleveland	7	[W]
10	at Minnesota	30	[L]
10	Philadelphia	34	[L]
17	Cleveland	30	[L]
30	at St. Louis	34	[L]
0	Washington	30	[L]
44	at New York	17	[W]
20	St. Louis	21	[L]

14	at Washington	7	[W]
14	at Dallas	17	[L]
253	Won 5, Lost 9	315	

1963

BUDDY PARKER, Head Coach

Steelers		Opp.	
21	at Philadelphia	21	[T]
31	New York	0	[W]
23	St. Louis	10	[W]
23	at Cleveland	35	[L]
23	at St. Louis	24	[L]
38	Washington	27	[W]
27	Dallas	21	[W]
14	at Green Bay	33	[L]
9	Cleveland	7	[W]
34	at Washington	28	[W]
17	Chicago	17	[T]
20	Philadelphia	20	[T]
24	at Dallas	19	[W]
17	at New York	33	[L]
321	Won 7, Lost 4, Tied 3	295	

1962

BUDDY PARKER, Head Coach

Steelers		Opp.	
7	at Detroit	45	[L]
30	at Dallas	28	[W]
27	New York	31	[L]
13	Philadelphia	7	[W]
20	at New York	17	[W]
27	Dallas	42	[L]
14	Cleveland	41	[L]
39	Minnesota	31	[W]
26	at St. Louis	17	[W]
23	Washington	21	[W]
14	at Cleveland	35	[L]
19	St. Louis	7	[W]
26	at Philadelphia	17	[W]
27	at Washington	24	[W]
312	Won 9, Lost 5	363	

Playoff Bowl in Miami

10	Detroit	17	[L]
----	---------	----	-----

1961

BUDDY PARKER, Head Coach

Steelers		Opp.	
24	at Dallas	27	[L]
14	New York	17	[L]
14	at Los Angeles	24	[L]
16	at Philadelphia	21	[L]
20	Washington	0	[W]
28	Cleveland	30	[L]
20	San Francisco	10	[W]
17	at Cleveland	13	[W]
37	Dallas	7	[W]
21	at New York	42	[L]
30	St. Louis	27	[W]
24	Philadelphia	35	[L]
30	at Washington	14	[W]
0	at St. Louis	20	[L]
295	Won 6, Lost 8	287	

1960

BUDDY PARKER, Head Coach

Steelers		Opp.
35	at Dallas	28 [W]
20	at Cleveland	28 [L]
17	New York	19 [L]
27	St. Louis	14 [W]
27	at Washington	27 [T]
13	Green Bay	19 [L]
7	at Philadelphia	34 [L]
24	at New York	27 [L]
14	Cleveland	10 [W]
22	Washington	10 [W]
27	Philadelphia	21 [W]
<u>7</u>	at St. Louis	<u>38</u> [L]
240	Won 5, Lost 6, Tied 1	275

1959

BUDDY PARKER, Head Coach

Steelers		Opp.
17	Cleveland	7 [W]
17	Washington	23 [L]
24	at Philadelphia	28 [L]
27	at Washington	6 [W]
16	New York	21 [L]
24	at Chicago Cards ..	45 [L]
10	Detroit	10 [T]
14	at New York	9 [W]
21	at Cleveland	20 [W]
31	Philadelphia	0 [W]
21	at Chicago Bears ...	27 [L]
<u>35</u>	Chicago Cards ..	<u>20</u> [W]
257	Won 6, Lost 5, Tied 1	216

1958

BUDDY PARKER, Head Coach

Steelers		Opp.
20	at San Francisco ...	23 [L]
12	Cleveland	45 [L]
24	Philadelphia	3 [W]
10	at Cleveland	27 [L]
6	at New York	17 [L]
24	Washington	16 [W]
31	at Philadelphia	24 [W]
31	New York	10 [W]
27	at Chicago Cards ..	20 [W]
24	Chicago Bears ...	10 [W]
14	at Washington	14 [T]
<u>38</u>	Chicago Cards ..	<u>21</u> [W]
261	Won 7, Lost 4, Tied 1	230

1957

BUDDY PARKER, Head Coach

Steelers		Opp.
28	Washington	7 [W]
12	Cleveland	23 [L]
29	Chicago Cards ..	20 [W]
0	at New York	35 [L]
6	Philadelphia	0 [W]
19	at Baltimore	13 [W]
0	at Cleveland	24 [L]
10	Green Bay	27 [L]

6	at Philadelphia	7 [L]
21	New York	10 [W]
3	at Washington	10 [L]
<u>27</u>	at Chicago Cards ..	<u>2</u> [W]
161	Won 6, Lost 6, Tied 1	178

1956

WALT KIESLING, Head Coach

Steelers		Opp.
30	Washington	13 [W]
10	Cleveland	14 [W]
21	Philadelphia	35 [L]
10	at New York	38 [L]
24	at Cleveland	16 [W]
14	New York	17 [L]
7	at Philadelphia	14 [L]
14	Chicago Cards ..	7 [W]
27	at Chicago Cards ..	38 [L]
30	Los Angeles	13 [W]
7	at Detroit	45 [L]
<u>23</u>	at Washington	<u>0</u> [W]
217	Won 5, Lost 7	250

1955

WALT KIESLING, Head Coach

Steelers		Opp.
14	Chicago Cards ..	7 [W]
26	at Los Angeles	27 [L]
30	New York	23 [W]
13	Philadelphia	7 [W]
19	at New York	17 [W]
0	at Philadelphia	24 [L]
13	at Chicago Cards ..	27 [L]
28	Detroit	31 [L]
14	at Cleveland	41 [L]
14	Washington	23 [L]
7	Cleveland	30 [L]
<u>17</u>	at Washington	<u>28</u> [L]
195	Won 4, Lost 8	285

1954

WALT KIESLING, Head Coach

Steelers		Opp.
21	at Green Bay	20 [W]
37	Washington	7 [W]
22	at Philadelphia	24 [L]
55	Cleveland	27 [W]
17	Philadelphia	7 [W]
14	at Chicago Cards ..	17 [L]
6	New York	30 [L]
14	at Washington	17 [L]
3	San Francisco ...	31 [L]
20	Chicago Cards ..	17 [W]
3	at New York	24 [L]
<u>7</u>	at Cleveland	<u>42</u> [L]
219	Won 5, Lost 7	263

1953

JOE BACH, Head Coach

Steelers		Opp
21	at Detroit	38 [L]
24	New York	14 [W]
31	Chicago Cards ..	28 [W]
7	at Philadelphia	23 [L]
31	Green Bay	14 [W]
7	Philadelphia	35 [L]

1949

JOHN MICHELOSEN,
Head Coach

16	at	Cleveland	34	[L]
14	at	New York	10	[W]
16		Cleveland	20	[L]
9		Washington	17	[L]
21	at	Chicago Cards	17	[W]
14	at	Washington	13	[W]
211	Won 6, Lost 6		263	

1952

JOE BACH, Head Coach

Steelers		Opp.	
25		Philadelphia	31 [L]
20		Cleveland	21 [L]
21	at	Philadelphia	26 [L]
24		Washington	28 [L]
34	at	Chicago Cards	28 [W]
24	at	Washington	23 [W]
6		Detroit	31 [L]
28	at	Cleveland	29 [L]
17		Chicago Cards	14 [W]
63		New York	7 [W]
24	at	San Francisco	7 [W]
14	at	Los Angeles	28 [L]
300	Won 5, Lost 7		273

1951

JOHN MICHELOSEN,
Head Coach

Steelers		Opp.	
13		New York	13 [T]
33	at	Green Bay	35 [L]
24		San Francisco	28 [L]
0	at	Cleveland	17 [L]
28	at	Chicago Cards	14 [W]
13		Philadelphia	34 [L]
28		Green Bay	7 [W]
7		Washington	22 [L]
17	at	Philadelphia	13 [W]
0	at	New York	14 [L]
0		Cleveland	28 [L]
20	at	Washington	10 [W]
183	Won 4, Lost 7, Tied 1		235

1950

JOHN MICHELOSEN,
Head Coach

Steelers		Opp.	
7		New York	18 [L]
7	at	Detroit	10 [L]
26	at	Washington	7 [W]
17		Cleveland	30 [L]
17	at	New York	6 [W]
10		Philadelphia	17 [L]
7	at	Cleveland	45 [L]
9	at	Philadelphia	7 [W]
17		Baltimore	7 [W]
28	at	Chicago Cards	17 [W]
7		Washington	24 [L]
28		Chicago Cards	7 [W]
180	Won 6, Lost 6		195

Steelers Opp.

28		New York Giants	7 [W]
14		Washington	27 [L]
14		Detroit	7 [W]
21	at	New York Giants	17 [W]
24		New York Bulldogs	13 [W]
7		Philadelphia	38 [L]
14	at	Washington	27 [L]
7		Los Angeles	7 [T]
30	at	Green Bay	7 [W]
17	at	Philadelphia	34 [L]
21	at	Chicago Bears	30 [L]
27	at	New York Bulldogs	0 [W]
224	Won 6, Lost 5, Tied 1		214

1948

JOHN MICHELOSEN,
Head Coach

Steelers		Opp.	
14	at	Washington	17 [L]
24		Boston	14 [W]
10		Washington	7 [W]
7	at	Boston	13 [L]
27	at	New York	34 [L]
7		Philadelphia	37 [L]
38		Green Bay	7 [W]
7		Chicago Cards	24 [L]
14	at	Detroit	17 [L]
0	at	Philadelphia	17 [L]
38		New York	28 [W]
14	at	Los Angeles	31 [L]
200	Won 4, Lost 8		243

1947

JOCK SUTHERLAND,
Head Coach

Steelers		Opp.	
17		Detroit	10 [W]
7		Los Angeles	48 [L]
26	at	Washington	27 [L]
30	at	Boston	14 [W]
35		Philadelphia	24 [W]
38	at	New York	21 [W]
18	at	Green Bay	17 [W]
21		Washington	14 [W]
24		New York	7 [W]
7	at	Chicago Bears	49 [L]
0	at	Philadelphia	21 [L]
17		Boston	7 [W]
240	Won 8, Lost 4		259

Eastern Division Playoff

0		Philadelphia	21 [L]
---	--	--------------	--------

1946

JOCK SUTHERLAND,
Head Coach

Steelers		Opp.	
14		Chicago Cards	7 [W]
14	at	Washington	14 [T]
14		New York	17 [L]
16		Boston	7 [W]

1942

WALT KIESLING, Head Coach

	Steelers	Opp.
7	at Green Bay	17 [L]
33	at Boston	7 [W]
14	Washington	7 [W]
7	at Detroit	17 [L]
10	Philadelphia	7 [W]
0	at New York	7 [L]
7	at Philadelphia	10 [L]
136	Won 5, Lost 5,	117
	Tied 1	

1945

JIM LEONARD, Head Coach

	Steelers	Opp.
7	at Boston	28 [L]
6	New York	34 [L]
0	Washington	14 [L]
21	at New York	7 [W]
6	Boston	10 [L]
3	Philadelphia	45 [L]
23	Chicago Cards ..	0 [W]
6	at Philadelphia	30 [L]
7	Chicago Bears ...	28 [L]
0	at Washington	24 [L]
79	Won 2, Lost 8	220

1944*

WALT KIESLING and
PHIL HANDLER, Head Coaches

	Steelers	Opp.
28	Cleveland	30 [L]
7	Green Bay	34 [L]
7	at Chicago Bears ...	34 [L]
0	at New York	23 [L]
20	at Washington	42 [L]
6	Detroit	27 [L]
7	at Detroit	21 [L]
6	**Cleveland	33 [L]
20	**Green Bay	35 [L]
7	Chicago Bears ...	49 [L]
108	Won 0, Lost 10	328

*Combined with Chicago Cards.

**Home game played in Chicago.

1943*

WALT KIESLING and
GREASY NEALE, Head Coaches

	Steelers	Opp.
17	**Brooklyn	0 [W]
28	**New York	14 [W]
21	at Chicago Bears ...	48 [L]
14	at New York	42 [L]
34	Chicago Cards ..	3 [W]
14	**Washington	14 [T]
7	at Brooklyn	13 [L]
35	Detroit	34 [W]
27	at Washington	14 [W]
28	**Green Bay	38 [L]
225	Won 5, Lost 4,	220
	Tied 1	

*Combined with Philadelphia Eagles.

**Home game played in Philadelphia.

1942

WALT KIESLING, Head Coach

	Steelers	Opp.
14	Philadelphia	24 [L]
14	at Washington	24 [L]
13	New York	10 [W]
7	at Brooklyn	0 [W]
14	at Philadelphia	0 [W]
0	Washington	14 [L]
17	at New York	9 [W]
35	at Detroit	7 [W]
19	Chicago Cards ..	3 [W]
13	Brooklyn	0 [W]
21	at Green Bay	24 [L]
167	Won 7, Lost 4	119

1941

BERT BELL, ALDO DONELLI
and WALT KIESLING,
Head Coaches

	Steelers	Opp.
14	at Cleveland	17 [L]
7	Philadelphia	10 [L]
10	New York	37 [L]
20	Washington	24 [L]
7	at New York	28 [L]
7	at Chicago Bears	34 [L]
3	at Washington	23 [L]
7	at Philadelphia	7 [T]
14	Brooklyn	7 [W]
7	Green Bay	54 [L]
7	at Brooklyn	35 [L]
103	Won 1, Lost 9,	276
	Tied 1	

1940

WALT KIESLING, Head Coach

	Steelers	Opp.
7	Chicago Cards ..	7 [T]
10	New York	10 [T]
10	at Detroit	7 [W]
3	Brooklyn	10 [L]
10	Washington	40 [L]
0	at Brooklyn	21 [L]
0	at New York	12 [L]
3	at Green Bay	24 [L]
10	at Washington	37 [L]
7	Philadelphia	3 [W]
0	at Philadelphia	7 [L]
60	Won 2, Lost 7,	178
	Tied 2	

1939

WALT KIESLING and
JOHN BLOOD, Head Coaches

	Steelers	Opp.
7	at Brooklyn	12 [L]
0	Chicago Cards ..	10 [L]
0	Chicago Bears ...	32 [L]
7	New York	14 [L]
14	at Washington	44 [L]
14	Washington	21 [L]
14	at Cleveland	14 [T]
13	at Brooklyn	17 [L]
7	at New York	23 [L]
14	at Philadelphia	17 [L]
24	Philadelphia	12 [W]
114	Won 1, Lost 9,	216
	Tied 1	

1938

JOHN BLOOD, Head Coach

Steelers		Opp.	
7	at Detroit	16	[L]
14	New York	27	[L]
7	at Philadelphia	27	[L]
17	at Brooklyn	3	[W]
13	at New York	10	[W]
7	Brooklyn	17	[L]
0	at Green Bay	20	[L]
0	Washington	7	[L]
7	at Philadelphia	14	[L]
0	at Washington	15	[L]
7	at Cleveland	13	[L]
79	Won 2, Lost 9	169	

1937

JOHN BLOOD, Head Coach

Steelers		Opp.	
27	Philadelphia	14	[W]
21	at Brooklyn	0	[W]
7	New York	10	[L]
0	Chicago Bears ...	7	[L]
3	at Detroit	7	[L]
20	at Washington	34	[L]
7	Chicago Cards ..	13	[L]
16	at Philadelphia	7	[W]
0	at New York	17	[L]
21	Washington	13	[W]
0	Brooklyn	23	[L]
122	Won 4, Lost 7	145	

1936

JOE BACH, Head Coach

Steelers		Opp.	
10	Boston	0	[W]
10	at Brooklyn	6	[W]
10	New York	7	[W]
9	Chicago Bears ...	27	[L]
17	Philadelphia	0	[W]
6	at Chicago Bears ...	26	[L]
10	at Green Bay	42	[L]
10	Brooklyn	7	[W]
6	at Philadelphia	0	[W]
3	at Detroit	28	[L]
6	at Chicago Cards ..	14	[L]
0	at Boston	30	[L]
97	Won 6, Lost 6	187	

1935

JOE BACH, Head Coach

Steelers		Opp.	
17	at Philadelphia	7	[W]
7	New York	42	[L]
7	Chicago Bears ...	23	[L]
0	at Green Bay	27	[L]
6	Philadelphia	17	[L]
17	Chicago Cards ..	13	[W]
6	Boston	0	[W]
7	Brooklyn	13	[L]
16	at Brooklyn	7	[W]
14	Green Bay	34	[L]
3	at Boston	13	[L]
0	at New York	13	[L]
100	Won 4, Lost 8	209	

1934

LUBY DiMEOLO, Head Coach

Steelers		Opp.	
13	Cincinnati	0	[W]
0	Boston	7	[L]
0	Philadelphia	17	[L]
12	New York	14	[L]
9	at Philadelphia	7	[W]
0	Chicago Bears ...	28	[L]
0	at Boston	39	[L]
7	at New York	17	[L]
3	at Brooklyn	21	[L]
7	at Detroit	40	[L]
0	at St. Louis	6	[L]
0	Brooklyn	10	[L]
51	Won 2, Lost 10	206	

1933

JAP DOUDS, Head Coach

Steelers		Opp.	
17	Cincinnati	0	[W]
2	New York	23	[L]
14	Chicago Cardinals	13	[W]
6	Boston	21	[L]
0	at Green Bay	47	[L]
0	at Cincinnati	0	[T]
16	at Boston	14	[W]
3	at Brooklyn	3	[T]
0	Brooklyn	32	[L]
6	at Philadelphia	25	[L]
3	at New York	27	[L]
67	Won 3, Lost 6, Tied 2	205	

STEELER HOTELS—1979

BUFFALO—Sheraton East	(716) 681-2400
NEW YORK—Sheraton Hasbrouck Heights ..	(201) 288-6100
DALLAS—Marriott	(214) 748-8551
NEW ENGLAND—Newton Marriott	(617) 969-1000
ST. LOUIS—Breckenridge Inn	(816) 483-9900
PHILADELPHIA—Sheraton Airport	(215) 365-4150
CLEVELAND—Marriott	(216) 252-5333
CINCINNATI—Terrace Hilton	(513) 381-4000
KANSAS CITY—Crown Center	(316) 474-4400
SAN DIEGO—Hilton Inn	(714) 276-4010
HOUSTON—Shamrock Hilton	(713) 668-9211

PRESEASON RESULTS

1978 (2-2)

Pitt. vs. Baltimore at Baltimore	22-10
Pitt. vs. Atlanta at Pittsburgh	13-7
Pitt. vs. New York Giants at New York	6-13
Pitt. vs. Dallas at Dallas	13-16

1977 (3-3)

Pitt. vs. Buffalo at Pittsburgh	28-24
Pitt. vs. Kansas City at Kansas City	21-23
Pitt. vs. New York Jets at New York	26-13
Pitt. vs. New England at New England	10-13
Pitt. vs. Philadelphia at Pittsburgh	21-13
Pitt. vs. Dallas at Pittsburgh	0-30

1976 (5-2)

Pitt. vs. All Stars at Chicago	24-0
Pitt. vs. New Orleans at New Orleans	24-14
Pitt. vs. Philadelphia at Philadelphia	14-7
Pitt. vs. Washington at Washington	27-7
Pitt. vs. New York Giants at Pittsburgh	0-17
Pitt. vs. Dallas at Dallas	10-20
Pitt. vs. New York Jets at Pittsburgh	41-6

1975 (3-4)

Pitt. vs. All Stars at Chicago	21-14
Pitt. vs. Philadelphia at Pittsburgh	14-17
Pitt. vs. Oakland at Berkeley	21-24
Pitt. vs. Baltimore at Baltimore	31-10
Pitt. vs. New York Giants at Princeton	7-24
Pitt. vs. New Orleans at Pittsburgh	24-13
Pitt. vs. Dallas at Dallas	16-17

1974 (6-0)

Pitt. vs. New Orleans at New Orleans	26-7
Pitt. vs. Chicago at Pittsburgh	50-21
Pitt. vs. Philadelphia at Philadelphia*	33-30
Pitt. vs. New York Giants at Pittsburgh	17-7
Pitt. vs. Washington at Washington	21-19
Pitt. vs. Dallas at Dallas	41-15

*overtime

1973 (4-2)

Pitt. vs. Baltimore at Pittsburgh	34-7
Pitt. vs. Minnesota at Bloomington	6-10
Pitt. vs. Philadelphia at Philadelphia	17-3
Pitt. vs. New York Giants at New York	24-29
Pitt. vs. Green Bay at Green Bay	30-22
Pitt. vs. Atlanta at Pittsburgh	19-0

1972 (4-1-1)

Pitt. vs. New York Giants at Pittsburgh	28-10
Pitt. vs. New York Jets at Seattle	22-3
Pitt. vs. Atlanta at Atlanta	31-17
Pitt. vs. Baltimore at Tampa	13-16
Pitt. vs. New Orleans at Memphis	56-7
Pitt. vs. Washington at Pittsburgh	10-10

1971 (3-2-0)

Pitt. vs. Green Bay at Green Bay	16-13
Pitt. vs. Cincinnati at Cincinnati	13-20
Pitt. vs. Minnesota at Pittsburgh	21-26
Pitt. vs. New York Jets at Cleveland	35-21
Pitt. vs. New York Giants at New York	20-3

1970 (4-1-0)

Pitt. vs. Miami at Jacksonville	10-16
Pitt. vs. Minnesota at Bloomington	20-13
Pitt. vs. New York Giants at Pittsburgh	21-6
Pitt. vs. Boston at Shreveport	31-3
Pitt. vs. Oakland at Oakland	20-6

1969 (2-3-0)

Pitt. vs. St. Louis at Norfolk, Va.	12-27
Pitt. vs. New Orleans at Baton Rouge, La.	34-24
Pitt. vs. Cincinnati at Pittsburgh	13-23
Pitt. vs. Green Bay at Green Bay	19-31
Pitt. vs. New York Giants at Montreal	17-13

1968 (1-4-0)

Pitt. vs. St. Louis at St. Louis	7-24
Pitt. vs. San Diego at San Diego	36-33
Pitt. vs. Cincinnati at Morgantown, W. Va.	3-19
Pitt. vs. Green Bay at Milwaukee	17-21
Pitt. vs. Washington at Norfolk, Va.	17-24

1967 (2-3-0)

Pitt. vs. Green Bay at Green Bay	20-31
Pitt. vs. New Orleans at Baton Rouge, La.	17-20
Pitt. vs. St. Louis at Nashville	24-13
Pitt. vs. San Diego at San Diego	16-7
Pitt. vs. Washington at Norfolk, Va.	10-16

1966 (1-4-0)

Pitt. vs. New York Giants at Ithaca, N.Y.	14-16
Pitt. vs. Minnesota at Portland	6-35
Pitt. vs. San Francisco at Portland	34-17
Pitt. vs. Green Bay at Green Bay	6-17
Pitt. vs. Cleveland at Birmingham, Ala.	10-14

1965 (0-5-0)

Pitt. vs. Minnesota at Atlanta	21-31
Pitt. vs. New York Giants at New Haven, Conn.	7-16
Pitt. vs. Baltimore at Atlanta	10-38
Pitt. vs. San Francisco at Providence, R.I.	9-23
Pitt. vs. Cleveland at Akron	16-28

1964 (1-3-0)

Pitt. vs. Philadelphia at Allentown, Pa.	13-24
Pitt. vs. Cleveland at Akron	7-42
Pitt. vs. San Francisco at Omaha	17-14
Pitt. vs. Baltimore at Canton	17-48

1963 (3-2-0)

Pitt. vs. Green Bay at Miami	7-27
Pitt. vs. Philadelphia at Bethlehem, Pa.	24-13
Pitt. vs. Baltimore at Atlanta	14-17
Pitt. vs. Detroit at Detroit	22-7
Pitt. vs. Cleveland at Canton	16-7

1962 (2-3-0)

Pitt. vs. Chicago Bears at Atlanta	19-14
Pitt. vs. Cleveland at Cleveland	10-33
Pitt. vs. Detroit at Detroit	20-26
Pitt. vs. Philadelphia at Hershey, Pa.	14-35
Pitt. vs. Baltimore at Pittsburgh	20-9

1961 (2-3-0)

Pitt. vs. Baltimore at Roanoke, Va.	24-20
Pitt. vs. Detroit at Pittsburgh	14-17
Pitt. vs. St. Louis at Jacksonville	24-14
Pitt. vs. Cleveland at Akron	6-38
Pitt. vs. Chicago Bears at Chicago	21-24

1960 (2-3-1)

Pitt. vs. Toronto Argonauts at Toronto	43-16
Pitt. vs. Green Bay at New Orleans	13-20
Pitt. vs. Cleveland at Pittsburgh	24-27
Pitt. vs. Detroit at Detroit	6-13
Pitt. vs. Baltimore at Miami	34-28
Pitt. vs. Chicago Bears at Chicago	21-21

1959 (2-4-0)

Pitt. vs. Cleveland at Pittsburgh	34-20
Pitt. vs. Chicago Cardinals at Austin, Texas	10-21
Pitt. vs. Chicago Bears at Houston	14-54
Pitt. vs. Baltimore at Miami	21-30
Pitt. vs. Chicago Cardinals at St. Louis	21-13
Pitt. vs. Green Bay at Minneapolis	10-13

1958 (2-4-0)

Pitt. vs. Cleveland at Akron	0-10
Pitt. vs. Green Bay at Milwaukee	3-0
Pitt. vs. Chicago Bears at Pittsburgh	10-17
Pitt. vs. Baltimore at Buffalo	13-10
Pitt. vs. Chicago Cardinals at St. Louis	7-21
Pitt. vs. Los Angeles at Los Angeles	6-31

1957 (2-3-1)

Pitt. vs. Chicago Bears at Jacksonville, Fla.	7-24
Pitt. vs. Cleveland at Akron	13-28
Pitt. vs. Philadelphia at Philadelphia	17-12
Pitt. vs. Detroit at Buffalo	20-14
Pitt. vs. Chicago Bears at Pittsburgh	10-37
Pitt. vs. Green Bay at Minneapolis	10-10

1956 (2-3-0)

Pitt. vs. Detroit at Toledo, Ohio	15-20
Pitt. vs. Baltimore at Cincinnati	16-37
Pitt. vs. Chicago Bears at Pittsburgh	10-21
Pitt. vs. Philadelphia at Minneapolis	14-12
Pitt. vs. Los Angeles at Portland	20-17

STEELERS VS. NFL OPPONENTS

ATLANTA FALCONS

	STEELERS	FALCONS		STEELERS	FALCONS
1966	57	33	1970	16	27
1968	41	21	1974h	24	17
			1978h	31	7

Steelers won 4, lost 1

BALTIMORE COLTS

	STEELERS	COLTS		STEELERS	COLTS
1950h	17	7	1974h	30	0
1957	19	13	1975h	28	10
1968h	7	41	(AFC Playoffs)		
1971	21	34	1976	40	14
			(AFC Playoffs)		
			1977	21	31
			1978h	35	13

Steelers won 6, lost 3

BOSTON YANKS

	STEELERS	YANKS		STEELERS	YANKS
1945	7	28	1947	30	14
1945h	6	10	1947h	17	7
1946h	16	7	1948h	24	14
1946	33	7	1948	7	13

Steelers won 5, lost 3

BROOKLYN DODGERS

	STEELERS	DODGERS		STEELERS	DODGERS
1933	3	3	1938h	7	17
1933	0	32	1939	7	12
1934	3	21	1939	13	17
1934h	0	10	1940h	3	10
1935h	7	13	1940	0	21
1935	16	7	1941h	14	7
1936	10	6	1941	7	35
1936h	10	7	1942	7	0
1937	21	0	1942h	13	0
1937h	0	23	1943h	17	0
1938	17	3	1943	7	13

Steelers won 9, lost 12, tied 1

BUFFALO BILLS

	STEELERS	BILLS		STEELERS	BILLS
1970h	23	10	1974h	32	14
			(AFC Playoffs)		
1972	38	21	1975h	21	30
			1978	28	17

Steelers won 4, lost 1

CHICAGO BEARS

	STEELERS	BEARS		STEELERS	BEARS
1934h	0	28	1945h	7	28
1935h	7	23	1947	7	49
1936h	9	27	1949	21	30
1936	7	26	1958h	24	10
1937h	0	7	1959	21	27
1939h	0	32	1963h	17	17
1941	7	34	1967h	41	13
1943	21	48	1969	7	38
1944	7	34	1971	15	17
1944h	7	39	1975h	34	3

Steelers won 3, lost 16, tied 1

CINCINNATI BENGALS

	STEELERS	BENGALS		STEELERS	BENGALS
1970h	21	10	1974h	27	3
1970	7	34	1975	30	24
1971h	21	10	1975h	35	14
1971	21	13	1976h	23	6
1972	10	15	1976	7	3
1972h	40	17	1977h	20	14
1973	7	19	1977	10	17
1973h	20	13	1978	28	3
1974	10	17	1978h	7	6

Steelers won 13, lost 5

CINCINNATI REDS

	STEELERS	REDS		STEELERS	REDS
1933	17	0	1934h	13	0
1933	0	0	1934	0	*13

Steelers won 2, lost 1, tied 1

**Franchise transferred to St. Louis during 1934 season*

CLEVELAND BROWNS

	STEELERS	BROWNS		STEELERS	BROWNS
1950h	17	30	1964	23	7
1950	7	45	1964h	17	30
1951	0	17	1965	19	24
1951h	0	28	1965h	21	42
1952h	20	21	1966	14	41
1952	28	29	1966h	16	6
1953h	16	20	1967	10	21
1953	16	34	1967h	14	34
1954h	55	27	1968	24	31
1954	7	42	1968h	24	45
1955	14	41	1969	31	42
1955h	7	30	1969h	3	24
1956h	10	14	1970	7	15
1956	24	16	1970h	28	9
1957h	12	23	1971	17	27
1957	0	24	1971h	26	9
1958h	12	45	1972	24	26
1958	10	27	1972h	30	0
1959h	17	7	1973h	33	6
1959	21	20	1973	16	21
1960	20	28	1974h	20	16
1960h	14	10	1974	26	16
1961h	28	30	1975	42	6
1961	17	13	1975h	31	17
1962h	14	41	1976	16	18
1962	14	35	1976h	31	14
1963	23	35	1977	28	14
1963h	9	7	1977h	35	31
			1978h	15	9
			Overtime		
			1978	34	14

Steelers won 22, lost 36

DALLAS COWBOYS

	STEELERS	COWBOYS		STEELERS	COWBOYS
1960	35	28	1966	21	52
1961	24	27	1966h	7	20
1961h	37	7	1967h	21	24
1962	30	28	1968	7	28
1962h	27	42	1969h	7	10
1963h	27	21	1972	13	17
1963	24	19	1975	21	17
1964h	23	17	(Super Bowl X)		
1964	14	17	1977	28	13
1965h	22	13	1978	35	31
1965	17	24	(Super Bowl XIII)		

Steelers won 10, lost 10

DENVER BRONCOS

	STEELERS	BRONCOS		STEELERS	BRONCOS
1970	13	16	1977	7	21
1971h	10	22	1977	21	34
1973h	13	23	(AFC Playoff)		
1974	35	35	1978	21	17
Overtime			1978	33	10
1975h	20	9	(AFC Playoff)		

Steelers won 3, lost 5, tied 1

DETROIT LIONS

	STEELERS	LIONS		STEELERS	LIONS
1934	7	40	1943h	35	34
1936	3	28	1944h	6	27
1937	3	7	1944	7	21
1938	7	16	1946	7	17
1940	10	7	1947h	17	10
1942	35	7	1948	14	17

1949h	14	7	1962	7	45
1950	7	10	1962	10	17
1952h	6	31	(Playoff Bowl)		
1953	21	38	1966h	17	3
1955h	28	31	1967	24	14
1956	7	45	1969h	16	13
1959h	10	10	1973h	24	10

Steelers won 9, lost 15, tied 1

GREEN BAY PACKERS

	STEELERS	PACKERS		STEELERS	PACKERS
1933	0	47	1949	30	7
1935	0	27	1951	33	35
1935h	14	34	1951h	28	7
1936	10	42	1953h	31	14
1938	0	20	1954	21	20
1940	3	24	1957h	10	27
1941	7	54	1960h	13	19
1942	21	24	1963	14	33
1943h	28	38	1965h	9	41
1944	7	34	1967	24	17
1944h	20	35	1969h	34	38
1946	7	17	1970h	12	20
1947	18	17	1975	16	13
1948h	38	7			

Steelers won 8, lost 19

HOUSTON OILERS

	STEELERS	OILERS		STEELERS	OILERS
1970h	7	19	1975h	24	17
1970	7	3	1975	32	9
1971h	23	16	1976h	32	16
1971	3	29	1976	21	0
1972h	24	7	1977	10	27
1972	9	3	1977h	27	10
1973	36	7	1978	17	24
1973h	33	7	1978h	13	3
1974	13	7	1978h	34	5
1974h	10	13	(AFC Championship)		

Steelers won 14, lost 5

KANSAS CITY CHIEFS

	STEELERS	CHIEFS		STEELERS	CHIEFS
1970h	14	31	1974	34	24
1971	16	38	1975h	28	3
1972h	16	7	1976	45	0
			1978h	27	24

Steelers won 5, lost 2

LOS ANGELES RAMS

	STEELERS	RAMS		STEELERS	RAMS
1938	7	13	1952	14	28
1939	14	14	1955	26	27
1941	14	17	1956h	30	13
1944h	28	30	1961	14	24
1944h	6	33	1964h	14	26
1947*h	7	48	1968	10	45
1948	14	31	1971h	14	23
1949h	7	7	1975	3	10
			1978	7	10

Steelers won 1, lost 14, tied 2

**Franchise transferred from Cleveland to Los Angeles after 1945 season.*

MIAMI DOLPHINS

	STEELERS	DOLPHINS		STEELERS	DOLPHINS
1971	21	24	1973	26	30
1972	17	21	1976h	14	3

(AFC Championship)

Steelers won 1, lost 3

MINNESOTA VIKINGS

	STEELERS	VIKINGS		STEELERS	VIKINGS
1962h	39	31	1972h	23	10
1964	10	30	1975	16	6
1967h	27	41	(Super Bowl IX)		
1969	14	52	1976	6	17

Steelers won 3, lost 4

NEW ENGLAND PATRIOTS

	STEELERS	PATRIOTS		STEELERS	PATRIOTS
1972h	33	3	1976h	27	30
1974	21	17			

Steelers won 2, lost 1

NEW ORLEANS SAINTS

	STEELERS	SAINTS		STEELERS	SAINTS
1967	14	10	1969	24	27
1968h	12	16	1974	28	7
1968	14	24	1978h	20	14

Steelers won 3, lost 3

NEW YORK BULLDOGS

	STEELERS	BULLDOGS		STEELERS	BULLDOGS
1949h	24	13	1949	27	0

Steelers won 2, lost 0

NEW YORK GIANTS

	STEELERS	GIANTS		STEELERS	GIANTS
1933	2	23	1952h	63	7
1933	3	27	1953h	24	14
1934h	12	14	1953	14	10
1934	7	17	1954h	12	14
1935h	7	42	1954	3	24
1935	0	13	1955h	30	23
1936h	10	7	1955	19	17
1937h	7	10	1956	10	38
1937	0	17	1956h	14	17
1938h	14	27	1957	0	35
1938	13	10	1957h	21	10
1939h	7	14	1958	31	10
1939	7	23	1958h	6	17
1940h	10	10	1959h	16	21
1940	0	12	1959	14	9
1941h	10	37	1960h	17	19
1941	7	28	1960	24	27
1942h	13	10	1961h	14	17
1942	17	9	1961	21	42
1943h	28	14	1962h	27	31
1943	14	42	1962	20	17
1944	0	23	1963h	31	0
1945h	6	34	1963	17	33
1945	21	7	1964h	27	24
1946h	14	17	1964	44	17
1946	0	7	1965h	13	23
1947	38	21	1965	10	35
1947h	24	7	1966h	34	34
1948	38	28	1966h	47	28
1948h	27	34	1967h	24	27
1949h	28	7	1967	20	28
1949	21	17	1968h	20	34
1950h	7	18	1969	7	10
1950	17	6	1969h	17	21
1951h	13	13	1971h	17	13
1951	0	14	1976	27	0

Steelers won 26, lost 42, tied 3

NEW YORK JETS

	STEELERS	JETS		STEELERS	JETS
1970h	21	17	1975	20	7
1973h	26	14	1977	23	20
			1978	28	17

Steelers won 5, lost 0

OAKLAND RAIDERS

	STEELERS	RAIDERS		STEELERS	RAIDERS
1970	14	31	1974h	0	17
1972h	34	28	1974	24	13
1972h	13	7	(AFC Championship)		
(AFC Playoffs)			1975h	16	10
1973	17	9	(AFC Championship)		
1973	14	33	1976	28	31
(AFC Playoffs)			1976	7	24
			(AFC Championship)		
			1977h	7	16

Steelers won 5, lost 6

PHILADELPHIA EAGLES

	STEELERS	EAGLES		STEELERS	EAGLES
1933	6	25	1952h	25	31
1934h	0	17	1952	21	26
1934	9	7	1953	7	23
1935	17	7	1953h	7	35
1935h	6	17	1954	17	7
1936h	17	0	1954h	22	24
1936	6	0	1955h	13	7
1936*	27	14	1955	0	24
1937**	16	7	1956h	21	35
1938h	7	27	1956	7	14
1938	7	14	1957h	6	0
1939	14	17	1957	6	7
1939h	24	12	1958h	24	3
1940h	7	3	1958	31	24
1940	0	7	1959	31	0
1941h	7	10	1959h	24	28
1941	7	7	1960	21	34
1942h	14	24	1960h	27	21
1942	14	0	1961	16	21
1945h	3	45	1961h	24	35
1945	6	30	1962h	13	7
1946h	10	7	1962	26	17
1946	7	10	1963	21	21
1947h	35	24	1963h	20	20
1947	0	21	1964	7	21
1947h	0	21	1964h	10	34
(Eastern Conference Playoff)			1965	20	14
1948	7	34	1965h	13	47
1948	0	17	1966h	14	31
1949h	7	38	1966	23	27
1949	17	34	1967	24	34
1950h	10	17	1968h	6	3
1950	9	7	1969	27	41
1951h	13	34	1970	20	30
1951	17	13	1974h	27	0

Steelers won 25, lost 41, tied 3

*Buffalo, N.Y. **Charleston, W. Va.

ST. LOUIS CARDINALS

	STEELERS	CARDINALS		STEELERS	CARDINALS
1933	14	13	1958	27	20
1935h	17	13	1958h	28	21
1936	14	6	1959*	35	20
1937h	7	13	1959	24	45
1939h	0	10	1960h	27	14
1940h	7	7	1960	7	38
1942h	19	3	1961h	30	27
1943h	34	13	1961	0	20
1945h	23	0	1962	26	17
1946h	14	7	1962h	19	7
1948h	7	24	1963h	23	10
1950	28	17	1963	23	24
1950h	28	7	1964	30	34
1951	28	14	1964h	20	21
1952	17	14	1965h	7	20
1952h	34	28	1965	17	21
1953h	31	28	1966h	30	9
1953	21	17	1966	3	6
1954	14	17	1967h	14	28
1954h	20	17	1967	14	14
1955h	14	7	1968	28	28
1956h	14	7	1968h	10	20
1956	27	38	1969h	14	27
1957h	29	20	1969	10	47
1957	27	2	1972	25	19

Steelers won 28, lost 20, tied 3

*Franchise transferred from Chicago to St. Louis after 1959 season.

SAN DIEGO CHARGERS

	STEELERS	CHARGERS		STEELERS	CHARGERS
1971h	21	17	1975	37	0
1972	24	2	1976h	23	0
1973h	38	21	1977	10	9

Steelers won 6, lost 0

SAN FRANCISCO 49ers

	STEELERS	49ers		STEELERS	49ers
1951h	24	28	1965	17	27
1952	24	7	1968h	28	45
1954	3	31	1973	37	14
1958	20	23	1977h	27	0
1961h	20	10	1978	24	7

Steelers won 5, lost 5

SEATTLE SEAHAWKS

	STEELERS	SEAHAWKS		STEELERS	SEAHAWKS
1977h	30	20	1978h	21	10

Steelers won 2, lost 0

TAMPA BAY BUCCANEERS

	STEELERS	BUCS
1976h	42	0

Steelers won 1, lost 0

WASHINGTON REDSKINS

	STEELERS	REDSKINS		STEELERS	REDSKINS
1933	0	21	1951	20	10
1933	16	14	1952h	24	28
1934h	0	7	1952	24	23
1934	0	39	1953h	9	17
1935h	6	0	1953	14	13
1935	3	13	1954h	37	7
1936h	10	0	1954	14	17
1936	0	30	1955h	14	23
1937*	20	34	1955	17	28
1937h	21	13	1956h	30	13
1938h	0	7	1956	23	0
1938	0	15	1957h	28	7
1939	14	44	1957	3	10
1939h	14	21	1958h	24	16
1940h	10	40	1958	14	14
1940	10	37	1959h	17	23
1941h	20	24	1959	27	6
1941	3	23	1960	22	10
1942	14	24	1960h	27	27
1942h	0	14	1961h	20	0
1943h	14	14	1961	30	14
1943h	27	14	1962h	23	21
1944	20	42	1962	27	24
1945h	0	14	1963h	38	27
1945	0	24	1963	34	28
1946	14	14	1964h	0	30
1946h	14	7	1964	14	7
1947	26	27	1965h	3	31
1947	21	14	1965	14	35
1948	14	17	1966h	27	33
1948h	10	7	1966	10	24
1949h	14	27	1967h	10	15
1949	14	27	1968	13	16
1950	7	24	1969h	7	14
1950h	9	17	1973h	21	16
1951h	7	22			

Steelers won 27, lost 40, tied 4

**Transferred from Boston to Washington after 1936 season.*

STEELERS TOUGH AT THREE RIVERS

The Steelers' all-time regular season record in Three Rivers Stadium is 53 wins and 12 losses for a winning percentage of .815. Their playoff record at home is 6-1 which gives them an overall home mark of 59-13 for a percentage of .819. The Steelers were 7-1 at home in 1978.

ALL TIME STEELER PLAYER DRAFTS

1979

1. Hawthorne, Greg (RB), Baylor. 2. Valentine, Zack(LB), East Carolina. 3. None 4-a. Davis, Russell (RB), Michigan (choice from Detroit), 4-b. Sweeney, Calvin (WR), Southern California. 5. Board, Dwaine (DE), North Carolina A & T. 6-a. Murrell, Bill (TE), Winston-Salem (choice from San Diego). 6-b. Woodruff, Dwayne (CB), Louisville (choice from New England). 6-c. Bahr, Matt (PK), Penn State. 7. Kimball, Bruce (G), Massachusetts. 8. Graves, Tom (LB), Michigan State. 9. Kirk, Rick (DE), Denison. 10. Thompson, Tod (TE), Brigham Young. 11. Moore, Charlie(C), Wichita State. 12-a. Smith, Ed (LB), Vanderbilt (choice from Philadelphia). 12-b. Almond, Mike (WR), Northwestern Louisiana.

1978

1. Johnson, Ron (CB), Eastern Michigan. 2. Fry, Willie (DE), Notre Dame 3. Colquitt, Craig (P.), Tennessee 4. Anderson, Larry (CB), Louisiana Tech 5. Choice traded to Green Bay for Dave Pureifoy 6. Reutershan, Randy (WR), Pitt 7. Dufresne, Mark (TE), Nebraska 8-a. Moser, Rick (RB), Rhode Island (choice from St. Louis for Marv Kellum) 8-b Keys, Andre (WR), California Poly 9. Reynolds, Lance (OT), Brigham Young 10-a. Becker, Doug (LB), Notre Dame 10-b. Jurich, Tom (PK), Northern Arizona (choice from Tampa Bay for Ernie Holmes) 11-a. Terry, Nat (CB), Florida State (choice from Tampa Bay for Ernie Holmes) 11-b. Brzoza, Tom (C), Pitt 12. Carr, Brad (LB), Maryland.

1977

1. Cole, Robin (LB), New Mexico 2. Thornton, Sidney (RB), Northwestern Louisiana 3-a. Beasley, Tom (DT), Virginia Tech (choice from New York Jets) 3-b. Smith, Jim(WR), Michigan 4-a. Petersen, Ted(C), Eastern Illinois (choice from Green Bay) 4-b. Smith, Laverne(RB), Kansas (choice from Chicago) 4-c. Audick, Dan(G), Hawaii 5-a. Stoudt, Cliff(QB), Youngstown State (choice from Kansas City) 5-b. Courson, Steve(G), South Carolina (choice from Detroit) 5-c. Winston. Dennis(LB), Arkansas 6. Harris, Paul(LB), Alabama 7. Frisch, Randy(DT). Missouri 8. August. Phil(WR), Miami(Fla.) 9. Kelly, Roosevelt(TE), Eastern Kentucky 10-a. Cowans, Alvin (DB), Florida (choice from Buffalo) 10-b. LaCrosse, Dave(LB), Wake Forest 11. West, Lou(DB). Cincinnati 12. Stephens. Jimmy(TE), Florida.

1976

1. Cunningham, Bennie(TE), Clemson 2-a. Pinney, Ray(C), Washington (choice from Chicago) 2-b. Kruczek, Mike(QB) Boston College (choice from Baltimore) 2-c. Files, James(G-C). McNeese State 3-a. Coder, Ron(DT), Penn State (choice from Green Bay) 3-b. Pough, Ernest(WR), Texas Southern 4-a. Monds, Wonder(S), Nebraska (choice from Baltimore) 4-b. Bell, Theo(WR), Arizona 5 Norton, Rodney(LB), Rice 6-a. Dunn, Gary(DT), Miami(Fla.), (choice from St. Louis). 6-b Deloplain, Jack(RB), Salem(W. Va.) 7 Burton, Barry(TE), Vanderbilt 8. McAleney, Ed(DE), Massachusetts 9. Gaines, Wentford(CB). Cincinnati 10. Campbell, Gary(LB), Colorado 11. Fuchs, Rolland(RB), Arkansas 12. Carroll, Bill(WR), East Texas State 13. Kain, Larry(LB), Ohio State 14. Fields, Wayne(DB), Florida 15. Davis Mel(DE), North Texas State 16. Butts, Randy(RB), Kearney State 17. Kirk, Kelvin(WR), Dayton.

STEELERS VS. NFL OPPONENTS*

Team	Won	Lost	Tied
Atlanta Falcons	4	1	0
Baltimore Colts	6	3	0
Buffalo Bills	4	1	0
Chicago Bears	3	16	1
Cincinnati Bengals	13	5	0
Cleveland Browns	22	36	0
Dallas Cowboys	10	10	0
Denver Broncos	3	5	1
Detroit Lions	9	15	1
Green Bay Packers	8	19	0
Houston Oilers	14	5	0
Kansas City Chiefs	5	2	0
Los Angeles Rams	1	14	2
Miami Dolphins	1	3	0
Minnesota Vikings	3	4	0
New England Patriots	2	1	0
New Orleans Saints	3	3	0
New York Giants	26	42	3
New York Jets	5	0	0
Oakland Raiders	5	6	0
Philadelphia Eagles	25	41	3
St. Louis Cardinals	28	20	3
San Diego Chargers	6	0	0
San Francisco 49ers	5	5	0
Seattle Seahawks	2	0	0
Tampa Bay Buccaneers	1	0	0
Washington Redskins	27	40	4

*Includes Postseason

1975

1. Brown, Dave(DB), Michigan 2. Barber, Bob(DE), Grambling 3. White, Walter(TE), Maryland 4. Evans, Harold(LB), Houston 5. Sexton, Brent(DB), Elon 6. Crenshaw, Marvin(OT), Nebraska 7. Mattingly, Wayne(OT), Colorado 8. Kropp, Tom(LB), Kearney St. (choice from Kansas City) 8-a. Humphrey, Al(DE), Tulsa 9. Clark, Eugene(G), UCLA (choice from New England) 9-a. Reimer, Bruce(RB), No. Dakota St. 10. Heyer, Kirk(DT), Kearney St. (choice from New England) 10-a. Gray, Archie(WR), Wyoming 11. Little Randy(TE), W. Liberty St. (W. VA.) 12. Murphy, Greg(DE), Penn. St. 13. Gaddis, Robert (WR), Mississippi Valley 14. Collier, Mike(RB), Morgan St. 15. Thatcher, Jim(WR), Langston (choice from Kansas City) 15-a. Smith, Marty(DT), Louisville 16. Bassler, Miller(TE), Houston 17. Hegener, Stan(G), Nebraska.

1974

1. Swann, Lynn(WR), So. California 2. Lambert, Jack(LB), Kent St. 3. Choice to Oakland 4-a. Stallworth, John(WR), Alabama A. & M. (choice from New England) 4-b. Allen, Jim(DB), UCLA 5. Webster, Mike(C), Wisconsin 6a. Wolf, James(DE), Prairie View (choice from Denver) 6-b. Druschel, Rick(OT), No. Carolina St. 7-a. Sitterle, Allen(OT), No. Carolina St. (choice from New England) 7-b. Garske, Scott(TE), Eastern Washington St. 8. Gefert, Mark(LB), Purdue 9-a. Reamon, Tom(RB), Missouri (choice from Denver) 9-b. Davis, Charlie(DT), Texas Christian 10-a. Kregel, Jim(G), Ohio St. (choice from New England) 10-b. Atkinson, Dave(DB), Brigham Young 11. Morton, Dickey(RB), Arkansas 12. Lickiss, Hugh(LB), Simpson (Iowa) 13. Kolch, Frank(QB), Eastern Michigan 14. Henley, Bruce(DB), Rice 15. Hunt, Larry(DT), Iowa St. 16. Morgan, Octavus(LB), Illinois 17. Moore, Larry(DE), Angelo St.(Tex.)

1973

1. Thomas, James(DB), Florida St. 2. Phares, Ken(DB), Mississippi St. 3. Bernhardt, Roger(G), Kansas 4. Clark, Gail(LB), Michigan St. 5. Reavis, David(DE), Arkansas (choice from New Orleans) 5-a. Clark, Larry(LB), No. Illinois 6. Bell, Ron(RB), Illinois St. 7. Dorsey, Nate(DE), Mississippi Valley 8. Toews, Loren(LB) California (choice from Denver) 9. Bonham, Bracy(G), No. Carolina Central 10. Wunderly, Don(DT), Arkansas 11. White, Bob(DB), Arizona 12. Lee, Willie(RB), Indiana St. 13. Fergerson, Rick(WR), Kansas St. 14. Cowan, Roger(DT), Stanford 15. Cross, Charles(DB), Iowa 16. Nardi, Glen(DT), Navy 17. Shannon, Mike(DT), Oregon St.

1972

1. Harris, Franco(RB), Penn State 2. Gravelle, Gordon(OT), Brigham Young 3. McMakin, John(TE), Clemson 4. Brinkley, Lorenzo(DB), Missouri(choice from NY Giants) 4-a. Bradley, Ed(LB), Wake Forest 5. Furness, Steve(DE), Rhode Island 6. Meyer, Dennis(DB), Arkansas St. 7. Colquitt, Joe(DE), Kansas St. (choice from NY Giants) 8. Vincent, Stahle(RB), Rice 9. Kelley, Don(DB), Clemson 10. Brown, Bob(DT), Tampa 11. Gilliam, Joe(QB), Tennessee St. 12. Curl, Ron(OT), Michigan St. 13. Messmer, Ernie(DT), Villanova 14. Durrance, Tom(RB), Florida 15. Hulecki, John(G), Massachusetts (choice from Houston) 15-a. Harrington, Charles(G), Wichita 16. Hawkins, Nate(WR), Nevada-Las Vegas 17. Linehan, Ron(B), Idaho.

1971

1. Lewis, Frank(WR), Grambling 2. Ham, Jack(LB), Penn St. 3. Davis, Steve(RB), Delaware St. 4. Mullins, Gerry(G), So. California 4-a. White, Dwight(DE), E. Texas St. (choice from Baltimore) 5. Brown, Larry(TE), Kansas (choice from New Orleans) 5-a. Holmes, Melvin(OT), No. Car. A&T 5-b. Anderson, Ralph(DB), W. Texas St. (choice from Miami) 5-c. Brister, Fred(LB), Mississippi (choice from Minnesota) 6. Hanneman, Craig(G), Oregon St. 7. McClure, Worthy(OT-G), Mississippi 8. Crowe, Larry(RB), Texas Southern (choice from New Orleans) 8-a. Rogers, Paul(K), Nebraska 8-b. Holmes, Ernie(DT), Texas Southern (choice from Miami) 9. Anderson, Mike (LB), Louisiana St. 10. O'Shea, Jim(LB), Boston College 11. Wagner, Mike(DB), Western Illinois 12. (Choice to Baltimore) 13. Young, Alfred(WR), So. Car. St. 14. Evans, McKinney(DB), New Mex. Highlands 15. Makin, Ray(G), Kentucky 16. Huntley, Walter(DB), Trinity(Tex.) 17. Ehle, Dan(RB), Howard Payne.

1970

1. Bradshaw, Terry(QB), Louisiana Tech 2. Shanklin, Ron(WR), North Texas St. 3. Blount, Mel(DB), Southern 4. George, Ed(OT), Wake Forest 4-a. Evenson, Jim(RB), Oregon (choice from New York Giants) 5. Staggers, Jon(WR), Missouri 6. Barrera, Manuel(LB), Kansas State 6-a. Kegler, Clarence(OT), So. Carolina St. 7. Griffin, Danny(RB), Texas-Arlington 8. Smith, Dave(WR), Indiana (Pa.) 9. Crennel, Carl(LB), West Virginia 10. Brown, Isaiah(DB), Stanford 11. Hunt, Calvin(C), Baylor 12. Sharp, Rick(OT), Washington 13. Main, Billy(RB), Oregon St. 14. Askson Burt(LB), Texas Southern 15. Keppy, Glen(DT), Platteville (Wis.) 16. Yanosky, Frank(DT), Tennessee 17. Key, Harry(TE), Mississippi Valley.

1969

1. Greene, Joe(DT), No. Texas St. 2. Hanratty, Terry(QB), Notre Dame 2-a. Bankston, Warren(RB), Tulane (choice from San Francisco) 3. Kolb, Jon(C), Oklahoma St. 4. Campbell, Bob(RB), Penn St. 5. Choice to St. Louis 6. Choice to Green Bay 7. Beatty, Charles(DB), No. Texas St. 7-a. Brown, Chadwick(OT), E. Texas St. 8. Cooper, Joe(WR), Tennessee St. 9. Sodaski, John(DB), Villanova 10. Greenwood, L.C.(DE), Arkansas AM & N 11. Washington, Clarence(DT), Arkansas AM & N 12. Fisher, Doug(LB), San Diego St. 13. Lynch, John(LB), Drake 14. Houmard, Bob(RB), Ohio U. 15. Liberto, Ken(WR), Louisiana Tech 16. Mosley, Dock(WR), Alcorn A & M 17. Eppright, Bill(K), Kent St.

1968

1. Taylor Mike (OT), So. California 2. Ruple, Ernie(OT), Arkansas 3. Choice to Cleveland 3-a. Henderson, Jon(WR), Colorado St. (choice from Minnesota) 3-b. Herbert, Ken(K), Houston (choice from Los Angeles) 4. Choice to Green Bay 5. Choice to Green Bay 6. Choice to Atlanta 7. Dalton, Doug(RB), New Mexico St. 7-a. Glennon, Bill(DT), Washington (choice from Los Angeles) 8. Holman, Danny(QB), San Jose St. 9. Knight, John(DE), Weber St. 10. Choice to Cleveland 11. King, Kim(RB), Georgia Tech 12. Wheeler, Sam(LB), Wisconsin 13. Roundy, Joe(G), Puget Sound 14. Harris, Lou(DB), Kent St. 15. Lanning, Bob(DE), No. Montana 16. Bleier, Rocky(RB), Notre Dame 17. Cole, Bob(LB), So. Carolina.

1967

1. Choice to Green Bay 2. Shy, Don(RB), San Diego St. 3. Choice to San Francisco 3-a. Freitas, Rockne(C), Oregon (choice from Philadelphia) 4. May, Ray(LB), So. California 5. Choice to Green Bay 6. Choice to Atlanta 6-a. Haggerty, Mike(OT), Miami(Fla.) 7. Choice to Washington 8. Barnes, Mike(OT), Purdue 8-a. Foruria, John (QB), Idaho (choice from Minnesota) 9. Otis, Paul(DT), Houston 10. Wilsey, Bill(LB), Fresno St. 11. Whitcomb, Jim(WR), Emporia St. (Kan.) 12. Choice to Baltimore 13. Homan, Jim(G), So. California 14. Anderson, Chet(TE), Minnesota 15. Love, Mike(RB), Abilene Christian 16. Smith, Bill(C), Oregon 17. Davenport, Mike(RB), Wyoming.

1966

1. Leftridge, Dick(RB), West Virginia 2. Gagner, Larry(G), Florida 3. Killorin, Pat(C), Syracuse 4. Choice to Chicago 5. Choice to Detroit 6. Choice to Minnesota 7. Booser, Emerson(RB), Maryland St. 8. Choice to New York 9. Stewart, Dale(WR), Pitt 10. Marion, Jerry(RB), Wyoming 11. Washington, Charley(RB), Grambling 12. Choice to Dallas 13. Dial, Benjy(QB), Eastern New Mexico 14. Novogratz, Joe(LB), Pitt 15. Dobson, Joe(OT), Idaho 16. Long, Jim(WR), Purdue 17. Brundage, Mike(QB), Oregon 18. Lucas, Kenny(QB), Pitt 19. Neilson, Dave(QB), Albion 20. Springer, Ron(OT), Albion.

1965

1. Choice to Chicago 2. Jefferson, Roy(WR), Utah 3. Choice to New York 4. Choice to Detroit 5. Choice to Green Bay 6. Choice to Green Bay 7. Browning, Charlie(RB), Washington 8. Howley, Bill(E), Pitt 9. Neville, Tom(T), Mississippi St. 10. Tobey, Dave(C), Oregon 11. Molden, Frank(T), Jackson St. 12. Lofquist, Craig(B), Minnesota 13. Wilburn, J. R.(B), South Carolina 14. Butler, Jim(B), Edward Waters 15. Carrell, John(T), Texas Tech 16. Dusenbury, Doug(K), Kansas St. 17. Canale, Whit(B), Tennessee 18. Howard, Bob(B), Stanford 19. Price, Lonnie(B), Southwestern Louisiana 20. Fertig, Craig(QB), So. California.

1964

1. Martha, Paul(B), Pitt 2. Choice to Chicago 2-a. Kelly, Jim(E), Notre Dame (choice from Chicago) 3. Baker, Ralph(LB), Penn State 4. McGee, Ben(T), Jackson St. 5. Alley, T. W.(T), William & Mary 6. Gibson, Tom(G), So. Carolina 7. Smith, Bobby(B), No. Texas St. 8. Currington, Bob(B), No. Carolina College 9. Nichols, Bob(T), Stanford 10. Choice to Cleveland 11. Soleau, Bob(G), William & Mary 12. Sherman, Bob(B), Iowa 13. Baker, Glenn(T), Washington St. 14. Jenkins, Tom(G), Ohio St. 15. Brown, Barry(E), Florida 16. Kesler, Ed(B), No. Carolina 17. Shaw, Dennis(C), Detroit 18. Dobbins, Oliver(B), Morgan St. 19. Marshall, Don(T), Lehigh 20. Generalovich, Brian(E), Pitt.

1963

1. Choice to Chicago 2. Choice to Baltimore 3. Choice to Green Bay 4. Choice to Chicago 5. Choice to Los Angeles 6. Choice to Chicago 7. Choice to Green Bay 8. Atkinson, Frank(T), Stanford 9. Carrington, Gene(T), Boston College 10. Nelsen, Bill(QB), So. California 11. Dixon, Hewitt(B), Florida A & M 12. Curry, Roy(B), Jackson St. 13. Gray, Hal(LB), Los Angeles St. 14. Dickerson, Bob(E), Bethune-Cookman 15. Szykowny, Matt(QB), Iowa 16. Russell, Andy(LB), Missouri 17. Stein, Tim(C), Miami (Ohio) 18. Bradshaw, Jim(B), Chattanooga 19. Berg, Roger(T), St. Thomas (Minn) 20. Traficant, Jim(QB), Pitt.

1962

1. Ferguson, Bob(B), Ohio St. 2. Choice to Chicago 3. Choice to Los Angeles 4. Choice to Detroit 5. Choice to Baltimore 6. Choice to San Francisco 7. Collins, Jack(B), Texas 8. Ballman, Gary(B), Michigan St. 9. Powers, John(E), Notre Dame 10. Vignali, Larry(G), Pitt 11. Willis, Bob(E), California 12. Mudie, Sam(QB), Rutgers 13. Woodward, Dave(T), Auburn 14. Whittaker, Jim(E), Nevada 15. Hatch, Vern(E), No. Carolina College 16. Ply, Bobby(QB), Baylor 17. Tucker, Nat(B), Florida A & M 18. Yarbrough, Darrell(T), Northwest Louisiana St. 19. Kuprok, John(E), Pitt. 20. Knight, John(B), Valparaiso.

1961

1. Choice to San Francisco 2. Pottios, Myron(LB), Notre Dame 3. Choice to Detroit 4. Choice to San Francisco 5. Choice to Baltimore 6. Choice to Los Angeles 7. Hoak, Dick(B), Penn St. 8. Balthazar, George(T), Tennessee A & I 9. Choice to San Francisco 10. Mack Bill(B), Notre Dame 11. Clements, Skip(B), No. Carolina 12. Jackunas, Frank(T), Detroit 13. Choice to San Francisco 14. Schmitz, Bob(LB), Montana St. 15. McConn, Ray(B), West Texas St. 16. Scott, Wilbert(B), Indiana 17. Nofsinger, Terry(QB), Utah 18. Simko, John(E), Augustana(S.D.) 19. Wyatt, Bernie(B), Iowa 20. Jones, Mike(B), San Jose St.

1960

1. Spikes, Jack(B), TCU 2. Choice to Cleveland 3. Choice to Los Angeles 4. Choice to Detroit 5. Choice to St. Louis 6. Choice to Los Angeles 7. Dennis, Lonnie(G), Brigham Young 8. Lanphear, Dan(G), Wisconsin 9. Harris, Marshall(B), TCU 10. Kapele, John(T), Brigham Young 11. Choice to San Francisco 12. Butler, Earl(T), No. Carolina 13. Womack, Joe(B), Los Angeles St. 14. Keys, Brady(B), Colorado St. 15. Essenmacker, Larry(T), Alma 16. Ames, Dave(B), Richmond 17. Chamberlain, Dale(B), Miami (Ohio) 18. Lee, Charley(T), Iowa 19. Turley, Howard(E), Louisville 20. Harshberger, George(T), Wichita

1959

1. Choice to San Francisco 2. Choice to Detroit 3. Choice to Los Angeles 4. Choice to Los Angeles 5. Choice to Green Bay 6. Choice to Detroit 7. Choice to Washington 8. Barnett, Tom(B), Purdue 9. Davis, Hal(G), Houston 10. Gunnels, Riley(T), Georgia 11. Curtis, Overton(B), Utah St. 12. Pavliska, Bill(B), Baylor 13. Bohling, Dewey(B), Hardin-Simmons 14. Peppercorn, John(E), Kansas 15. Brodnax, John(B), LSU 16. Carrico, Bill(G), No. Texas St. 17. Leeka, Bill(T), UCLA 18. Seinturier, John(T), So. California 19. Kocourek, Dave(E), Wisconsin 20. Hayes, Rudy(B), Clemson 21. Green, Johnny(QB), Chattanooga 22. Polk, Burley(T), Hardin-Simmons 23. Davie, Ernye(B), McMurry(Tex.) 24. Farmer, Wayne(T), Purdue 25. Miller, Ron(E), Vanderbilt 26. Scott, John(T), Ohio St. 27. Tolar, Charley(B), Northwestern Louisiana 28. Hall, Ronnie(B), Missouri Valley 29. Loncar, Dick(T), Notre Dame 30. Fierstad, Willus(B), Minnesota.

1958

1. Choice to San Francisco 2. Krutko, Larry(B), West Virginia 3. Krisher, Bill(G), Oklahoma 4. Choice to Los Angeles 5. Choice to Los Angeles 6. Lasse, Dick(E), Syracuse 7. Choice to Baltimore 8. Choice to Detroit 9. Choice to Detroit 10. Campbell, Dick(D), Marquette 11. Aldrich, Larry(E), Idaho 12. Reed, Leroy(B), Mississippi 13. Choice to San Francisco 14. Jennings, Doyle(T), Oklahoma 15. Sears, Ed(B), Florida 16. Perkins, John(T), Mississippi Southern 17. Lewis, Joe(T), Compton JC(Calif.) 18. Choice to Detroit 19. Keady, Gene(B), Kansas St. 20. Johnson, George(T), Wake Forest 21. Jones, Everett(G), Utah 22. Thompson, Bill(E), Duke 23. Trowbridge, Ken(B), No. Carolina St. 24. Roberts, Norm(E), E. Texas St. 25. Groce, Bill(B), No. Texas St. 26. Evans, Jon(E), Oklahoma A & M 27. Dellinger, Floyd(B), Texas Tech 28. Akin, Dean(E), Jacksonville St. (Ala.) 29. Fuquay, Mert(E), Baylor 30. Scherer, Dick(E), Pitt.

1957

1. Dawson, Lenny(QB), Purdue 2. Michael, Bill(T), Ohio St. 3. Owens, Don(T), Mississippi Southern 4. Choice to Washington 5. Richards, Perry(E), Detroit 6. Volkert, George(B), Georgia Tech 7. Johnson, Curley(B), Houston 8. Choice to Chicago Bears 9. Hutchings, Charley(T), Miami (Fla.) 10. Jelic, Ralph(B), Pitt 11. Hughes, Dick(B), Tulsa 12. Ellison, Vern(G), Oregon St. 13. Underwood, Dwaine(T), Oklahoma A & M 14. Crawford, Jim(B), Wyoming 15. Canil, Herman(T), Pitt 16. Choice to Baltimore 17. Salvaterra, Coryn(B), Pitt 18. Bigbee, Len(E), E. Texas St. 19. Bennett, Phil(E), Miami (Fla.) 20. Szuhan, John(T), No. Carolina St. 21. Cichowski, Gary(QB), Indiana 22. Thomas, Aurelius(G), Ohio St. 23. Pollock, Bob(T), Pitt 24. Francis, Gene(E), Illinois 25. Hinesley, Jim(E), Michigan 26. Swann, Bob(T), Vanderbilt 27. Konkoly, Bob(B), Xavier 28. Kolinsky, Frank(T), Tennessee 29. Ramage, Tom(G), Utah St. 30. Serier, Don(E), Arkansas St.

1956

Bonus Choice: Glick, Gary(B), Colorado St. 1. Davis, Art(B), Mississippi St. 2. Krupa, Joe(T), Purdue 3. Taylor, Jim(C), Baylor 4. Murley, Dick(G), Purdue 5. Murakowski, Bill(B), Purdue 6. Taylor, Ray(B), TCU 7. Gaspari, Dick(C), George Washington 8. Wellman, Vere(G), Wichita 9. Edmonds, Wayne(G), Notre Dame 10. Baldacci, Lou(B), Michigan 11. Choice to Detroit 12. Tarasovic, Phil(E), Yale 13. Holley, Weldon(B), Baylor 14. Emmons, Jim(T), Alabama 15. Choice to San Francisco 16. Reed, Lionel(B), Cen. Oklahoma St. 17. Schmidt, Bill(G), Pitt 18. Stephens, John(B), Holy Cross 19. Jacobs, Jerry(G), Florida St. 20. Glatz, Fred(E), Pitt 21. Martell, Gene(T), Notre Dame 22. DiPasquale, Ray(B), Pitt 23. Neft, Pete(QB), Pitt 24. Enggram, Bryan(E), TCU 25. O'Dell, Bill(B), Clemson 26. Sweeney, Frank(G), Xavier 27. Benson, Buddy(B), Arkansas 28. DeGraaf, Bill(B), Cornell 29. Thompson, Wes(T), Alabama.

1955

1. Varrichione, Frank(T), Notre Dame 2. Choice to Los Angeles 3. Bernet, Ed(E), SMU 4. Broussard, Fred(C), Texas A & M & Northwestern Louisiana 5. Mason, George(T), Alabama 6. Harkey, Lem(B), Emporia 7. Reeve, Hal(T), Oregon 8. Choice to Detroit 9. Unitas, John(QB), Louisville 10. Boyle, Terry(T), Cincinnati 11. Eaton, Vic(QB), Missouri 12. Cooke, Jim(E), Lincoln(Pa.) 13. Whitmer, Bob(B), Purdue 14. Byrne John(G), John Carroll 15. Duckett, Ellis(B), Michigan St. 16. Vincent, Frank(C), Glenville St.(W. Va.) 17. Merchant, Ed (B), Miami (Ohio) 18. Maier, George(G), Marshall 19. Smith ED(B), Texas Southern 20. Matykiewicz, Lou(E), Iowa 21. Phenix, Rees(T), Georgia Tech 22. McCabe, Richie(B), Pitt 23. Holz, Gordy(T), Minnesota 24. Mayock, Mike(E), Villanova 25. Bull, Charlie(G), Missouri 26. Soltau, Jim(E), Minnesota 27. Sanford, Bill(B), Hofstra 28. Williams, Dave(G), Ohio St. 29. Sinclair, Bernie(E), Texas A & M 30. Caruzzi, Jim(B), Marquette.

1954

1. Lattner, John(B), Notre Dame 2. Stark, Pat(B), Syracuse 3. Miner, Tom(E), Tulsa 4. Choice to Los Angeles 5. Choice to San Francisco 6. Pepper, Laurin(B), Mississippi Southern 7. O'Brien, Jack(E), Florida 8. Cameron, Paul(B), UCLA 9. Zombeck Joe(E), Pitt. 10. Fisher Bob(T), Tennessee 11. Cimarolli, Lou(B), Pitt 12. Fritz, Don(E), Cincinnati 13. Lattimer, Charley(C), Maryland 14. Bradford, Roger(E), Waynesburg & Duquesne 15. Drake, Tom(G), Chattanooga 16. Krol, Cas(T), Detroit 17. Fulyier, Joe(C), Oregon St. 18. Penza, Don(E), Notre Dame 19. Rydalch, Don(B), Utah 20. Prender, Fred(B), W. Chester St. 21. Tassotti, Dan(T), Miami (Fla) 22. Lapsley, John(G), Northeastern 23. Pascarella, Joe(T), Penn St. 24. Flanagan, Jack(E), Detroit 25. Barron Jim(T), Mississippi St. & Tulsa 26. Varaitis, Joe(B), Penn 27. Yewic, Tom(B), Michigan St 28. Bush Joe(G), Notre Dame 29. Fagan, Joe(T), John Carroll 30. Sweatte, Juel(B), Oklahoma

1953

1. Marchibroda, Ted(QB), Detroit & St. Bonaventure 2. John Henry Johnson(B), St. Marys (Cal) & Arizona St. 3. Matuszak, Marv(LB), Tulsa 4. Colteryann, Lloyd(E), Maryland 5. Gaona, Bob(T), Wake Forest 6. Barton, Tom(G), Clemson 7. Alderton, John (E), Maryland 8. Perry, Lowell(E), Michigan 9. Sarnese, Pat(T), Temple 10. Holohan, Frank(T), Tennessee 11. Choice to Chicago Bears 12. Robertson, Jerry(B) Kansas 13. Davis, Leo(E), Bradley 14. Montgomery, Charley(T), Mississippi 15. O'Neill, Bob(E), Notre Dame 16. Zachary, John(B), Miami (Ohio) 17. Quinn, Reed(B), Florida 18. Holben, Carl(T), Duke 19. Williams, John(B), Louisville 20. Hayley, Wil Lee(E), Auburn 21. Earley, Don(G), So. Carolina 22. O'Connor, Ed(T), Maryland 23. Correll, Ray(G), Kentucky 24. Schneidenbach, Bob(B), Miami (Fla.) 25. Hampel, Vic(E), Houston 26. McLaren, Jack(E), Bethune-Cookman 27. Delaney, Jack(B), Cincinnati 28. Cimini, Joe(T), Mississippi St. 29. Massaro, Art(B), W & J 30. Tepe, Lou(C), Duke.

1952

1. Modzelewski, Ed(B), Maryland 2. Tarasovic, George(C), LSU 3. Wadiak, Steve(B), So. Carolina 4. Gearding, Jack(T), Xavier 5. Choice to Chicago Bears 6. Choice to Los Angeles 7. Hipps, Claude(B), Georgia 8. Choice to Chicago Bears 9. Payne, Herky(B), Tennessee 10. Gilmartin, Georgel(B), Xavier 11. Spinks, Jack(B), Alcorn A & M 12. McFadden, Marv(T), Michigan St. 13. Flood, Dave(B) Notre Dame 14. Davis June(G), Texas 15. Pivrotto, Dick(B), Princeton 16. Ladygo, Pete(G), Maryland 17. Smithwich, Pat(E), St. Norberts 18 MacDonald Andy(B), Cen. Michigan 19. Kerkorian, Gary(QB), Stanford 20. Simeone Dan(T), Villanova 21. Babcock, Harry(E), Georgia 22. Byrne, Bob(B), Montana St. 23. Pollock, Vic(B), Army 24. Bestwick, Bob(QB), Pitt 25. Robinson, Jerry(B), Lincoln(Mo.) 26. Wilson, Bobby(B), Alabama 27. Doyle, Skip(B), Ohio St. 28. Hanifan, Jerry(B), St. Bonaventure 29. Wariner, Chris(E), Pitt 30. Kissel, Ed(B), Wake Forest.

1951

1. Avinger, Clarence(B), Alabama 2. Ortmann, Chuck(B), Michigan 3. Sulima, George(E), Boston University 4. French, Barry(T), Purdue 5. Sampson, Floyd(B), McMurry 6. Dodril, Dale(G), Colorado A & M 7. Mathews, Ray(B), Clemson 8. Minarik, Hank(E), Michigan St. 9. Schweder, John(G), Penn 10. Salata, Paul(E), So. California 11. McCitcheon, Joe(G), Washington & Lee 12. Brandt, Jim(B), St. Thomas(Minn.) 13. Szabo, Bill(T), Bucknell 14. Mizerany, Mike(G), Alabama 15. Webb, Clay(B), Kentucky 16. Oberg, Lambert(C), Trinity(Conn.) 17. Ghelmann, Ted(T), William & Mary 18. Field, Pat(B), Georgia 19. Pavlikowski, Bill(B), Boston University 20. Donnelly, Tom(T), Holy Cross 21. Cheatham, Ernie(T), Loyola(Cal.) 22. Hendley, Dick(B), Clemson 23. Minor, Joe(E), John Carroll 24. Alois, Art(C), San Francisco 25. Calvin, Tommy(B), Alabama 26. Pearman, Bill(G), Tennessee 27. Radcliffe, Bob(B), Wisconsin 28. Hansen, Howie(B), UCLA 29. Smith, Fred(E), Tulsa 30. Gruble, John(E), Tennessee.

1950

1. Chandnois, Lynn(B), Michigan St. 2. Stautner, Ernie(T), Boston College 3. Hughes, George(G), William & Mary 4. Choice to Chicago Bears 5. Allen, Lou(T), Duke 6. Mattson, Ed(B), Trinity (Texas) 7. Smith, Truett(B), Mississippi St. & Wyoming 8. Rogel, Fran(B), Penn St. 9. Druen, Max(T), Tulane 10. Choice to Chicago Cards 11. Williams, Charley(E), Sam Houston St. 12. Choice to Chicago Cards 13. Norton, Negley(T), Penn St. 14. Kynes, Jim(C), Florida 15. Russell, Harry(B), San Jose St. 16. Barkouskie, Bernie(G), Pitt 17. Bodine, Al(B), Georgia 18. Powell, Kenneth(E), No. Carolina 19. Gaul, Frank(T), Notre Dame 20. DeNoia, Mike(B), Scranton 21. Tomlinson, Dick(G), Kansas 22. Burak, Stan(B), George Washington 23. Kersulis, Walt(E), Illinois 24. Weaver, John(G), Miami (Ohio) 25. Numbers, Bob(C), Lehigh 26. Vaccaro, Nick(B), Florida 27. Kreiser, Eimer(E), Bloomsburg St. 28. Diehl, Jerry(B), Idaho 29. DePasqua, Carl(B), Pitt 30. Hudak, Ed(T), Notre Dame.

1949

1. Gage, Bobby(B), Clemson 2. Davis, Harper(B), Mississippi St. 3. Walsh, Bill(C), Notre Dame 4. Geri, Joe(B), Georgia 5. Long, Bill(E), Oklahoma A & M 6. Brightwell, Doug(C), TCU 7. Talarico, Bill(B), Penn 8. Brown, George(G), TCU 9. Breenan, Tom(T), Boston College 10. Hood, Bob(E), Alabama 11. Sanders, Al(C), Mississippi Southern 12. Finks, Jimmy(B), Tulsa 13. Walston, R. R.(G), No. Texas St. 14. Moon, Dave(B), SMU 15. Sobczak, Ed(E), Michigan 16. Snell, Denvard(T), Auburn 17. Kissell, Veto(B), Holy Cross 18. Shipman, Clint(T), E. Texas St. 19. McBride, Jack(E), Rice 20. Mann, Ben(G), Mississippi 21. Jackura, Joe(C), Georgia 22. Johnson, Lloyd(B), W. Texas St. 23. Owens, Jim(E), Oklahoma 24. Snowden, Ivan(T), Texas A & I 25. Goff, Bobby(B), Texas A & M

1948

1. Edwards Dan(E), Georgia 2. Nuzum, Jerry(B), New Mexico A & M 3. Wozniak, John(G), Alabama 4. Gasparella, Joe(QB), Notre Dame 5. Long, Bill(B), Penn 6. Cooper, Jim(C), No. Texas St. 7. Ryan, Ed(E) St. Mary's (Cal.) 8. Deranek, Dick(B), Indiana 9. Redfield, Paul(T), Colgate 10. Papach, George(B), Purdue 11. Finical, Tom(E), Princeton 12. Lane, Clayton(T), New Hampshire 13. Mazuca, Dick(G), Canisius 14. McPeak, Bill(E), Pitt 15. Messoline, Frank(B), Scranton 16. Lane, Tom(T) Muhlenburg 17. Barbolak, Pete(T), Purdue 18. Fogler, Fred(B), Duke 19. Snyder, Charley(T), Marshall 20. Stevens, Tally(E), Utah 21. Norman, Dike(C), Washington & Lee 22. Simmons, Floyd(B), Notre Dame 23. Hausser, Paul(T), Wichita 24. Ramsay, Bob(B), SMU 25. Whitlow, Felton(T), No. Texas St. 26. Bowen, Dinky(B), Georgia Tech 27. Gibron, Abe(G), Purdue 28. Hilken, Bruce(T), Michigan 29. Zuchowski, Ted(T), Toledo 30. DeMatteo, Tony(B), Pitt.

1947

1. Bechtol, Hub(E), Texas 2. Mastrangelo, John(G), Notre Dame 3. Wydo, Frank(T), Cornell 4. Aschenbrenner, Frank(B), Northwestern 5. Meeks, Bryant(C), So. Carolina 6. Shipkey, Jerry(B), UCLA 7. Vander Clute, Bert(G), Wesleyan 8. Gibson, Paul(E), No. Carolina St. 9. Medd, Jack(C), Wesleyan 10. Fitch, Jack(B), No. Carolina 11. Parseghian, Ara(B), Miami (Ohio) 12. Moore, Bill(T), Penn St. 13. Bruno, Larry(B), Geneva 14. Jenkins Ralph(C), Clemson 15. Nickel, Elbie(E), Cincinnati 16. Cregar, Bill(C), Holy Cross 17. Mulready, Jerry(B), No. Dakota St. 18. Smith, Warren(T), Kansas Wesleyan 19. Hamilton, Fred(T), Vanderbilt 20. Taylor, Fred(E), TCU 21. Bushmaier, Binks(B), Vanderbilt 22. Davis, Paul(B), Otterbein 23. Kalmar, Tommy(B), Pitt & Nevada 24. Mohr, Don(E), Baldwin-Wallace 25. Young, Art(G), Dartmouth 26. Sazio, Ralph(T), William & Mary 27. Pitzer, Dick(E), Army 28. Stalloni, Tom(T), Delaware 29. DiFrancesca, Vince(G), Northwestern 30. Lahr, Warren(B), Western Reserve.

1946

1. Blanchard, Doc(B), Army 2. Clark, George(B), Duke 3. Rowe, Harmond(B), Baylor & San Francisco 4. Tepsic, Joe(B), Penn St. 5. Seiferling, Jack(B), Utah St. 6. Woods, Marion(G), Clemson 7. Reinhardt, Tom(T), Minnesota 8. Ponsetto, Joe(B), Michigan 9. Evans, Bob(B), Penn 10. Bonwell, Mel(B), Central Iowa 11. Holloway, Doc(G), William & Mary 12. Owen, Carroll(B), Catawba 13. Poppin, George(T), New Mexico 14. McCain, Bob(E), Mississippi 15. Tallchief, Tom(T), Oklahoma 16. Perl, Al(B), Youngstown & Georgia 17. Lopez, Russ(C), West Virginia 18. Garrison, Charles(G), Wake Forest 19. Cloud, Bill(T), Temple 20. Garbinski, Mike(B), Penn St. 21. Loiacano, Charley(C), Lafayette 22. Johnson, George(T), Pitt. 23. Leitheiser, Bill(G), Duke 24. Adams, Roger(C), Florida 25. Verkins, Bob(B), Tulsa 26. Castle Clarence(B), Mississippi 27. Marino, Marchi(T), Penn State 28. Hansen, Bob(E), UCLA 29. Graves, Larry(T), Newberry 30. Bruce, Gall(E), Washington.

1945

1. Duhart, Paul(B), Florida 2. Dugger, Jack(E), Ohio St. 3. Dellastatious, Bill(B), Missouri 4. Adams, Roger(C), Florida 5. Mehlich, Chuck(E), Duquesne 6. Browning, Greg(E), Denver 7. Wolak, Mike(B), Duquesne 8. Hughes, Tom(T), Purdue & Missouri 9. Pense, Leon(B), Arkansas 10. Brandau, Art(C), Tennessee 11. Ball, Ray(B), Holy Cross 12. Basilone, Frank(B), Duquesne 13. Monahan, John(E), Dartmouth 14. Odelli, Mel(B), Duquesne 15. Choice to Chicago Bears 16. Ungles, Jim(B), Kansas St. 17. Itzel, John(B), Pitt 18. Wizbicki, Alex(B), Holy Cross 19. Landrigan, Jim(T), Holy Cross & Dartmouth 20. Lilienthal, Bill(T), Villanova 21. Price, Art(B), Rutgers 22. Malmberg, Don(B), UCLA 23. Hartwell, Everette(E), Auburn 24. Cain, Ed(B), Rice 25. Carlacini, Angelo(B), Pitt 26. Burns Ed(B), Boston College 27. Stough, Glen(T), Duke 28. Marsh, Jim(T), Oklahoma A & M 29. Grant, Ralph(B), Bucknell 30. Kondria, John(T), St. Vincent.

1944

1. Podesto, Johnny(B), St. Mary's Cal. 2. Odell, Bob(B), Penn 3. Gannt, Bob(E), Duke 4. McCaffray, Art(T), Santa Clara & College of Pacific 5. Owen, George(G), Wake Forest 6. Savage, Dan(B), Brown 7. Freitas, Jess(B), Santa Clara 8. Titus, George(C), Holy Cross 9. Stofko, Ed(B), St. Francis 10. Jansante, Val(E), Duquesne 11. Buda, Carl(G), Tulsa 12. Gray, Sam(E), Tulsa 13. Longacre, Bob(B), William & Mary 14. Zetty, Les(E), Muhlenberg 15. Myers Jim(G), Tennessee 16. Gottlieb, Joe(B), Duquesne 17. Davis, Hugh(B), Michigan St. 18. Sullivan, Bill(E), Villanova 19. Woodside, Jimmy(C), Temple 20. Miller, Bill(B), Penn 21. Lawson, Bob(E), Holy Cross 22. Caver, Hank(B), Presbyterian 23. Carter, Paul(T), Michigan St. 24. Holben, Dick(T), Muhlenberg 25. Tippee, Howard(B), Iowa St. 26. Maimberg, Charley(T), Rice 27. Ashbaugh, Russ(B), Notre Dame 28. Petroski, Pat(G), Miami (Fla) 29. Tosti, Joe(E), Scranton 30. Seelinger, Len(B), Wisconsin.

1943

1. Daley, Bill(B), Minnesota 2. Russell, Jack(E), Baylor 3. Connolly, Harry(B), Boston College 4. Sossamon, Lou(C), So. Carolina 5. Ratto, Al(C), St. Mary's (Cal) 6. Curry, Ray(E), St. Mary's (Cal.) 7. Murphy, Ed(E), Holy Cross 8. Dwelle, Dick(B), Rice 9. Wukits, Al(C), Duquesne 10. Repko, Joe(T), Boston College 11. Boltrek, Pete(T), No Carolina St. 12. Shiekman, Mort(G), Penn 13. Crain, Milt(B), Baylor 14. Kielbasa, Max(B), Duquesne 15. Skorich, Nick(G), Cincinnati 16. Field, Jackie(B), Texas 17. Bucek, Felix(G), Texas A & M 18. Welsh, Johnny(B), Penn 19. Compagno, Tony(B), St. Mary's (Cal.) 20. Zapalac, Willie(B), Texas A & M 21. Bain, George(T), Oregon St. 22. Wynne, Clay(T), Arkansas 23. Cibulas, Joe(T), Duquesne 24. Yambrick, Bill(C), Western Michigan 25. Freeman, Jack(G), Texas 26. Goode, Joe(B), Duquesne 27. Durishan, Jack(T), Pitt 28. Lobpries, Fritz(G), Texas 29. Jones, Art(B), Haverford 30. Ruman, Bob(B), Arizona.

1942

1. Dudley, Bill(B), Virginia 2. Martin, Vern(B), Texas 3. Casanega, Ken(B), Santa Clara 4. Kutner, Mal(E), Texas 5. Sandig, Curt(B), St. Mary's (Tex.) 6. Greene, Charley(T), Tulsa 7. Butler, Johnny(B), Tennessee 8. Spendlove, Floyd(T), Utah 9. Chase, Rayburn(B), Missouri 10. Steele, Ernie(B), Washington 11. Wood, Thornley(B), Columbia 12. Roach, Bill(E), TCU 13. Holt, Wayne(C), Tulsa 14. Mosher, Clure(C), Louisville 15. Law, Hubbard(B), Sam Houston 16. Tomic, Andy(B), Temple 17. Chamberlain, Garth(T), Brigham Young 18. Rokisky, John(E), Duquesne 19. Jenkins, Ray(B), Colorado 20. Kapriva, Frank(G), Wake Forest.

1941

1. Gladchuk, Chet(C), Boston College 2. Knolla, Johnny(B), Creighton 3. Ringgold, Jim(B), Wake Forest 4. Sears, Vic(T), Oregon St. 5. Suffridge, Bob(G), Tennessee 6. Robert, Jim(C), Marshall 7. Elrod, Ervin(E), Mississippi St. 8. Fritz, Ralph(G), Michigan 9. Uremovich, Emil(T), Indiana 10. Severin, Paul(E), No. Carolina 11. Cotton, Russ(B), Texas Mines 12. Goree, J. W.(G), LSU 13. Eibner, John(T), Kentucky 14. McAfee, Wes(B), Duke 15. Fox, Terry(B), Miami (Fla.) 16. Cornwall, Bill(T), Furman 17. Kerr, George (G), Boston College 18. Bjorcklund, Bob(E), Minnesota 19. Castiglia, Jim(B), Georgetown 20. Landsberg, Mort(B), Cornell.

1940

1. Eakin, Kay(B), Arkansas 2. Wenzel, Ralph(E), Tulane 3. Kiick, George(B), Bucknell 4. Ivy, Frank(E), Oklahoma 5. Goff, Clark(T), Florida 6. Bykowski, Frank(G), Purdue 7. Cignetti, Pete(B), Boston College 8. Nery, Carl(G), Duquesne 9. Boisseau, Dick(T), Washington & Lee 10. Shu, Paul(B), VMI 11. Cox, Cary(C), Alabama 12. Pirro, Rocco(B), Catholic 13. Noppenberg, John(B), Miami (Fla.) 14. Stublar, Nick(T), Santa Clara 15. McCarthy, Ray(B), Santa Clara 16. Gajecski, Leon(C), Penn St. 17. Sullivan Mike(E), No. Carolina St. 18. Daly, Seaton(T), Gonzaga 19. Harvey, Thad(T), Notre Dame 20. Katzenstein, Marvin(T), Colorado Mines.

1939

1. Choice to Chicago Bears 2. Choice to Brooklyn 3. Patterson, Bill(B), Baylor 4. McCullough, Hugh(B), Oklahoma 5. Wheeler, Ernie(B), No. Dakota St. 6. Boyd, Sam(E), Baylor 7. Palumbo, Eddie(B) Detroit 8. Nelson, Ole(E), Michigan St. 9. Petro Steve(G), Pitt 10. Lee, Jack(B), Carnegie Tech 11. Tomasetti, Lou(B), Bucknell 12. Cochran, Denny(B), St. Louis 13. Hoffman, Fabian(E), Pitt 14. Clary, Ed(B), So. Carolina 15. Tosi, John(C), Niagara 16. Lezouski, Al(G), Pitt 17. Longhi Ed(C), Notre Dame 18. Shrik, Dave(E), Kansas 19. Peters, Frank(E), Washington 20. Sheldrake, Tom(E), Washington.

1938

1 White, Byron(B), Colorado 1-a. Filchock, Frankie(B), Indiana 2. Choice to New York 2-a Choice to Detroit 3. Midler, Lou(T), Minnesota 4. Platakis, George(E), Duquesne 5. King, Ray(E), Minnesota 6. Burnette, Tom(B), No. Carolina 7. McDonough, Paul(E), Utah 8. McCarty, Pat(C), Notre Dame 9. Choice to Cleveland 10. Choice to Chicago Cards.

1937

1. Basrak, Mike(C), Duquesne 2. Finley, Bob(B), SMU 3. Breeden, Bill(E), Oklahoma 4. Hewes, Bo(B), Oklahoma 5. Frye, Jack(B), Missouri 6. Roach, Walt(E), TCU 7. Haines, Byron(E), Washington 8. Kordick, Marty(G), St. Mary's(Cal) 9. Patanelli, Matt(E), Michigan 10. Nevers, Stan(T), Kentucky.

1936

1. Shakespeare, Bill(B), Notre Dame 2. Barnum, Len(B), West Virginia Wesleyan 3. Grayson, Bobby(B), Standford 4. Spain, Truman(T), SMU 5. Sandefur, Wayne(B), Purdue 6. Orr, Maurice(T), SMU 7. Peters, Marty(E), SMU 8. Karpowich, Ed(T), Catholic 9. Meglen, Joe(B), Georgetown.

(Continued from Page 4)

games and won the NFL championship in 1968 before losing Super Bowl III to the Jets.

Although he spent the last four years of his playing career on defense and his nine seasons as an assistant in this phase of the game, Chuck's day-to-day duties with the Steelers find him working with the quarterbacks and the special teams. It is the teaching phase of coaching that he enjoys the most and he is very analytical in his approach to everything, in and outside football. He is unique in that he derives as much satisfaction out of the doing as the succeeding. His low-profile position has resulted in his players receiving much of the recognition and benefits that go with winning which is the way he prefers it.

Chuck was born in Cleveland on January 5, 1932 and his first formal exposure to football was there in high school where he was an All Ohio player at Benedictine High. He won a scholarship to Dayton and captained the team in his senior year. His play there led to his being picked on the 21st round of the draft by the Browns.

Chuck and his wife Marianne have a 21-year-old son, Chris, who is a student at the University of Rhode Island. Chuck's outside interests include flying, gardening, scuba diving, classical music, wine and gourmet food.

STEELER TEAM RECORDS

SCORING

Most Points

Season 373 (1975)
Game 63 (11-30-52 vs. New York Giants)

Most Points Against

Season 404 (1969)
Game 54 (11-23-41 vs. Green Bay)

Fewest Points

Season 51 (1934-12 games)
202 (1965-14 games)

Fewest Points Allowed

Season 138 (1976-14 games)
117 (1946-11 games)

Most Points, Both Teams

Game 90 (12-18-66, Pittsburgh 57 vs. Atlanta 33)
82 (10-17-54, Pittsburgh 55 vs. Cleveland 27)
75 (12-11-66, Pittsburgh 47 vs. New York Giants 28)

Fewest Points, Both Teams

Game 0 (1933, Pittsburgh 0 vs. Cincinnati 0)

Most Touchdowns

Season 46 (1978 & 1975)
Game 9 (11-30-52 vs. New York Giants)

Most Touchdowns Against

Season 50 (1968 and 1969)
Game 8 (11-23-41 vs. Green Bay)

Fewest Touchdowns Against

Season 14 (1976)

Most Touchdowns Rushing

Season 33 (1976)
Game 5 (11-7-76 vs. KC)

Most Touchdowns Rushing Against

Season 20 (1947)
Game 6 (10-24-53 vs. Green Bay)
6 (10-14-34 vs. Boston)

Fewest Touchdowns Rushing Against

Season 5 (1976)

Most Touchdowns Passing

Season 28 (1978)
Game 5 (11-30-52 vs. New York Giants)

Most Touchdown Passing Against

Season 34 (1962)
Game 5 (10-29-50 vs. Cleveland)

Fewest Touchdowns Passing Against

Season 9 (1976 & 1972)

Most Points After Touchdown

Season 44 (1978 & 1975)
Game 9 (11-30-52 vs. New York Giants)

Most Points After Touchdown Against

Season 38 (1966)

Most Field Goals

Season 29 (1973)
Game 4 (8 times, most recently on 11-17-74 vs. Cleveland)

Most Field Goals Against

Season 22 (1971)
Game 7 (9-24-67 vs. St. Louis)

FIRST DOWNS

Most First Downs

Season 316 (1978)
Game 35 (12-13-58 vs. Chicago Cardinals)

Most First Downs By Opponents

Season 264 (1978)
Game 31 (12-5-48 vs. New York Giants)

Most First Downs, Both Teams

Game 54 (12-5-48 New York Giants 31 vs. Pittsburgh 23)

Most First Downs Rushing

Season 163 (1976)
Game 21 (11-7-76 vs. KC)

Most First Downs Rushing By Opponents

Season 122 (1965)

Most First Downs Passing

Season 149 (1978)
Game 21 (12-13-58 vs. Chicago Cardinals)

Most First Downs Passing By Opponents

Season 157 (1962)
Game 22 (12-5-48 vs. New York Giants)

Most First Downs Penalties

Season 34 (1978)

Most First Downs Penalties By Opponents

Season 40 (1978)

NET YARDS

Most Net Yards Gained

Season 4987 (1978)
Game 683 (12-13-58 vs. Chicago Cardinals)

Fewest Net Yards Gained

Season 3354 (1965)

Most Net Yards Gained By Opponents

Season 4827 (1963)
Game 533 (10-29-50 vs. Cleveland)

Fewest Net Yards Gained By Opponents

Season 3074 (1974)
Game 83 (12-9-73 vs. Houston)

RUSHING

Most Yards Gained Rushing

Season 2971 (1976)
Game 356 (10-23-49 vs. New York Bulldogs)

Fewest Yards Gained Rushing

Season 1092 (1966)
Game 15 (11-3-57 vs. Baltimore)

Most Yards Gained Rushing By Opponents

Season 2193 (1954)
Game 426 (11-4-34 vs. Detroit)

Fewest Yards Gained Rushing By Opponents

Season 1125 (1953-12 games)
1377 (1967-14 games)
Game —33 (10-2-43 vs. Brooklyn)
34 (11-7-76 vs. KC)

Most Rushing Attempts

Season 653 (1976)
Game 80 (10-3-50 vs. Boston)

Fewest Rushing Attempts

Season 368 (1954-12 games)
375 (1966-14 games)

Most Rushing Attempts By Opponents

Season 513 (1978)

Fewest Rushing Attempts By Opponents

Season 363 (1962)

PASSING

Most Yards Gained Passing

Season 2895 (1958)
Game 409 (12-13-58 vs. Chicago Cardinals)

Fewest Yards Gained Passing

Season 652 (1945-11 games)
1711 (1972-14 games)
Game 0 (11-16-41 vs. Brooklyn and 11-13-49 vs. Los Angeles)

Most Yards Gained Passing By Opponents

Season 3206 (1962)
Game 401 (10-4-52 vs. Cleveland)

**Fewest Yards Gained Passing
By Opponents**

Season 1466 (1974)
Game —32 (11-27-55 vs.
Washington)

Most Passes Attempted

Season 451 (1968)
Game 52 (12-13-58 vs.
Chicago Cardinals)

Fewest Passes Attempted

Season 161 (1946 and
1942-11 games)
277 (1976)
Game 0 (11-16-41 vs. Brooklyn
and 11-13-49 vs. Los Angeles)

**Most Passes Attempted
By Opponents**

Season 442 (1978)
Game 53 (12-5-48 vs.
New York Giants)

**Fewest Passes Attempted
By Opponents**

Season 162 (1946-11 games)
339 (1974-14 games)
Game 8 (12-14-74 vs. Cin.
and 12-1-57 vs. Phil.)

Most Passes Completed

Season 214 (1971 and 1967)
Game 31 (9-22-74 vs. Denver)

Fewest Passes Completed

Season 42 (1941-11 games)
140 (1973-14 games)
Game 0 (11-16-41 vs. Brooklyn
and 11-13-49 vs.
Los Angeles)

**Most Passes Completed
By Opponents**

Season 235 (1971)
Game 36 (12-5-48 vs.
New York Giants)

**Fewest Passes Completed
By Opponents**

Season 64 (1946-11 games)
147 (1974-14 games)

**Most Opponents Passes
Intercepted**

Season 37 (1973)

**Most Passes Attempted,
Both Teams**

Game 94 (12-13-58 Pittsburgh
52 vs. Chicago
Cardinals 42)

INTERCEPTIONS**Most Interceptions**

Season 37 (1973)
Game 7 (11-30-52 vs. New
York Giants)

Fewest Interceptions

Season 12 (1965 and
1964-14 games)

Most Interceptions By Opponents

Season 35 (1965)
Game 9 (12-12-65 vs. Philadel-
phia)

Fewest Interceptions By Opponents

Season 12 (1976, 1975
& 1972-14 games)

Most Yards Interceptions Returned

Season 673 (1973)
Game 147 (10-17-54 vs.
Cleveland)

**Fewest Yards Interceptions Returned
Season**

Season 96 (1964-14 games)

**Most Yards Interceptions Returned
By Opponents**

Season 535 (1969)
Game 172 (12-12-65 vs. Philadel-
phia)

**Fewest Yards Interceptions
Returned by Opponents**

Season 47 (1975-14 games)

Most Touchdowns By Interceptions

Season 3 (1973 and 1954)
Game 2 (9-30-73 vs. Houston)

**Most Touchdowns By Interceptions
By Opponents**

Season 6 (1965 and 1964)
3 (12-12-65 vs. Philadel-
phia and 9-29-68 vs.
Baltimore)

**Most Touchdowns by Interceptions,
Both Teams**

Game 4 (12-12-65 Philadelphia
3 vs. Pittsburgh 1)

PUNTING**Most Punts**

Season 81 (1952)

Most Punts By Opponents

Season 91 (1974)

Fewest Punts

Season 51 (1958)
Game 1 (12-9-73 vs. Houston)

Fewest Punts By Opponents

Season 54 (1960)

Highest Punting Average

Season 47.0 (1961)

**Highest Punting Average
By Opponents**

Season 46.4 (1959)

PUNT RETURNS**Most Punt Returns**

Season 67 (1974)

Most Punt Returns By Opponents

Season 51 (1970)

Most Yardage By Punt Returns

Season 774 (1974)

**Most Yardage By Punt Returns
By Opponents**

Season 501 (1950)

Most Touchdowns By Punt Returns

Season 3 (1952)
Game 1 (many times)

**Most Touchdowns By Punt Returns
By Opponents**

Season 3 (1959)
Game 2 (11-1-59 vs. St. Louis)

KICKOFF RETURNS**Most Kickoff Returns**

Season 70 (1968)

Most Kickoff Returns By Opponents

Season 64 (1975)

Most Kickoff Return Yardage

Season 1502 (1966)

**Most Kickoff Return Yardage
By Opponents**

Season 1485 (1966)

**Most Touchdowns By
Kickoff Returns**

Season 2 (1952)
Game 1 (many times)

**Most Touchdowns By Kickoff
Returns By Opponents**

Season 2 (1958)
Game 1 (many times)

PENALTIES**Most Penalties**

Season 122 (1977)

Most Penalties By Opponents

Season 94 (1951)

Most Penalty Yards

Season 978 (1974)

Most Penalty Yards By Opponents

Season 954 (1978)

FUMBLES**Most Fumbles**

Season 43 (1948-12 games)
42 (1965-14 games)
Game 10 (10-9-43 vs. New York
Giants)

Most Fumbles By Opponents

Season 42 (1976)

Most Fumbles Lost

Season 23 (1957-13 games)
28 (1977-14 games)

Most Fumbles Lost By Opponents

Season 24 (1976)

SHUTOUTS**Most Shutouts**

Season 5 (1976)

Most Shutouts Against

Season 6 (1934)
1 (3 times)

INDIVIDUAL STEELER RECORDS

Service

Most Seasons

Career	14	Ernie Stautner (1950-63)
	13	Ray Mansfield (1964-76)
	12	Sam Davis (1967-78)
	11	Elbie Nickel (1947-57)

Most Games

Career	182	Ray Mansfield (1964-76)
	173	Ernie Stautner (1950-63)
	154	Sam Davis (1967-78)

Most Consecutive Games Played

182	Ray Mansfield (1964-76)
-----	-------------------------

SCORING

Most Total Points

Career	731	Roy Gerela (1971-78), 293 XPs, 146 FGs.
	384	Franco Harris (1972-78), 64 TDs.
	287	Mike Clark (1964-67), 116 XPs, 57 FGs.
	277	Lou Michaels (1961-63), 91 XPs, 62 FGs.
Season	123	Roy Gerela (1973), 36 XPs, 29 FGs.
	119	Roy Gerela (1972), 35 XPs, 28 FGs.
	110	Lou Michaels (1962), 32 XPs, 26 FGs.
Game	24	Roy Jefferson (11-3-68 vs. Atlanta), 4 TDs.
	24	Ray Mathews (10-17-54 vs. Cleveland), 4 TDs.

Most Touchdowns

Career	64	Franco Harris (1972-78)
	43	Ray Mathews (1951-59)
	42	Buddy Dail (1959-63)
	35	Lynn Swann (1974-78)
	32	John Henry Johnson (1960-65)
Season	14	Franco Harris (1972-77)
	12	Roy Jefferson (1968)
	12	Buddy Dial (1961)
	11	Franco Harris (1977, 1975 and 1972)
	11	Lynn Swann (1978 & 1975)
Game	4	Roy Jefferson (11-3-68 vs Atlanta)
	4	Ray Mathews (10-17-54 vs Cleveland)
	3	Earl Gros (12-21-69 vs. New Orleans)
	3	Franco Harris (10-29-72 vs. Buffalo)
	3	Steve Davis (9-22-74 vs. Denver)
	3	Rocky Bleier (12-5-76 vs. Tampa Bay)

Most Field Goals

Career	146	Roy Gerela (1971-78)
	62	Lou Michaels (1961-63)
	57	Mike Clark (1964-67)
Season	29	Roy Gerela (1973)
	28	Roy Gerela (1972)
	26	Lou Michaels (1961)
Game	4	Roy Gerela (11-17-74 vs. Clev., 9-23-73 vs. Clev., 10-21-73 vs. NYJ, 12-9-73 vs. Hou., 10-22-72 vs. NE and 11-7-71 vs. Clev.)
	4	Lou Michaels (12-9-62 vs. St. L. and 12-2-62 vs. Phila.)

Longest Field Goal

51 yards	Lou Michaels (9-15-63 vs. Philadelphia)
49 yards	Roy Gerela (12-9-73 vs. Hou. and 11-12-72 vs. KC)

Most Field Goal Attempts

Career	227	Roy Gerela (1971-78)
	106	Lou Michaels (1961-63)
	98	Mike Clark (1964-67)
Season	43	Roy Gerela (1973)
	41	Roy Gerela (1972)
	41	Lou Michaels (1963)
Game	8	Lou Michaels (12-2-62 vs. St. Louis)

Most Extra Points

Career	293	Roy Gerela (1971-78)
	116	Mike Clark (1964-67)
	91	Lou Michaels (1961-63)
Season	44	Roy Gerela (1978 & 1975)
	40	Roy Gerela (1976)
	36	Roy Gerela (1973)
Game	8	Gary Kerkorian (11-30-52 vs. New York Giants)

Most Extra Point Attempts

Career	306	Roy Gerela (1971-78)
Season	46	Roy Gerela (1975)
Game	8	Gary Kerkorian (11-30-52 vs. New York Giants)

RUSHING

Most Yards Rushing

Career	7,377	Franco Harris (1972-78)
	4,383	John Henry Johnson (1960-65)
	3,965	Dick Hoak (1961-70)
Season	1,246	Franco Harris (1975)
	1,162	Franco Harris (1977)
	1,141	John Henry Johnson (1962)
	1,128	Franco Harris (1976)
	1,082	Franco Harris (1978)
	1,055	Franco Harris (1972)
	1,048	John Henry Johnson (1964)
Game	1,036	Rocky Bleier (1976)
	218	John Fuqua (12-20-70 vs. Philadelphia)
	200	John Henry Johnson (10-10-64 vs. Cleveland)
	182	John Henry Johnson (12-11-60 vs. Philadelphia)
	179	Franco Harris (11-20-77 vs. Dallas)

Most Rushing Attempts

Career	1,745	Franco Harris (1972-78)
	1,132	Dick Hoak (1961-70)
	1,025	John Henry Johnson (1960-65)
Season	310	Franco Harris (1978)
	300	Franco Harris (1977)
	289	Franco Harris (1976)
	261	Franco Harris (1975)
	251	John Henry Johnson (1962)
	235	John Henry Johnson (1964)
	220	Rocky Bleier (1976)
Game	41	Franco Harris (10-17-76 vs. Cin.)
	35	Rocky Bleier (10-26-75 vs. GB)
	30	John Fuqua (11-7-71 vs. Cleveland)
	30	John Henry Johnson (10-10-64 vs. Cleveland)

Most Touchdowns Rushing

Career	61	Franco Harris (1972-78)
	28	Terry Bradshaw (1970-78)
	26	John Henry Johnson (1960-65)
	24	Dick Hoak (1961-70)
Season	14	Franco Harris (1976)
	11	Franco Harris (1977)
	10	Franco Harris (1975 and 1972)
Game	3	Rocky Bleier (12-5-76 vs. Tampa Bay)
	3	Earl Gros (12-21-69 vs. New Orleans)

Best Rushing Average (at least 1500 yards)

Career	5.8	Terry Bradshaw (1970-77)
	4.4	Bill Dudley (1942, 1945-46)
	4.3	John Henry Johnson (1960-65)
	4.2	Franco Harris (1972-78)
	4.2	John Fuqua (1970-76)
	4.1	Rocky Bleier (1968, 1970-78)
Season	5.6	Franco Harris (1972)
	5.0	John Fuqua (1970)
	4.9	Dick Hoak (1968)

Longest Rushing Plays

97	Bobby Gage (12-4-49 vs. Chicago Bears)
87	John Henry Johnson (12-11-60 vs. Philadelphia)
85	John Fuqua (12-20-70 vs. Philadelphia)
77	Dick Hoak (10-20-68 vs. New Orleans)
75	Franco Harris (11-19-72 vs. Cleveland)

PASSING

Most Yards Passing

Career	16,194	Terry Bradshaw (1970-78)
	8,983	Bobby Layne (1958-62)
	8,854	Jim Finks (1949-55)
Season	2,982	Ed Brown (1963)
	2,915	Terry Bradshaw (1978)
	2,523	Terry Bradshaw (1977)
	2,339	Bobby Layne (1958)
Game	409	Bobby Layne (12-3-58 vs. Chicago Cardinals)
	348	Joe Gilliam (9-22-74 vs. Denver)
	337	Jim Finks (11-5-55 vs. Chicago Cardinals)
	334	Bill Nelsen (12-18-66 vs. Atlanta)

Most Passing Attempts

Career	2,387	Terry Bradshaw (1970-78)
	1,382	Jim Finks (1949-55)
	1,156	Bobby Layne (1958-62)
Season	373	Terry Bradshaw (1971)
	368	Terry Bradshaw (1978)

	362	Ed Brown (1963)
	344	Jim Finks (1955)
	341	Terry Bradshaw (1977)
Game	50	Joe Gilliam (9-22-74 vs. Denver)
	49	Bobby Layne (12-13-58 vs. Chicago Cardinals)
	49	Jim Finks (11-5-55 vs. Chicago Cardinals)
	46	Kent Nix (10-22-67 vs. Dallas Cowboys)

Most Passes Completed

Career	1,215	Terry Bradshaw (1970-78)
	661	Jim Finks (1949-55)
	569	Bobby Layne (1958-62)
Season	207	Terry Bradshaw (1978)
	203	Terry Bradshaw (1971)
	168	Ed Brown (1963)
	165	Jim Finks (1955)
	162	Terry Bradshaw (1977)
Game	31	Joe Gilliam (9-22-74 vs. Denver)
	28	Kent Nix (10-22-67 vs. Dallas)
	27	Jim Finks (9-26-54 vs. Green Bay)
	25	Terry Bradshaw (11-14-71 vs. Miami and 10-1-72 vs. St. Louis)

Most Touchdown Passes

Career	121	Terry Bradshaw (1970-78)
	67	Bobby Layne (1958-62)
	55	Jim Finks (1949-55)
Season	28	Terry Bradshaw (1978)
	21	Ed Brown (1963)
	20	Bobby Layne (1959)
	20	Jim Finks (1952)
Game	4	Dick Shiner (11-24-68 vs. San Francisco)
	4	Ed Brown (10-27-73 vs. Dallas)

Most Passes Had Intercepted

Career	138	Terry Bradshaw (1970-78)
	88	Jim Finks (1949-55)
	81	Bobby Layne (1958-62)
Season	26	Jim Finks (1955)
	24	Terry Bradshaw (1970)
	22	Terry Bradshaw (1971)
Game	7	Tommy Wade (12-12-65 vs. Philadelphia)
	5	John Gildea (12-1-35 vs. Boston)

Highest Passing Percentage

Career	55.1	Rudy Bukich (1960-61)
	50.9	Terry Bradshaw (1970-78)
	49.2	Bobby Layne (1958-62)
Season	57.7	Terry Bradshaw (1975)
	57.1	Rudy Bukich (1961)
	56.3	Terry Bradshaw (1978)
	54.4	Terry Bradshaw (1971)

Longest Passing Plays

88	Rudy Bukich to Buddy Dial (10-22-61 vs. Cleveland)
87	Terry Bradshaw to Dave Smith (12-6-70 vs. Green Bay)
87	Bill Nelsen to Gary Ballman (11-28-65 vs. Cleveland)

Most Consecutive Passes Completed

13	Bill Nelsen (12-18-66 vs. Atlanta, 11 and 9-17-67 vs. Chicago, 2)
10	Terry Bradshaw (11-14-71 vs. Miami)

PASS RECEIVING

Most Receptions

Career	329	Elbie Nickel (1947-57)
	230	Ray Mathews (1951-59)
	229	Buddy Dial (1959-63)
	199	Lynn Swann (1974-78)
Season	67	Roy Jefferson (1969)
	62	Elbie Nickel (1953)
	61	Lynn Swann (1978)
	60	Buddy Dial (1963)
Game	12	J. R. Wilburn (10-22-67 vs. Dallas)
	11	Roy Jefferson (11-3-68 vs. Atlanta)
	10	Dick Compton (10-7-67 vs. Cleveland)
	10	Elbie Nickel (13-14-52 vs. Los Angeles)
	10	Val Jansante (11-30-49 vs. Philadelphia)

Most Yards Receiving

Career	5,133	Elbie Nickel (1947-57)
	4,723	Buddy Dial (1959-63)
	3,919	Ray Mathews (1951-59)
	3,174	Lynn Swann (1974-78)

Season	1,295	Buddy Dial (1963)
	1,079	Roy Jefferson (1969)
	1,074	Roy Jefferson (1968)
Game	235	Buddy Dial (10-22-61 vs. Cleveland)
	205	Jimmy Orr (12-13-58 vs. Chicago Cardinals)
	199	Roy Jefferson (11-3-68 vs. Atlanta)

Most Touchdowns Receiving

Career	42	Buddy dial (1959-63)
	39	Elbie Nickel (1947-57)
	34	Ray Matthews (1951-59)
	34	Lynn Swann (1974-78)
Season	12	Buddy Dial (1961)
	11	Roy Jefferson (1968)
	11	Lynn Swann (1978 & 1975)
Game	4	Roy Jefferson (11-3-68 vs. Atlanta)
	3	Ray Mathews (10-17-54 vs. Cleveland)

Most Consecutive Games Caught Pass

40	Ron Shanklin (Began 9-20-70 vs. Houston and ended 12-10-72 vs. Houston)
----	---

PUNTING

Most Punts

Career	716	Bobby Walden (1968-77)
	223	Pat Brady (1952-54)
	171	Joe Geri (1949-51)
Season	80	Pat Brady (1953)
	79	Bobby Walden (1971)
Game	10	Bobby Walden (12-7-69 vs. Dallas)

Best Average Punting

Career	45.7	Bobby Joe Green (1960-61)
	44.5	Pat Brady (1952-54)
	41.1	Bobby Walden (1968-77)
Season	47.0	Bobby Joe Green (1961)
	46.9	Pat Brady (1953)
	45.2	Bobby Walden (1970)

Longest Punts

82	Joe Geri (1949)
75	Bobby Joe Greene (1960)
74	Bob Cifers (1947)

PUNT RETURNS

Most Punt Returns

Career	99	Glen Edwards (1971-77)
	66	Lynn Chandnois (1950-56)
	61	Ray Mathews (1951-59)
	60	Lynn Swann (1974-78)
	58	Roy Jefferson (1965-69)
	58	Bill Dudley (1942, 46-47)
Season	41	Lynn Swann (1974)
	39	Theo Bell (1976)
	37	Hubie Bryant (1970)
	36	Jim Smith (1977)
	34	Glen Edwards (1973)

Most Yards Punt Returns

Career	941	Glen Edwards (1971-76)
	838	Bill Dudley (1942, 45-46)
	779	Ray Mathews (1951-59)
	740	Lynn Swann (1974-78)
Season	577	Lynn Swann (1974)
	435	Walt Slater (1947)
	397	Ray Mathews (1952)
	390	Theo Bell (1976)

Most Touchdowns Punt Returns

Career	3	Ray Mathews (1951-59)
Season	2	Ray Mathews (1952)
Game	1	Held by many

Best Average Punt Returns

Career	14.9	Bobby Gage (1949-50)
	14.4	Bill Dudley (1942, 45-46)
	12.8	Ray Mathews (1951-59)
	12.3	Lynn Swann (1974-78)
Season	16.0	Bobby Gage (1949)
	15.5	Walt Slater (1947)
	15.4	Ray Mathews (1951)
	14.1	Lynn Swann (1974)

Longest Punt Returns

90	Brady Keys (9-20-64 vs. N.Y. Giants)
82	Brady Keys (9-22-63 vs. N.Y. Giants)
80	Roy Jefferson (11-10-68 vs. St. Louis)

KICKOFF RETURNS

Most Kickoff Returns

Career	92	Lynn Chandnois (1950-56)
	64	Gary Ballman (1963-66)
	52	Preston Pearson (1970-74)
Season	37	Larry Anderson (1978)
	28	Brady Keys (1962)
	27	Sid Watson (1955)
	25	Jim Butler (1965)
Game	7	Jack Deloplain (9-26-76 vs. New England)

Most Yards Kickoff Returns

Career	2,720	Lynn Chandnois (1950-56)
	1,711	Gary Ballman (1963-66)
	1,191	Jim Butler (1965-67)
	1,177	Preston Pearson (1970-74)
Season	930	Larry Anderson (1978)
	716	Sid Watson (1955)
	667	Brady Keys (1962)
	610	Lynn Chandnois (1953)

Most Touchdowns Kickoff Returns

Career	3	Lynn Chandnois (1950-56)
Season	2	Lynn Chandnois (1952)
Game	1	Held by many

Best Average Kickoff Returns

Career	29.6	Lynn Chandnois (1950-56)
	26.7	Gary Ballman (1963-66)
	25.8	Mel Blount (1970-78)
	25.1	Larry Anderson (1978)
	23.8	Brady Keys (1961-67)
Season	35.2	Lynn Chandnois (1952)
	32.5	Lynn Chandnois (1953)
	29.7	Mel Blount (1970)

Longest Kickoff Returns

101	Don McCall (11-23-69 vs. Minnesota)
96	Billy Wells (10-13-57 vs. Chicago Cardinals)
95	Larry Anderson (10-2-78 vs. Clev.)
94	Mike Collier (10-26-75 vs. Green Bay)

INTERCEPTIONS

Most Interceptions

Career	52	Jack Butler (1951-59)
	39	Mel Blount (1970-78)
	25	Glen Edwards (1971-77)
	25	Howard Hartley (1949-52)
	26	Jack Ham (1971-78)
	26	Mike Wagner (1971-78)
	23	Clendon Thomas (1962-68)
Season	11	Mel Blount (1975)
	10	Jack Butler (1957)
	10	Howard Hartley (1951)
	10	Bill Dudley (1946)
Game	4	Jack Butler (12-13-53 vs. Washington)

Most Yards Interceptions Returned

Career	871	Jack Butler (1951-59)
	652	Glen Edwards (1971-77)
	567	Mel Blount (1970-78)
	433	Mike Wagner (1971-78)
Season	242	Bill Dudley (1946)
	186	Glen Edwards (1973)
	179	Tony Compagno (1948)
	168	Jack Butler (1952)
	153	Glen Edwards (1974)

Most Touchdowns on Interceptions

Career	3	Jack Butler (1951-59)
	3	Tony Compagno (1946-48)
Season	2	Jack Butler (1954)
	2	Tony Compagno (1947)
Game	1	Held by many

Longest Interception Returns

99	Martin Kottler (9-27-33 vs. Chicago Cardinals)
86	Glen Edwards (9-30-73 vs. Houston)
82	Tony Compagno (1948)

Most Consecutive Games Intercepting a Pass

6	Mel Blount (1975)
---	-------------------

STEELERS ALL TIME LEADERS

RUSHING

Player	Yrs.	Atts.	Yds.	Avg.	LG	TDs
Franco Harris	1972-78	1,745	7,377	4.2	75	61
John H. Johnson	1960-65	1,025	4,383	4.3	87	26
Dick Hoak	1961-70	1,132	3,965	3.5	77	25
Fran Rogel	1950-57	900	3,271	3.6	51	17
Rocky Bleier	1968, 1970-78	766	3,105	4.1	28	18
John Fuqua	1970-76	699	2,942	4.2	85	21
Tom Tracy	1958-63	727	2,712	3.7	64	15
Preston Pearson	1970-74	573	2,243	3.9	47	8
Lynn Chandnois	1950-56	593	1,934	3.2	34	12
Terry Bradshaw	1970-78	340	1,888	5.6	39	28
Bill Dudley	1942, 1945-46	343	1,505	4.4	42	14
Joe Geri	1949-51	411	1,500	3.6	45	10

PASSING (Based on total yardage)

Player-Years	Atts.	Comps.	Yds.	Pct.	LG	TD	Ints.	Rtg.
T. Bradshaw (1970-78)	2387	1215	16194	50.9	70	121	138	65.6
B. Layne (1958-62)	1156	569	8983	49.2	78	67	67	70.7
J. Finks (1949-55)	1382	661	8854	47.8	78	55	88	48.5
E. Brown (1962-65)	736	339	5821	44.7	87	30	50	57.7
B. Nelsen (1964-67)	589	274	4440	46.5	87	28	30	67.0
K. Nix (1967-69)	451	217	2597	48.1	66	14	33	46.1
T. Hanratty (1969-75)	417	159	2428	38.1	72	24	34	42.6
D. Shiner (1968-69)	513	245	2278	47.8	63	25	27	54.7
E. Morrall (1957-58)	335	145	2175	43.3	66	12	19	53.9
J. Gilliam (1972-75)	331	147	2103	44.4	61t	9	17	53.3
T. Marchibroda (1953)	30	22	28	22	20	18	18	22
(1955-56)	340	157	1931	46.2	75	15	24	49.3
R. Bukich (1960-61)	207	114	1611	57.1	88	13	19	81.4

PASS RECEIVING

Player	Yrs.	No.	Yds.	Avg.	LG	TDs
Elbie Nickel	1947-57	329	5133	15.6	77	37
Ray Mathews	1951-59	230	3919	16.1	77	34
Buddy Dial	1959-63	229	4723	20.6	88	42
Lynn Swann	1974-78	199	3174	15.9	62	34
Roy Jefferson	1965-69	199	3671	18.4	84	29
Ron Shanklin	1970-74	166	3047	18.4	81	24
Lynn Chandnois	1950-56	163	2062	12.6	55	8
Gary Ballman	1962-66	154	2949	19.2	88	22
Fran Rogel	1950-57	150	1087	7.2	64	2
Dick Hoak	1961-70	146	1552	10.6	48	10
Val Jansante	1946-51	144	2214	15.4	66	13
Franco Harris	1972-78	138	1020	7.4	44t	3
John Fuqua	1970-76	132	1236	9.4	57t	3
John Stallworth	1974-78	130	2385	18.3	70	23

SCORING

Player	Yrs.	Tot TD	TD-R	TD-P	PAT	FG	TP
Roy Gerela	1971-78	0	0	0	293	146	731
Franco Harris	1972-78	64	61	3	0	0	384
Mike Clark	1964-67	0	0	0	116	57	287
Lou Michaels	1961-63	0	0	0	91	62	277
Ray Mathews	1951-59	43	13	30	1	0	261*
Buddy Dial	1959-63	42	0	42	0	0	252
Elbie Nickel	1947-57	37	0	37	0	0	222
Dick Hoak	1961-70	33	25	8	0	0	198
Lynn Swann	1974-78	35	0	34	0	0	210
John Henry Johnson	1960-65	32	26	6	0	0	192
Tom Tracy	1958-63	29	18	11	4	3	187
Roy Jefferson	1965-69	30	1	29	0	0	180
Armand Niccolai	1934-42	0	0	0	59	40	179

*Includes one safety

STEELERS IN HALL OF FAME

Art Rooney (1964), Bert Bell (1963), Johnny "Blood" McNally (1963), Cal Hubbard (1963), Bill Dudley (1966), Walt Kiesling (1966), Bobby Layne (1967), Marion Motley (1968), Ernie Stautner (1969).

Year is date of induction

SEASON BY SEASON STEELER LEADERS

RUSHING

YEAR	PLAYER	ATT.	YARDAGE	AVG.
1934	WARREN HELLER	132	528	4.0
1935	ART STRUTT	92	323	3.5
1936	WARREN HELLER	106	322	3.0
1937	JOHN KARCIS	128	511	4.0
1938	BYRON WHITE	152	567	3.7
1939	BOYD BRUMBAUGH	111	343	3.1
1940	LOU TOMASETTI	68	246	3.6
1941	DICK RIFFLE	109	388	3.6
1942	BILL DUDLEY	162	696	4.2
1943	JACK HINKLE	116	571	4.9
1944	JOHN GRIGAS	185	610	3.2
1945	BUIST WARREN	96	285	3.0
1946	BILL DUDLEY	146	604	4.1
1947	JOHNNY CLEMENT	129	670	5.2
1948	BOB CIFERS	112	361	3.2
1949	JERRY NUZUM	139	611	4.4
1950	JOE GERI	188	705	3.8
1951	FRANK ROGEL	109	385	3.5
1952	RAY MATHEWS	66	315	4.7
1953	FRANK ROGEL	137	527	3.8
1954	FRANK ROGEL	111	415	3.8
1955	FRANK ROGEL	168	588	3.5
1956	FRANK ROGEL	131	476	3.6
1957	BILLY WELLS	154	532	3.5
1958	TOM TRACY	169	714	4.2
1959	TOM TRACY	199	794	4.0
1960	TOM TRACY	192	680	3.4
1961	JOHN HENRY JOHNSON	213	787	3.9
1962	JOHN HENRY JOHNSON	251	1141	4.5
1963	JOHN HENRY JOHNSON	186	775	4.2
1964	JOHN HENRY JOHNSON	235	1048	4.7
1965	DICK HOAK	131	426	3.2
1966	BILL ASBURY	169	544	3.3
1967	DON SHY	99	341	3.4
1968	DICK HOAK	175	858	4.9
1969	DICK HOAK	151	531	3.5
1970	JOHN FUQUA	138	691	5.0
1971	JOHN FUQUA	155	625	4.0
1972	FRANCO HARRIS	188	1055	5.6*
1973	FRANCO HARRIS	188	698	3.7
1974	FRANCO HARRIS	208	1006	4.8
1975	FRANCO HARRIS	262	1246*	4.8
1976	FRANCO HARRIS	289	1128	3.9
1977	FRANCO HARRIS	300*	1162	3.9
1978	FRANCO HARRIS	310	1082	3.5

PASSING

YEAR	PLAYER	ATT.	COMP.	YARDS
1934	WARREN HELLER	112	31	511
1935	WARREN HELLER	41	9	88
1936	ED MATESIC	138	64	850
1937	ED FISKE	43	17	318
1938	FRANK FILCHOK	101	41	469
1939	HUGH McCULLOUGH	100	32	443
1940	BILL PATTERSON	117	34	529
1941	BOYD BRUMBAUGH	41	13	260
1942	BILL DUDLEY	94	35	438
1943	ROY ZIMMERMAN	124	43	846
1944	JOHNNY GRIGAS	131	50	690
1945	BUIST WARREN	92	36	368
1946	BILL DUDLEY	90	32	452
1947	JOHNNY CLEMENT	123	52	1004
1948	RAY EVANS	137	64	924
1949	JOE GERI	77	31	554
1950	JOE GERI	113	41	866
1951	CHUCK ORTMANN	139	56	671
1952	JIM FINKS	336	158	2307
1953	JIM FINKS	292	131	1484
1954	JIM FINKS	306	164	2003
1955	JIM FINKS	344	165	2270
1956	TED MARCHIBRODA	275	124	1585
1957	EARL MORRALL	289	139	1900
1958	BOBBY LAYNE	268	133	2339
1959	BOBBY LAYNE	297	142	1986
1960	BOBBY LAYNE	209	103	1814
1961	RUDY BUKICH	156	89	1253
1962	BOBBY LAYNE	233	116	1686
1963	ED BROWN	362	168	2982*
1964	ED BROWN	272	121	1990
1965	BILL NELSEN	270	121	1917
1966	RON SMITH	181	79	1249
1967	KENT NIX	268	136	1587
1968	DICK SHINER	304	148	1856
1969	DICK SHINER	209	97	1422
1970	TERRY BRADSHAW	218	83	1410
1971	TERRY BRADSHAW	373*	203*	2259
1972	TERRY BRADSHAW	308	147	1887
1973	TERRY BRADSHAW	180	89	1183
1974	JOE GILLIAM	212	96	1274
	TERRY BRADSHAW	148	67	785
1975	TERRY BRADSHAW	286	165	2055
1976	TERRY BRADSHAW	192	92	1177
1977	TERRY BRADSHAW	314	162	2523
1978	TERRY BRADSHAW	368	207	2915

PASS RECEIVING

YEAR	PLAYER	NUMBER	YARDAGE	LG	TD
1934	BEN SMITH	12	190	—	0
1935	JIM LEVEY	11	112	—	2
1936	WILBUR SORTET	14	197	—	1
1937	JOHNNY BLOOD	10	168	—	4
1938	BILL DAVIDSON	12	229	—	0
1939	SAM BOYD	21	423	—	2
1940	GEORGE PLATUKIS	15	290	—	2
1941	DON LOONEY	10	186	66	1
1942	WALT KICHEFSKI	15	189	26	0
1943	TONY BOVA	17	419	51	5
1944	ED RUCINSKI	22	284	40	1
1945	TONY BOVA	15	220	52	0
1946	VAL JANSANTE	10	136	34	1
	CHARLEY MEHELICH	10	116	35	0
1947	VAL JANSANTE	35	599	46	5
1948	VAL JANSANTE	39	623	48	3
1949	VAL JANSANTE	29	445	47	4
	ELBIE NICKEL	26	633	52	3
1950	VAL JANSANTE	26	353	40	0
1951	HANK MINARIK	35	459	37	1
1952	ELBIE NICKEL	55	884	54	9
1953	ELBIE NICKEL	62	743	40	4
1954	RAY MATHEWS	44	652	78	6
1955	RAY MATHEWS	42	762	61	6
1956	RAY MATHEWS	31	540	64	5
1957	JACK McCLAIREN	46	630	48	2
1958	JIMMY ORR	33	910	78	7
1959	JIMMY ORR	35	604	43	5
1960	BUDDY DIAL	40	972	70	9
1961	BUDDY DIAL	53	1047	88*	12*
1962	BUDDY DIAL	50	981	62	6
1963	BUDDY DIAL	60	1295*	83	9
1964	GARY BALLMAN	47	935	47	7
1965	GARY BALLMAN	40	859	88	5
1966	JOHN HILTON	46	603	32	4
1967	J. R. WILBURN	51	767	66	5
1968	ROY JEFFERSON	58	1074	62	11
1969	ROY JEFFERSON	67*	1079	63	9
1970	RON SHANKLIN	30	691	81	4
	DAVE SMITH	30	458	87	2
1971	RON SHANKLIN	49	652	42	6
	JOHN FUQUA	49	669	57	3
1972	RON SHANKLIN	38	669	57	3
1973	RON SHANKLIN	30	711	67	10
1974	FRANK LEWIS	30	365	31	4
1975	LYNN SWANN	49	781	43	11
1976	LYNN SWANN	28	576	47	3
1977	LYNN SWANN	50	789	47	7
1978	LYNN SWANN	61	880	62	11

SCORING

YEAR	PLAYER	TD	PAT	FG	TP
1935	ARMAND NICCOLAI	0	10	6	28
1936	ARMAND NICCOLAI	0	7	7	28
1937	JOHNNY BLOOD	5	0	0	30
1938	BYRON WHITE	4	0	0	24
	BILL SORTET	4	0	0	24
1939	ARMAND NICCOLAI	0	15	3	24
1940	ARMAND NICCOLAI	0	6	6	24
1941	ART JONES	5	0	0	30
1942	BILL DUDLEY	6	0	0	36
1943	E. STEELE	6	0	0	36
	BOB THURBON	6	0	0	36
1944	BOB THURBON	5	0	0	30
1945	BILL DUDLEY	3	2	0	20
1946	BILL DUDLEY	5	12	2	48
1947	STEVE LACH	9	0	0	54
1948	JOE GLAMP	3	26	4	56
1949	JOE GERI	5	12	1	45
1950	JOE GERI	3	22	8	64
1951	JOE GERI	4	22	7	67
1952	ELBIE NICKEL	9	0	0	54
1953	NICK BOLKOVAC	1	27	4	45
1954	RAY MATHEWS	8	0	0	48
1955	RAY MATHEWS	7	0	0	42
1956	ELBIE NICKEL	5	0	0	30
	LYNN CHANDNOIS	5	0	0	30
1957	EARL GIRARD	4	2	1	29
1958	TOM MINER	0	31	14	73
1959	BOBBY LAYNE	2	32	11	77
1960	TOM TRACY	9	0	3	63
1961	BUDDY DIAL	12	0	0	72
1962	LOU MICHAELS	0	32	26	110
1963	LOU MICHAELS	0	32	21	95
1964	MIKE CLARK	0	28	13	67
1965	MIKE CLARK	0	19	11	52
1966	MIKE CLARK	0	34	21	97
1967	MIKE CLARK	0	35	12	71
1968	ROY JEFFERSON	12	0	0	72
1969	GENE MINGO	0	26	12	62
1970	JOHN FUQUA	9	0	0	54
1971	ROY GERELA	0	27	17	78
1972	ROY GERELA	0	35	28	119
1973	ROY GERELA	0	36	29*	123*
1974	ROY GERELA	0	33	20	93
1975	ROY GERELA	0	44*	17	95
1976	FRANCO HARRIS	14*	0	0	84
1977	FRANCO HARRIS	11	0	0	66
1978	ROY GERELA	0	44	12	80

*Team Record

INTERCEPTIONS

YEAR	PLAYER	NUMBER	YARDS	LG	TD
1946	BILL DUDLEY	10*	242*	80t	1
1947	TONY COMPAGNO	4	168	64t	2
	WALT SLATER	4	38	38	0
1948	TONY COMPAGNO	7*	179*	82t*	1
1949	HOWARD HARTLEY	6	63	41	0
1950	HOWARD HARTLEY	5	84	38	0
1951	HOWARD HARTLEY	10	69	23	0
1952	JACK BUTLER	7	168	41	0
1953	JACK BUTLER	9	147	28	1
1954	PAUL CAMERON	7	118	32	0
1955	RICHIE McCABE	3	29	25	0
1956	JACK BUTLER	6	113	34	0
1957	JACK BUTLER	10*	85	20	0
1958	JACK BUTLER	9	81	19	0
1959	DEAN DERBY	7*	127	24	0
1960	DICK MOEGLE	6	49	31	0
1961	JOHN SAMPLE	8	141	42	0
1962	CLENDON THOMAS	7	48	15	0
1963	CLENDON THOMAS	8	122	32	0
1964	BRADY KEYS	2	11	11	0
	DICK HALEY	2	11	8	0
	WILLIE DANIEL	2	4	4	0
1965	JIM BRADSHAW	5	117	82t	1
1966	MARV WOODSON	4	91	56t	1
	JIM BRADSHAW	4	82	28	1
	BRADY KEYS	4	0	0	0
1967	MARV WOODSON	7	49	24	0
1968	PAUL MARTHA	3	43	23	0
	RAY MAY	3	31	25t	1
	MARV WOODSON	3	23	12	0
1969	BOB HOHN	5	64	24	0
	PAUL MARTHA	5	37	15	0
1970	LEE CALLAND	7	38	21	0
1971	JOHN ROWSER	4	94	70t	1
1972	JACK HAM	7	83	32t	1
1973	MIKE WAGNER	8*	134	38	0
1974	GLEN EDWARDS	5	153	59	1
	J. T. THOMAS	5	22	14	0
	JACK HAM	5	13	10	0
1975	MEL BLOUNT	11*	121	47	0
1976	GLEN EDWARDS	6	95	55	0
	MEL BLOUNT	6	75	28	0
1977	MEL BLOUNT	6	65	37	0
1978	TONY DUNGY	6	95	65	0

*Led league

THE LAST TIME . . .

KICKOFF RETURNED FOR A TD

By Steelers—Larry Anderson (95 yards) vs. Cleveland, 9-24-78

By Opponents—Larry Krause (100 yards), Green Bay, 12-6-70

PUNT RETURNED FOR A TD

By Steelers—Lynn Swann (64 yards) vs. New Orleans, 11-25-74

By Opponents—Rick Upchurch (87 yards), Denver, 11-6-77

INTERCEPTED PASS RETURNED FOR A TD

By Steelers—Mel Blount (52 yards) vs. Philadelphia, 11-3-74

By Opponents—Lemar Parrish (47 yards), Cincinnati, 12-10-77

FUMBLE RETURNED FOR A TD

By Steelers—Donnie Shell (17 yards) vs. Kansas City, 10-29-78

By Opponents—Derrel Luce (44 yards), Baltimore, 12-3-78

PUNT BLOCKED FOR A TD

By Steelers—Henry Davis (5 yards) vs. Oakland, 9-17-72

By Opponents—Reggie Williams (end zone), Cincinnati, 10-17-77

FIELD GOAL BLOCKED FOR A TD

By Steelers—Bob O'Neil (73 yards) vs. Chicago Cardinals, 10-13-57

By Opponents—Ray Renfro (79 yards), Cleveland, 11-8-53

SAFETY SCORED

By Steelers—vs. Houston, 11-21-76 (Loren Toews blocked a punt which bounced out of the end zone.)

By Opponents—San Diego, 12-17-72 (Paul Costa tackled Terry Bradshaw in the end zone.)

SHUTOUT

By Steelers—Pittsburgh 27, San Francisco 0, 9-19-77

By Opponents—Oakland 17, Pittsburgh 0, 9-29-74

ALL TIME STEELER ROSTER—1933-1978

A

Adamchik, Ed [T], Pitt 1967
 Adams, Bob [TE], Pacific 1969-71
 Adams, Paul [C], Morehead Tchrs. 1947
 Agajanian, Ben [K], New Mexico 1945
 Alban, Dick [E], Northwestern 1956-59
 Alberghini, Tom [G], Holy Cross 1945
 Albrecht, Art [C-OT], Wisconsin 1942
 Alderton, John [E], Maryland 1953
 Allen, Charles [LB], Washington 1965
 Allen, Chuck [LB], Washington 1970-71
 Allen, Jim [DB], UCLA 1974-77
 Allen, Lou [T], Duke 1950-51
 Alley, Don [WR], Adams State 1969
 Anadabaker, Rudy [G], Pitt 1952 and 54
 Anderson, Art [T], Idaho 1963
 Anderson, Chet [E], Minnesota 1967
 Anderson, Fred [DE], Prairie View A&M .. 1978
 Anderson, Larry [DB], Louisiana Tech ... 1978
 Anderson, Ralph [DB], W. Texas St. 1971-72
 Arndt, Al [G], South Dakota State 1935
 Arndt, Dick [T], Idaho 1967-70
 Arnold, Jay [QB], Texas 1941
 Artman, Corwan [T], Stanford 1933
 Asbury, Willie [B], Kent State 1966-68
 Askson, Burt [DE], Texas Southern 1971
 Atkinson, Frank [T], Stanford 1963
 Augusterfer, Gene [B], Catholic U. 1935
 Austin, Ocie [DB], Utah State 1970-71

B

Badar, Rich [QB], North Carolina 1967
 Baker, Conway [T], Centenary 1944**
 Baker, John [E], N. Carolina College .. 1963-67
 Baldacci, Lou [B], Michigan 1956
 Ballman, Gary [B], Michigan State 1962-66
 Balog, Bob [C], Denver 1949-50
 Banaszak, John [DE-DT], E. Michigan 1975-78
 Banonis, Vince [C], Detroit 1944
 Bankston, Warren [RB], Tulane 1969-72
 Barbolak, Pete [T], Purdue 1949
 Baker, Ed [E], Washington State 1953
 Barnett, Tom [B], Purdue 1959-60
 Barry, Fred [DB], Boston College 1970
 Bartlett, Earl [B], Centre 1939
 Bartaanen, Jim [C], Michigan 1938
 Basrak, Mike [C], Duquesne 1937-38
 Bassi, Dick [G], Santa Clara 1941
 Beams, Byron [T], Notre Dame 1959-60
 Beasley, Tom [DE-DT], Virginia Tech 1978
 Beatty, Charles [DB], N. Tex St. 1969-72
 Beatty, Ed [C], Mississippi 1957-61
 Becker, Wayland [E], Marquette 1939
 Bell, Theo [WR], Arizona 1976, 78
 Bernet, Ed [E], SMU 1955
 Bettis, Tom [LB], Purdue 1962
 Billock, Frank [G], St. Mary's of Minn. ... 1937
 Binotto, John [B], Duquesne 1942
 Bishop, Don [B], Los Angeles Col. 1958-59
 Bivins, Charles [B], Morris Brown 1967
 Blankenship, Greg [LB], Cal. St. [Hay.] ... 1976
 Bleier, Rocky [RB], Notre Dame ... 1968, 70-78
 Blount, Mel [CB], Southern 1970-78
 Bolkovac, Nick [T], Pitt 1953-54
 Bond, Randall [QB], Washington 1939
 Bonelli, Ernie [B], Pitt 1946
 Booth, Clarence [B], SMU 1944**
 Boyle, Shorty [E] 1934
 Bova, Tony [E],

St. Francis 1942, 43*, 44**, 45-47
 Bowman, Bill [B], William & Mary 1957
 Boyd, Sam [E], Baylor 1939-40
 Bradley, Ed [LB], Wake Forest 1972-75
 Bradshaw, Charles [T], Baylor 1961-66
 Bradshaw, Jim [B], Chattanooga 1963-67
 Bradshaw, Terry [QB], La. Tech 1970-78
 Brady, Pat [B], Nevada 1952-54
 Brandau, Art [C], Tennessee 1945-46
 Brandt, Jim [B], St. Thomas 1952-54
 Bray, Maurice [T], SMU 1935-36
 Breedlove, Rod [LB], Maryland 1965-68
 Breedon, Bill [B], Oklahoma 1937

Breen, Gene [LB], Virginia Tech 1965-66
 Brett, Ed [E], Washington State 1936-37
 Brewster, Pete [E], Purdue 1959-60
 Broussard, Fed [C], Texas A & M 1955
 Brovelli, Angelo [QB],

St. Mary's of California 1933-34
 Brown, Dave [DB], Michigan 1975
 Brown, Ed [QB], San Francisco 1962-65
 Brown, John [T], Syracuse 1967-72
 Brown, Larry [TE-OT], Kansas 1971-78
 Brown, Tom [E], William & Mary 1942
 Brown, William [QB], Texas Tech. 1945
 Browning, Greg. [E], Denver 1947
 Bruder, Henry [QB], Northwestern 1940
 Brumbaugh, Boyd [B], Duquesne 1939-41
 Brumfield, Jim [RB], Ind. St. [Ind.] 1971
 Brundage, Dewey [E], Brigham Young ... 1954
 Bruney, Fred [B], Ohio State 1956-57
 Bryant, Hubie [WR], Minnesota 1970
 Bucek, Felix [G], Texas A & M 1946
 Buda, Carl [G], Tulsa 1945
 Bukich, Rudy [QB], Southern Cal. 1960-61
 Bulger, Chester [T], Auburn 1944**
 Bullocks, Amos [B], Southern Illinois ... 1966
 Burleson, John [G], SMU 1933
 Burnett, Len [DB], Oregon 1961
 Burnette, Tom [B], North Carolina 1938
 Burrell, John [E], Rice 1962-64
 Butler, Jack [B], St. Bonaventure 1951-59
 Butler, Jim [B], Edward Waters 1965-67
 Butler, John [B], Tennessee 1943-44
 Bykowski, Frank [G], Purdue 1940

C

Cabrelli, Larry [E], Colgate 1943*
 Calcagni, Ralph [T], Pennsylvania 1947
 Call, John [B], Colgate 1959
 Calland, Lee [DB], Louisville 1969-72
 Calvin, Tom [B], Alabama 1952-54
 Cameron, Paul [B], UCLA 1954
 Campbell, Bob [RB], Penn State 1969
 Campbell, Don [T], Carnegie Tech. 1939-41
 Campbell, Glenn [E], Emporia State 1935
 Campbell, John [LB], Minnesota 1965-69
 Campbell, Leon [B], Arkansas 1955
 Campbell, Ray [LB], Marquette 1958-60
 Canale, Rocco [G], Boston College 1943*
 Capp, Dick [E], Boston College 1968
 Cara, Dom [E], N. Carolina State 1937-38
 Cardwell, Joe [T], Duke 1937-38
 Carpenter, Preston [E], Arkansas 1960-63
 Casper, Charles [QB], TCU 1935
 Cenci, John [C], Pitt 1956
 Chamberlain, Garth [G], Brig. Young 1945
 Chandnois, Lynn [B], Mich. State 1950-56
 Cheatham, Ernest [T], Loyola 1954
 Cherry, Edgar [B], Hardin-Simmons 1939
 Cherundolo, Chuck [C],

Penn State 1941-42, 45-48
 Christy, Dick [B], N. Carolina State 1958
 Cibulas, Joe [T], Duquesne 1945
 Ciccone, Ben [C], Duquesne 1934-35
 Cichowski, Gene [B], Indiana 1957
 Cifelli, Gus [T], Notre Dame 1954
 Cifers, Bob [QB], Tennessee 1947-48
 Clack, Jim [C-G], Wake Forest 1971-77
 Clark, Jim [B], Pitt 1933-34
 Clark, Mike [K], Texas A & M 1964-67
 Clement, Henry [E], North Carolina 1961
 Clement, John [B], SMU 1946-48*
 Cole, Robin [LB], New Mexico 1977-78
 Cole, Terry [B], Indiana 1970
 Collier, Mike [RB], Morgan State 1975
 Colquitt, Craig [P], Tennessee 1978
 Compagno, Tony [B],

St. Mary's of Calif. 1946-48
 Compton, Dick [E], McMurtry 1967-68
 Condit, Merlyn [B], Carnegie Tech 1940, 46
 Conn, Dick [DB], Georgia 1974
 Connelly, Mike [C], Utah State 1968
 Conti, Enio [G], Bucknell 1943*
 Coomer, Joe [T], Austin 1941, 45-46

Cooper, Sam [T], Geneva 1933
 Cordileone, Lou [G], Clemson 1962-63
 Coronado, Bob [E], Pacific 1961
 Cotton, Russell [B], Texas Mines 1942
 Courson, Steve [G], South Carolina 1978
 Cousino, Brad [LB], Miami [O.] 1977
 Craft, Russ [B], Alabama 1954
 Cregar, William [G], Holy Cross 1947-48
 Crennel, Carl [LB], W. Va. 1970
 Critchfield, Larry [G], Grove City 1933
 Croft, Winfield [G], Utah 1936
 Cropper, Marshall [E], Maryland 1967-69
 Cunningham, Bennie [TE], Clemson ... 1976-78
 Curri van, Don [E] Boston College 1944**
 Curry, Roy [B], Jackson State 1963

D

Dailey, Ted [E], Pitt 1933
 Daniel, Willie [B], Miss. State 1961-66
 Davidson, Bill [B], Temple 1937-39
 Davis, Art [B], Mississippi State 1956
 Davis, Charlie [DT], TCU 1974
 Davis, Dave [WR], Tennessee State 1973
 Davis, Henry [LB], Grambling 1970-73
 Davis, Paul [QB], Otterbein 1947-48
 Davis, Robert [E], Penn State 1946-50
 Davis, Sam [G], Allen 1967-78
 Davis, Steve [RB], Delaware State 1972-74
 Dawson, Len [QB], Purdue 1957-59
 DeCarbo, Nick [G], Duquesne 1933
 DeCarlo, Art [B], Georgia 1953
 Deloplaine, Jack [RB], Salem [W. Va.] . 1976-78
 Demko, George [T], Appalachian St. 1961
 Dempsey, John [T], Bucknell 1934
 DePascal, Carmine [E], Wichita 1945
 DePaul, Henry [G], Duquesne 1945
 Derby, Dean [B], Washington 1957-61
 Dess, Darrell [G], N. Carolina State 1958
 Dial, Buddy [E], Rice 1959-63
 Dicus, Chuck [WR], Arkansas 1973
 Dockery, John [DB], Harvard 1972-73
 Dodril, Dale [G], Colorado A & M 1951-59
 Dodson, Les [B], Mississippi 1941
 Doehring, John [B] 1935
 Dolly, Dick [E], West Virginia 1941-45
 Doloway, Cliff [E], Carnegie Tech 1935
 Donelli, Allan [B], Duquesne 1941-42
 Douds, Forrest [T], W & J 1933-35
 Dougherty, Bob [LB], Kentucky 1958
 Douglas, Bob [B], Kansas State 1938
 Doyle, Dick [B], Ohio State 1955
 Doyle, Ted [T], Neb. 1938-42, 43*, 44**
 Drulis, Al [B], Temple 1947
 Druschel, Rick [G-OT], No. Car. St. 1974
 Dudley, Bill [B], Virginia 1942, 45-46
 Dugan, Len [C], Wichita 1939
 Duggan, Gil [T], Oklahoma 1944**
 Duhart, Paul [B], Florida 1945
 Dungy, Tony [DB], Minnesota 1977-78
 Dunn, Gary [DT], Miami (Fla.) 1976, 78
 Dutton, Bill [B], Pitt 1946

E

Eaton, Vic [QB], Missouri 1955
 Edwards, Glen [DB], Florida A & M ... 1971-77
 Elliott, Jim [K], Presbyterian 1967
 Ellstrom, Marv [B], Oklahoma 1935
 Elter, Leo [B], Duq. and Villa. ... 1953-54, 58-59
 Engebretsen, Paul [G], Northwestern 1933
 Engles, Rick [P], Tulsa 1977
 Evans, Jon [E], Oklahoma A & M 1958
 Evans, Ray [QB], Kansas 1948

F

Farrar, Venice [B], N. Carolina State .. 1938-39
 Farrell, Ed [B], Muhlenberg 1938
 Farroh, Shipley [G], Iowa 1938
 Feher, Nick [G], Georgia 1955
 Feniello, Garry [G], Wake Forest 1947
 Ferguson, Bob [B], Ohio State 1962-63
 Ferry, Lou [T], Villanova 1952-55
 Fife, Ralph [C], Pitt 1946
 Filchcock, Frank [QB], Indiana 1938
 Finks, Jim [QB], Tulsa 1949-55
 Fisher, Doug [LB], San Diego State ... 1969-70
 Fisher, Everett [B], Santa Clara 1940
 Fisher, Ray [T], Eastern Illinois 1959
 Fiske, Max [B], DePaul 1936-39

Flanagan, Dick [G], Ohio State 1953-55
 Folkins, Lee [E], Washington 1965
 Foltz, Vernon [C], St. Vincent 1945
 Ford, Henry [B], Pitt 1956
 Foruria, John [B], Idaho 1967-68
 Fournet, Sid [G], LSU 1957
 Francis, Sam [B], Nebraska 1939
 Frank, Joe [T], Georgetown 1943*
 Frketic, Len [T], Penn State 1945
 Fugler, Dick [T], Tulane 1952
 Fullerton, Ed [B], Maryland 1953
 Fuqua, John [B], Morgan State 1970-76
 Furness, Steve [DT], Rhode Island 1972-78

G

Gage, Bob [B], Clemson 1949-50
 Gagner, Larry [G], Florida 1966-69
 Gaona, Bob [T], Wake Forest 1953-56
 Garnaas, Wilford [B], Minnesota 1946-48
 Garrett, Reggie [WR], Eastern Michigan 1974-75
 Gasparella, Joe [QB], Ntr. Dame ... 1948, 50-51
 Gauer, Charles [E], Colgate 1943*
 Gentry, Byron [G], Southern Cal. 1937-39
 Gerela, Roy [PK], New Mexico State .. 1971-78
 Geri, Joe [B], Georgia 1949-51
 Gildea, John [QB], St. Bona 1935-37
 Gilliam, Joe [QB], Tennessee State . 1972-1975
 Girard, Earl [B], Wisconsin 1957
 Glamp, Joe [B], LSU 1947-49
 Glass, Glenn [B], Tennessee 1962-63
 Glass, Park [C], Westminster 1947
 Glatz, Fred [E], Pitt 1956
 Glick, Gary [B], Colorado A & M 1956-59
 Goff, Clark [T], Florida 1940
 Goldsmith, Bill [C], Emporia Tchrs 1947
 Gonda, George [B], Duquesne 1942
 Gorinski, Walt [B], LSU 1946
 Graff, Neil [QB], Wisconsin 1976-77
 Graham, Ken [DB], Washington State ... 1970
 Gravelle, Gordon [OT], Brigham Young 1972-76
 Graves, Ray [C], Tennessee 1943*
 Gray, Sam [E], Tulsa 1946-47
 Green, Bob [K], Florida 1960-61
 Greene, Joe [DT], N. Texas State 1969-78
 Greenwood, L. C. [DE], Ark. AM&N ... 1969-78
 Greeney, Norm [G], Notre Dame 1934-35
 Grigas, John [B], Holy Cross 1944**
 Gros, Earl [B], LSU 1967-69
 Grossman, Randy [TE], Temple 1974-78
 Gunderman, Bob [B], Virginia 1957
 Gunnels, Riley [T], Georgia 1965-66

H

Hackney, Elmer [B], Kansas State 1941
 Haggerty, Mike [G], Miami 1967-70
 Haines, Byron [B], Washington 1937
 Haley, Dick [B], Pitt 1961-64
 Hall, Ron [B], Missouri Valley 1959
 Ham, Jack [LB], Penn State 1971-78
 Hanlon, Bob [B], Loras 1949
 Hanneman, Craig [DE], Oregon State . 1972-73
 Hanratty, Terry [QB], Notre Dame 1969-75
 Hanson, Tom [B], Temple 1938
 Harkey, Lem [B], Emporia 1955
 Harper, Maurice [C], Austin 1941
 Harris, Bill [E], Hardin-Simmons 1937
 Harris, Franco [RB], Penn State 1972-78
 Harris, Lou [B], Kent State 1968
 Harrison, Reggie [RB], Cincinnati 1974-77
 Harrison, Richard [E], Boston College 1964
 Harrison, Robert [LB], Oklahoma 1964
 Hartley, Howard [B], Duke 1949-52
 Hayduk, Henry [G], Wash. State 1935
 Hayes, Dick [LB], Clemson 1959-60, 62
 Hays, George [E], St. Bonaventure 1950-52
 Hebert, Ken [E & K], Houston 1968
 Hegarty, Bill [T], Villanova 1953
 Held, Paul [QB], San Jose State 1954
 Heller, Warren [B], Pitt 1934-36
 Henderson, Jon [B], Colorado State .. 1968-69
 Hendley, Dick [QB], Clemson 1951
 Henry, Mike [LB], Southern Cal. 1959-61
 Henry, Urban [T], Georgia Tech 1964
 Hensley, Dick [E], Kentucky 1952
 Henson, Ken [C], TCU 1965
 Hewitt, Bill [E], Michigan 1943*
 Hickey, Howard [E], Arkansas 1941
 Hill, Harlon [E], Florence State 1962
 Hill, Jim [B], Tennessee 1955

Hillebrand, Jerry [LB], Colorado 1968-70
Hilton, John [E], Richmond 1965-69
Hines, Glen Ray [OT], Arkansas 1973
Hinkle, John [B], Syracuse 1943*
Hinte, Hale [E], Pitt 1942
Hinton, Chuck [T], N. Car. College 1964-71
Hipps, Claude [B], Georgia 1952-53
Hoague, Joe [B], Colgate 1941-42, 46
Hoak, Dick [B], Penn State 1961-70
Hoel, Bob [G], Minnesota 1935
Hogan, Darrell [G], Trinity-Tex. 1949-53
Hohn, Bob [B], Nebraska 1965-69
Holcomb, Bill [T], Texas Tech 1937
Holler, Ed [LB], South Carolina 1964
Hollingsworth, Joe [B], E. Kan. State .. 1949-51
Holm, Bernard [B], Alabama 1933
Holmer, Walt [B], Northwestern 1933
Holmes, Ernie [DT], Texas Southern .. 1972-77
Holmes, Mel [OT], N. Carolina A & T .. 1971-73
Hood, Frank [B], Pitt 1933
Hornick, Bill [T], Tulane 1947
Hubbard, Cal [T], Geneva & Centenary ... 1936
Hubka, Gene [B], Bucknell 1947
Hughes, Dennis [TE], Georgia 1970-71
Hughes, George [G], Wm. & Mary 1950-54
Hughes, Dick [B], Tulsa 1957
Hunter, Art [C], Notre Dame 1965

I

Itzel, John [B], Pitt. 1945
Ivy, Frank [E], Oklahoma 1940
Izo, George [QB], Notre Dame 1966

J

James, Dan [T], Ohio State 1960-66
Janecek, Clarence [G], Purdue 1933, 35
Jansante, Val [E], Duquesne 1946-51
Jarvi, Toimi [B], Northern Illinois 1945
Jecha, Ralph [G], Northwestern 1956
Jefferson, Roy [E], Utah 1965-69
Jelley, Tom [E], Miami 1951
Jenkins, Ralph [C], Clemson 1947
Jeter, Tony [E], Nebraska 1966, 68
Johnson, John Henry [B], St. Mary's
of California and Arizona State 1960-65
Johnson, Chet [B]
Elmhurst & Marquette 1939-40
Johnson, Ron [CB], Eastern Michigan 1978
Johnston, Rex [B], Southern Cal. 1960
Jones, Art [B], Richmond 1941, 45

K

Kahler, Royal [T], Nebraska 1941
Kakasic, George [G], Duquesne 1936-39
Kalina, Dave [WR], Miami (Fla.) 1970
Kapele, John [T], Brigham Young 1960-62
Kaplan, Phil [G], Miami [Fla.] 1947
Karcis, John [B], Carnegie Tech 1936-38
Karets, Joe [],
Karpowich, Ed [T], Catholic U. 1936-39
Karras, Ted [T], Indiana 1958-59
Kase, George [G], Duquesne 1939
Kavel, George [B], Carnegie Tech 1934
Keating, Tom [DT], Michigan 1973
Kellum, Marv [LB], Wichita St. 1974-76
Kelley, Jim [E], Notre Dame 1964
Kelsch, Mose [B], Christian 1933-34
Kemp, Jack [QB], Occidental 1957
Kemp, Ray [T], Duquesne 1933
Kenerson, John [G], Kentucky State 1962
Kerkorian, Gary [QB], Stanford 1952
Keys, Brady [B], Colorado State 1961-67
Kichelski, Walt [E], Miami 1940-42, 44**
Kielbasa, Max [B], Duquesne 1946
Kiesling, Walt [G], St. Thomas 1937-38
Kiick, George [B], Bucknell 1940, 45
Killorin, Pat [C], Syracuse 1966
Kilroy, Frank [T], Temple 1943*
Kimble, Frank [E], West Virginia 1945
King, Phil [B], Vanderbilt 1964
Kirk, Ken [LB], Mississippi 1960
Kish, Ben [B], Pitt 1943*
Kissell, Ed [B], Wake Forest 1952-54
Klapstein, Earl [T], Pacific 1946
Klein, Dick [T], Iowa 1961
Klumb, John [E], Washington State 1940
Kolb, Jon [OT], Oklahoma State 1969-78
Kolberg, Elmer [E], Oregon State 1941
Kondria, John [T], St. Vincent's 1945

Kortas, Ken [T], Louisville 1965-68
Kosanovich, Bronco [C], Penn State 1947
Koshlap, Jules [B], Georgetown 1945
Kotite, Dick [TE], Wagner 1968
Kottler, Martin [B], Centre 1933
Kresky, Joe [G], Wisconsin 1935
Krisher, Bill [G], Oklahoma 1958
Kruczek, Mike [QB], Boston College .. 1976-78
Krupa, Joe [OT], Purdue 1956-64
Kurrasch, Roy [E], UCLA 1948
Kvaternik, Cvonimir [G], Kansas 1934

L

Lach, Steve [B], Duke 1946-47
LaCrosse, Dave [LB], Wake Forest 1977
Ladygo, Pete [G], Maryland 1952, 54
Lajousky, Bill [G], Catholic U. 1936
Lamas, Joe [G], Mount St. Mary's 1942
Lambert, Jack [LB], Kent State 1974-78
Lambert, Frank [K], Mississippi 1965-66
Lantz, Montgomery [C], Grove City 1933
Larose, Dan [T], Missouri 1964
Lassann, Lou [E], Western Maryland 1938
Lasse, Dick [LB], Syracuse 1958-59
Lattner, John [B], Notre Dame 1954
Laux, Ted [B], St. Joseph of Penna. 1943*
Law, Hubbard [C], Sam Houston 1942, 45
Layne, Bobby [QB], Texas 1958-62
Lea, Paul [T], Tulane 1951
Leahy, Bob [QB], Emporia State 1971
Leahy, Gerald [T], Colorado 1957
Lee, Bernard [B], Villanova 1938
Lee, Herman [T], Florida A & M 1957
Lee, John [B], Carnegie Tech 1939
Leftridge, Dick [B], West Virginia 1966
Lemek, Ray [G], Notre Dame 1962-65
Letsinger, Jim [G], Purdue 1933
Levanti, Lou [G], Illinois 1951-52
Levey, Jim [B] 1934-36
Lewis, Frank [WR], Grambling 1971-77
Lewis, Joe [T], Compton Junior 1958-60
Liddick, Dave [T], George Washington ... 1957
Lind, Mike [B], Notre Dame 1965-66
Lipscomb, Gene [T] 1961-62
Littlefield, Carl [B], Wash. State 1939
Logan, Charles [E], Northwestern 1964
Long, Bill [E], Oklahoma A & M 1949-50
Longnecker, Ken [T], Lebanon Val. 1960
Looney, Don [E], TCU 1941-42
Lowther, Russ [B], Detroit 1945
Lucente, John [B], W. Virginia 1945
Luna, Bob [B], Alabama 1959
Lusteg, Booth [K], Connecticut 1968

M

Mack, Red [B], Ntr. Dame 1961-63, 65
Mackrides, Bill [QB], Nevada 1953
Magac, Mike [G], Missouri 1965-66
Magulick, George [B], St. Francis 1944**
Maher, Francis [B], Toledo 1941
Malkovich, Joe [C], Duquesne 1935
Mallick, Francis [T], 1965
Mandich, Jim [TE], Michigan 1978
Mansfield, Ray [C], Washington 1964-76
Manske, Edgar [E], Northwestern 1938
Maples, Bob [C], Baylor 1971
Marion, Jerry [B], Wyoming 1967
Maras, Joe [C], Duquesne 1938-40
Marchi, Basilio [C], NYU 1934
Marchibroda, Ted [QB],
St. Bonaventure & Detroit 1953, 55-56
Marker, Henry [B], W. Virginia 1934
Marotti, Lou [G], Toledo 1944**
Martha, Paul [B], Pitt 1964-69
Martin, John [B], Oklahoma 1944
Martin, Vernon [B], Texas 1942, 44**
Masters, Bob [B], Baylor 1939, 43*
Masters, Walt [B], Penn 1944**
Mastrangelo, John [G], Ntr. Dame 1947-48
Matesic, Ed [B], Pitt 1936
Matesic, Joe [T], Arizona State 1954
Mathews, Ray [B], Clemson 1951-59
Mattioli, Fran [G], Pitt 1946
Matuszak, Marv [LB], Tulsa 1953, 55-56
Maxson, Alvin [RB], So. Methodist 1977-78
May, Ray [LB], S. Calif. 1967-69
Mayhew, Hayden [G], Tex. Mines 1936-38
Mazzanti, Jerry [E], Arkansas 1967
McCabe, Richie [B], Pitt. 1955, 1957-58

McCaffray, Art [T], Pacific 1946
 McCall, Don [RB], Southern Cal. 1969
 McCarthy, John [B], St. Francis 1944**
 McClairen, Jack [E],
 Bethune-Cookman 1955-60
 McClung, Willie [T], Flor. A & M 1955-57
 McConnell, Dewey [E], Wyoming 1954
 McCullough, Hugh [B], Okla. 1939, 43*
 McDade, Karl [C], Portland 1938
 McDonald, Ed [B], Duquesne 1936
 McDonough, Coley [QB], Day ... 1939-41, 44**
 McDonough, Paul [E], Utah 1938
 McFadden, Marv [G], Mich. St. 1953, 56
 McGee, Ben [E], Jackson State 1964-72
 McMakin, John [TE], Clemson 1972-74
 McNally, John "Blood" [B],
 St. John of Minnesota 1934, 37-39
 McNamara, Ed [T], Holy Cross 1945
 McPeak, Bill [E], Pitt. 1949-57
 McWilliams, Tom [B], Miss. St. 1950
 Meadows, Ed [E], Duke 1955
 Meeks, Bryant [C], S. Carolina 1947-48
 Mehelech, Chuck [E], Duquesne 1946-51
 Meilinger, Steve [E], Kentucky 1961
 Merkovsky, Elmer [T], Pitt. 1944**, 45-46
 Messner, Max [LB], Cincinnati 1964-65
 Meyer, Dennis [DB], Arkansas State 1973
 Meyer, Ron [QB], S. Dakota State 1966
 Michael, Bill [G], Ohio State 1957
 Michaels, Ed [G], Villanova 1943*
 Michaels, Lou [E], Kentucky 1961-63
 Michalik, Art [G], St. Ambrose 1955-56
 Midler, Lou [G], Minnesota 1939
 Miller, Tom [E], Hampden Sydney 1943*
 Minarik, Henry [E], Michigan State 1951
 Miner, Tom [E], Tulsa 1958
 Mingo, Gene [K] 1969-70
 Minni, Frank [B], San Jose State 1949
 Modzelewski, Ed [B], Maryland 1952
 Modzelewski, Dick [T], Maryland 1955
 Moegle, Dick [B], Rice 1960
 Momsen, Tony [C], Michigan 1951
 Moore, Bill [B], Loyola of New Orleans ... 1933
 Moore, Red [G], Penn State 1947-49
 Morales, Gonzales [B],

 St. Mary's of California 1947-48
 Morgan, Bob [B], New Mexico 1967-68
 Morrall, Earl [QB], Mich. State 1957-58
 Morris, John [B], Oregon 1960
 Moser, Rick [RB], Rhode Island 1978
 Mosher, Clure [C], Louisville 1942
 Mosley, Norm [B], Alabama 1948
 Moss, Paul [E], Purdue 1933
 Motley, Marion [B], Nevada 1955
 Mott, Norm [B], Georgia 1934
 Mulleneaux, Lee [C], Utah State 1935-36
 Mullins, Gerry [G-OT], Southern Calif. . 1971-78
 Murley, Dick [T], Purdue 1956
 Murray, Earl [G], Purdue 1952
 Musulin, George, Pitt. 1938

N

Nagler, Gern [E], Santa Clara 1959
 Naiota, John [B], St. Francis 1942, 45
 Nardi, Dick [B], Ohio State 1939
 Nelsen, Bill [QB], Southern Cal. 1963-67
 Nery, Carl [G], Duquesne 1940-41
 Niccolai, Armand [T], Duquesne 1934-42
 Nicholas, Allen [B], Temple 1945
 Nicholas, Bob [T], Stanford 1965
 Nickel, Elbie [E], Cincinnati 1947-57
 Nicksich, George [G], St. Bonaventure ... 1950
 Nisby, John [G], Pacific 1957-61
 Nix, Kent [QB], TCU 1967-69
 Nixon, Mike [B], Pitt. 1935
 Nobile, Leo [G], Penn State 1948-49
 Nofsinger, Terry [QB], Utah 1961-64
 Noppenberg, John [B], Miami 1940-41
 Nosich, John [T], Duquesne 1938
 Nutter, "Buzz" [C], VPI 1961-64
 Nuzum, Jerry [B], New Mex. A & M ... 1948-51

O

O'Brien, Fran [T], Mich. State 1966-67
 O'Brien, John [E], Florida 1954-56
 O'Delli, Mel [B], Duquesne 1944**, 45
 Oehler, John [C], Purdue 1933-34
 Oelerich, John [B], St. Ambrose 1938

Oldham, Ray [DB], Middle Tennessee St. . 1978
 Olejniczak, Stan [T], Pitt. 1935
 Oliver, Clarence [DB], San Diego St. ... 1969-70
 Olszewski, Al [E], Penn St. & Pitt. 1945
 O'Malley, Joe [E], Georgia 1955-56
 O'Neil, Bob [G], Ntr. Dame 1956-57
 Oniskey, Dick [G], Chattanooga 1955
 Orr, Jim [E], Georgia 1958-60
 Ortman, Chuck [QB], Michigan 1951

P

Palmer, Tom [T], Wake Forest 1953-54
 Papach, George [B], Purdue 1948-49
 Pastin, Frank [G], Waynesburg 1942
 Paschell, Bill [B], 1940
 Pascka, Gordon [G], Minnesota 1943
 Patrick, John [B], Penn State 1941, 45-46
 Patterson, Bill [QB], Baylor 1940
 Pavia, Ralph [G], Dayton 1947
 Pavkov, Stonko [G], Idaho 1939-40
 Peaks, Clarence [B], Mich. State 1964-65
 Pearson, Barry [WR], Northwestern ... 1972-73
 Pearson, Preston [B], Illinois 1970-74
 Pense, Leon [QB], Arkansas 1945
 Perko, John [G], Duq. 1937-40, 44**, 45-47
 Perry, Lowell [B], Michigan 1956
 Petchel, John [QB], Duquesne 1945
 Petersen, Ted [OT-C], Eastern Illinois . 1977-78
 Petrella, John [B], Penn State 1945
 Pierre, John [E], Pitt. 1945
 Pillath, Roger [T], Wisconsin 1966
 Pine, Ed [LB], Utah 1965
 Pinney, Ray [OT-G-C], Washington 1976-78
 Pirro, Rocco [G], Catholic U 1940-41
 Pittman, Mel [C], Hardin-Simmons 1935
 Platuska, George [E], Duquesne 1938-41
 Popovich, John [B], St. Vinc. 1944** 45
 Postus, Al [B], Villanova 1945
 Pottios, Myron [LB], Ntr. Dame 1963-65
 Potts, Bill [B], Villanova 1934
 Pough, Ernest [WR], Texas Southern . 1976-77
 Powell, Tim [E], Northwestern 1966
 Powers, John [E], Ntr. Dame 1962-66
 Priatko, Bill [LB], Pitt. 1957

Q

Quatse, Jesse [T], Pitt. 1933-34

R

Raborn, Carroll [C], SMU 1936-37
 Rado, Alex [B], New River State, 1934-35
 Rado, George [G], Duquesne 1935-37
 Radosevich, George [C], Pitt. 1953
 Ragunas, Vince [B], VMI 1949
 Rajkovich, Pete [B], Detroit 1934
 Randour, Hub, Pitt. 1935
 Rankin, Walt [B], Texas Tech 1944**
 Raskowski, Leo [T], Ohio State 1933
 Reavis, Dave [DT], Arkansas 1974-75
 Rechichar, Bert [B], Tennessee 1960
 Recutt, Ray [E], VMI 1943*
 Reger, John [LB], Pitt. 1955-63
 Renfro, Will [G], Memphis State 1960
 Repko, Joe [T], Boston College 1946-47
 Reutershan, Randy [DB], Pitt. 1978
 Reynolds, Jim [B], Okl. A & M 1946
 Reynolds, Billy [B], Pitt. 1958
 Rhodes, Don [T], W & J 1933
 Ribble, Loran [G], Har-Simmons 1934-35
 Richards, Perry [E], Detroit 1957
 Riffle, Dick [B], Albright 1941-42
 Rizzo, Tony, Duquesne 1938
 Roberts, John [B], Georgia 1934
 Robinson, Gil [E], Catawba 1933
 Robinson, Jack [T], N.E. Mo. St. 1938
 Robnett, Marshall [C], Tex. A & M 1944**
 Rodak, Mike [B], West Reserve 1942
 Rogel, Fran [B], Penn State 1950-57
 Rogers, Cullen [B], Texas A & M 1946
 Rorison, Jim [T], S. Cal. 1938
 Rosepink, Marty [G], Pitt. 1947
 Rowley, Bob [LB], Virginia 1963
 Rowser, John [DB], Michigan 1970-73
 Rozelle, Aubrey [LB], Delta State 1957
 Rucinski, Ed [E], Indiana 1944**
 Ruple, Ernie [T], Arkansas 1968-69
 Russell, Andy [LB], Missouri 1963, 1966-76
 Ryan, Ed [E], St. Mary's [Cal.] 1948

S

Sader, Steve [B] 1943*
 Salata, Paul [E], Southern California .. 1950-51
 Sample, John [B], Maryland St. 1961-62
 Samuel, Don [B], Oregon State 1949-50
 Samuelson, Carl [T], Nebraska 1948-51
 Sandberg, Sigurd [T], Iowa Wes. 1935-37
 Sandefur, Wayne [B], Purdue 1936-37
 Sanders, John [G], SMU 1940-42
 Sandig, Curt [B], St. Mary of Tex 1942
 Sandusky, Mike [T], Maryland 1957-65
 Sapp, Theron [B], Georgia 1963-65
 Saul, Bill [LB], Penn State 1964, 66-68
 Saumer, Sylvester [B], St. Olaf 1934
 Scarbath, Jack [QB], Maryland 1956
 Scales, Charles [B], Indiana 1960-61
 Scherer, Bernard [E], Nebraska 1939
 Schiechl, John [C], Santa Clara 1941-42
 Schmidt, John [C], Carnegie Tech 1940
 Schmitz, Bob [LB], Montana St. 1961-66
 Schnelker, Bob [E], Bowl. Green 1961
 Schuelke, Karl [B], Wisconsin 1939
 Schultz, Eberle [G], Ore. St. 1941-42
 Schwartz, Elmer [B], Wash. St. 1933
 Schweder, John [G], Penn 1951-55
 Scolnik, Glenn [WR], Indiana 1973
 Scot, Wilbert [LB], Indiana 1961
 Scudero, Joe [B], San Francisco 1960
 Seabright, Charles [QB], W. Vir. 1946-50
 Sears, Vic [T], Oregon State 1943*
 Sebastian, Mike [B], Pitt 1935
 Semes, Bernard [B], Duquesne 1944**
 Seward, Dean [B],
 Sexton, Brent [DB], Elon 1977
 Shaffer, George [B], W & J 1933
 Shanklin, Ron [WR], N. Tex. St. 1970-75
 Sharp, Rick [T], Washington 1970-71
 Shell, Donnie [S], So. Car. St. 1974-78
 Shepard, Charles [B], N. Tex. St. 1956
 Sheriff, Stan [LB], Cal. Polytech 1954
 Sherman, Alex [QB], Brooklyn 1943*
 Sherman, Bob [B], Iowa 1964-65
 Shields, Burrell [B], John Carroll 1954
 Shiner, Dick [QB], Maryland 1968-69
 Shipkey, Jerry [B], UCLA 1948-52
 Shorter, Jim [B], Detroit 1969
 Shurtz, Hubert [T], LSU 1948
 Shy, Don [B], San Diego St. 1967-68
 Simerson, John [T], Purdue 1958
 Simington, Milt [B], Arkansas 1942
 Simmons, Jerry [B], Bethune-Cookman 1965-66
 Simms, Bob [E], Rutgers 1962
 Simpson, Jack [B], Florida 1961-62
 Sinkovitz, Frank [C], Duke 1947-52
 Sirochman, George [G], Duquesne 1942
 Sites, Vince [E], Pitt 1936-37
 Skladany, Joe [E], Pitt 1934
 Skorich, Nick [G], Cincinnati 1946-48
 Skoronski, Ed [E], Purdue 1935-36
 Skulos, Mike [G], W & J 1938
 Slater, Walt [B], Tennessee 1947
 Smith, Ben [E], Alabama 1934-35
 Smith, Billy Ray [T], Arkansas 1958-60
 Smith, Bob [B], N. Texas State 1966
 Smith, Dave [WR], Indiana [Pa.] 1970-72
 Smith, Jim [WR], Michigan 1977-78
 Smith, Laverne [RB], Kansas 1977
 Smith, Ron [QB], Richmond 1966
 Smith, Steve [E], Michigan 1966
 Smith, Stu [QB], Bucknell 1937-38
 Smith, Truett [QB],
 Wyoming & Mississippi St. 1950-51
 Smith, Warren [T], Kanasa Wes. 1948
 Snyder, Bill [G], Ohio U. 1934-35
 Sodaski, John [DB], Villanova 1970
 Soleau, Bob [LB], Wm. & Mary 1964
 Somers, George [T], LaSalle 1941-42
 Sorce, Ross [T], Georgetown 1945
 Sortet, Wilbur [E], W. Virginia 1933-40
 Souchak, Frank [E], Pitt 1939
 Spinks, Jack [G], Alcorn A & M 1952
 Spizak, Charley [QB], Carn. Tech 1938
 Stagers, Jon [WR], Missouri 1970-71
 Stallworth, John [WR], Alabama A&M . 1974-78
 Stanton, John [B], N. Car. St. 1961
 Starret, Ben [B], St. Mary's of Cal. 1941
 Stautner, Ernie [T], Bost. Col. 1950-63
 Steele, Ernie [B], Washington 1943*

Stehouwer, Ron [B], Col. St. 1960-64
 Stenger, Brian [LB], Notre Dame 1969-72
 Stenn, Paul [T], Villanova 1947
 Steward, Denn [B], Ursinus 1943*
 Stock, John [E], Pitt 1956
 Stofko, Ed [B], St. Francis 1945
 Stoudt, Cliff [QB], Youngstown St. 1977-78
 Stough, Glen [T], Duke 1945
 Strand, Eli [G], Iowa State Coll. 1966
 Strugar, George [T], Washington 1962
 Strutt, Art [B], Duquesne 1935-36
 Stule, Ernie [B],
 Suhey, Steve [G], Penn State 1948-49
 Sulima, George [E], Boston U 1952-54
 Sullivan, Frank [C], Loyola [New Or.] 1940
 Sullivan, Robert [B], Holy Cross Iowa 1947
 Sutherin, Don [B], Ohio State 1959-60
 Swann, Lynn [WB], Southern California 1974-78
 Szot, Walter [T], Bucknell 1949-50

T

Tanguay, Jim [B], NYU 1933
 Tarasovic, George [E], LSU 1952-53, 56-63
 Tatum, Jesse [E], N. Car. St. 1938
 Taylor, Mike [T], S. Calif. 1968-69
 Tepe, Lou [C], Duke 1953-55
 Terry, Nat [CB], Florida State 1978
 Tesser, Ray [E], Carnegie Tech 1933-34
 Thomas, Clendon [B], Okla. 1962-68
 Thomas, J. T. [DB], Florida State 1973-77
 Thompson, Clarence [B], Minn 1937-38
 Thompson, Tommy [QB], Tulsa 1940
 Thornton, Sidney [RB],
 Northwestern La. 1977-78
 Thurbon, Bob [B], Pitt 1943*-44**
 Tiller, Morgan [E], Denver 1945
 Tinsley, Sid [B], Clemson 1945
 Titus, George [C], Holy Cross 1946
 Titus, Silas [E], Holy Cross 1945
 Toews, Loren [LB], California 1973-78
 Tomasetti, Lou [B], Bucknell 1939-40
 Tomasic, Andy [B], Temple 1942-46
 Tomlinson, Dick [G], Kansas 1950-51
 Tommerson, Clarence [B], Wis. 1938-39
 Tosi, John [B], Niagara 1939
 Tracy, Tom [B], Tennessee 1958-63
 Tsoutsouvas, Lou [C], Stanford 1938
 Turley, John [QB], Ohio Wes. 1935-36

V

Van Dyke, Bruce [G], Missouri 1967-73
 Varrichione, Frank [T], Ntr. Dame 1955-60
 Vaughan, John [QB], Ind. St. [Pa.] 1933-34
 Vidoni, Vic [E], Duquesne 1935-36
 Voss, Lloyd [T], Nebraska 1966-71

W

Wade, Bob [DB], Morgan State 1968
 Wade, Tom [QB], Texas 1964-65
 Wager, Clint [E], St. Mary's Minn. 1944**
 Wagner, Mike [S], Western Illinois 1971-78
 Walden, Bob [P], Georgia 1968-77
 Walsh, Bill [C], Notre Dame 1949-55
 Warren, Buist [B], Tennessee 1945
 Washington, Clarence [DT],
 Arkansas AM & N 1969-70
 Watkins, Tom [B], Iowa State 1968
 Watson, Allen [K], Newport [Wales] 1970
 Watson, Sid [B], Northeastern 1955-57
 Webster, Georgia [LB], Michigan State 1972-73
 Webster, Mike [C], Wisconsin 1974-78
 Weed, Thurlow [K], Ohio State 1955
 Weinberg, Henry [G], Duquesne 1934
 Weinstock, Izzy [B], Pitt 1937-38
 Weisenbaugh, Henry [B], Pitt 1935
 Wells, Billy [B], Mich. State 1957
 Wendlick, Joe [E], Oregon State 1941
 Wenzel, Ralph [E], Tulane 1942
 Wenzel, Ralph [G], San Diego St. 1966-70
 Westfall, Ed [B], Ohio Wes 1933
 Wetzel, Damon [B], Ohio State 1935
 Whalen, Tom [B], Catholic U 1933
 Wheeler, Ernie [B], N. Dak. State 1939
 White, Byron [B], Colorado 1938
 White, Dwight [DE], East Texas State . 1971-78
 White, Paul [B], Michigan 1947
 Wiehl, Joe [T], Duquesne 1935
 Wilburn, J. R. [WR] S. Car. 1966-70
 Wiley, Jack [T], Waynesburg 1946-50
 Williams, Dave [WR], Washington 1973

Williams, Don [G], Texas 1941
 Williams, Erwin [WR], Maryland St. 1969
 Williams, Joe [B], Ohio State 1939
 Williamr, Sidney [LB], Southern 1969
 Williamson, Fred [B], N'western 1960
 Wilson, Bill [E], Gonzaga 1938
 Winfrey, Carl [LB], Wisconsin 1972
 Winston, Dennis [LB], Arkansas 1977-78
 Winfrey, Carl [LB], Wisconsin 1972
 Wolf, Jim [DE], Prairie View 1974
 Womack, Joe [B], Los Angeles St. 1962
 Woodson, Mary [B], Indiana 1964-69
 Woudenberg, John [T], Denver 1940-42
 Wren, Lowe [B], Missouri 1960
 Wukits, Al [C], Duquesne 1943*-44*-45

Wydo, Frank [T], Cornell 1947-51

Y

Young, Al [WR], South Carolina St. ... 1971-72
 Young, Dick [B], Chattanooga 1957
 Younger, Paul [B], Grambling 1958
 Yurchey, John [B], Duquesne 1940

Z

Zaninelli, Silvio [B], Duquesne 1934-37
 Zimmerman, Leroy [QB], San Jose St. .. 1943*
 Zombek, Joe [E], Pitt. 1954
 Zopetti, Frank [B], Duquesne 1941

*Steelers combined with Philadelphia Eagles.

**Steelers combined with Chicago Cardinals.

STEELERS IN PRO BOWL GAMES

1951—HB Joe Geri (1), LB Jerry Shipkey (1), C Bill Walsh (1). 1952—HB Joe Geri (2), G George Hughes (1), LB Jerry Shipkey (2), C Bill Walsh (2). 1953—HB Lynn Chandnois (1), QB Jim Finks (1), HB Ray Mathews (1), DE Bill McPeak (1), E Elbie Nickel (1), LB Jerry Shipkey (3), DT Ernie Stautner (1). 1954—HB Lynn Chandnois (2), MG Dale Dodril (1), G George Hughes (2), DE Bill McPeak (2), HB Ray Mathews (2), E Elbie Nickel (2), DT Ernie Stautner (2). 1955—MG Dale Dodril (2), HB John Lattner (1). 1956—DB Jack Butler (1), MG Dale Dodril (3), HB Ray Mathews (3), DT Ernie Stautner (3), T Frank Varrichione (1). 1957—DB Jack Butler (2), DE Bill McPeak (3), E Elbie Nickel (3), FB Fran Rogel (1), DT Ernie Stautner (4), T Frank Varrichione (2). 1958—DB Jack Butler (3), MG Dale Dodril (4), E Jack McClairen (1), QB Earl Morral (1), DT Ernie Stautner (5), T Frank Varrichione (3), 1959—DB Jack Butler (4) DT Ernie Stautner (6), HB Tom Tracy (1), T. Frank Varrichione (4). 1960—DB Dean Derby (1), QB Bobby Layne (1), G John Nisby (1), E Jimmy Orr (1), LB John Reger (1), DT Ernie Stautner (7). 1961—LB John Reger (2), G Mike Sandusky (1), DT Ernie Stautner (8), HB Tom Tracy (2), T Frank Varrichione (5). 1962—E Buddy Dial (1), G John Nisby (2), LB Myron Pottois (1), LB John Reger (3), DT Ernie Stautner (9). 1963—TE Preston Carpenter (1), FB John Henry Johnson (1), DT Gene Lipscomb (1), DE Lou Michaels (1), C Buzz Nutter (1). 1964—T Charley Bradshaw (1), FB John Henry Johnson (2), DT Joe Krupa (1), DT Lou Michaels (2), LB Myron Pottios (2), DB Clendon Thomas (1). 1965—E Gary Ballman (1), T Charley Bradshaw (2), FB John Henry Johnson (3), LB Myron Pottios (3). 1966—E Gary Ballman (2). 1967—K Mike Clark (1), DB Brady Keys (1), DE Ben McGee (1). 1968—DB Marv Woodson (1). 1969—HB Dick Hoak (1), E Roy Jefferson (1), DE Ben McGee (2), LB Andy Russell (1). 1970—DT Joe Greene (1), E Roy Jefferson (2), P Bob Walden (1). 1971—DT Joe Greene (2), LB Andy Russell (2). 1972—DT Joe Greene (3), LB Andy Russell (3). 1973—LB Henry Davis (1), PK Roy Gerela (1), DT Joe Greene (4), RB Franco Harris (1), LB Andy Russell (4), DE Dwight White (1). 1974—DT Joe Greene (5), DE L. C. Greenwood (1), *LB Jack Ham (1), RB Franco Harris (2), LB Andy Russell (5), *WR Ron Shanklin (1), G Bruce Van Dyke (1), DE Dwight White (2). 1975—PK Roy Gerela (2), DT Joe Greene (6), DE L. C. Greenwood (2), LB Jack Ham (2), RB Franco Harris (3), LB Andy Russell (6). 1976—CB Mel Blount (1), *QB Terry Bradshaw (1), S Glen Edwards (1), DT Joe Greene (7), DE L. C. Greenwood (3), LB Jack Ham (3), RB Franco Harris (4), LB Jack Lambert (1), LB Andy Russell (7), WR Lynn Swann (1), S Mike Wagner (1). 1977—CB Mel Blount (2), S Glenn Edwards (2), DT Joe Greene (8), DE L. C. Greenwood (4), LB Jack Ham (4), *RB Franco Harris (5), LB Jack Lambert (2), CB J. T. Thomas (1), S Mike Wagner (2). 1978—LB Jack Ham (5), RB Franco Harris (6), LB Jack Lambert (3), WR Lynn Swann (2). 1979—CB Mel Blount (3), QB Terry Bradshaw (2), DT Joe Greene (9), DE L. C. Greenwood (5), LB Jack Ham (6), RB Franco Harris (7), LB Jack Lambert (4), S Donnie Shell (1), WR Lynn Swann (3), C Mike Webster (1).

*Injured—Did not play.

140. Houston at Miami 9:00

140. Houston at Miami 9:00

141.	Atlanta at New York Giants	4:00
142.	Baltimore at Miami	1:00
143.	Buffalo at New York Jets	1:00
144.	Los Angeles at Chicago	1:00
145.	Minnesota vs. Green Bay at Milw.	1:00
146.	New England at Denver	2:00
147.	Pittsburgh at Kansas City	12:00
148.	Oakland at Houston	12:00
149.	St. Louis at Washington	1:00
150.	San Diego at Cincinnati	1:00
151.	San Francisco at New Orleans	1:00
152.	Seattle at Cleveland	1:00
153.	Tampa Bay at Detroit	1:00

154. Philadelphia at Dallas 8:00

154. Philadelphia at Dallas 8:00

155.	Baltimore at New England	1:00
156.	Cincinnati at Houston	3:00
157.	Dallas at Washington	1:00
158.	Denver at San Francisco	1:00
159.	Detroit at Minnesota	1:00
160.	Green Bay at Buffalo	1:00
161.	Kansas City at Oakland	1:00
162.	Miami at Cleveland	1:00
163.	New Orleans at Seattle	1:00
164.	New York Giants at Tampa Bay	4:00
165.	New York Jets at Chicago	12:00
166.	Pittsburgh at San Diego	1:00
167.	St. Louis at Philadelphia	1:00

168. Atlanta at Los Angeles 6:00

168. Atlanta at Los Angeles 6:00

169.	Chicago at Detroit	12:30
170.	Houston at Dallas	3:00

169.	Chicago at Detroit	12:30
170.	Houston at Dallas	3:00

171.	Buffalo at New England	1.00
172.	Cleveland at Pittsburgh	1.00
173.	Kansas City at San Diego	1.00
174.	Los Angeles at San Francisco	1.00
175.	Miami at Baltimore	4.00
176.	Minnesota at Tampa Bay	1.00
177.	New Orleans at Atlanta	1.00
178.	Oakland at Denver	2.00
179.	Philadelphia at Green Bay	1.00
180.	St. Louis at Cincinnati	1.00
181.	Washington at New York Giants	1.00

182. New York Jets at Seattle 6:00

182. New York Jets at Seattle 6:00

183. New England at Miami 8:30

183. New England at Miami 8:30

184.	Atlanta at San Diego	1:00
185.	Baltimore at New York Jets	1:00
186.	Chicago at Tampa Bay	1:00
187.	Cincinnati at Pittsburgh	1:00
188.	Denver at Buffalo	1:00
189.	Detroit at Philadelphia	1:00
190.	Green Bay at Washington	1:00
191.	Houston at Cleveland	1:00
192.	Minnesota at Los Angeles	1:00
193.	New York Giants at Dallas	3:00
194.	San Francisco at St. Louis	1:00
195.	Seattle at Kansas City	1:00

196. Oakland at New Orleans 8:00

196. Oakland at New Orleans 8:00

197.	Dallas at Philadelphia	12:30
198.	Denver at Seattle	1:00

197.	Dallas at Philadelphia	12:30
198.	Denver at Seattle	1:00

199.	Buffalo at Minnesota	1:00
200.	Chicago at Green Bay	12:00
201.	Cincinnati at Washington	1:00
202.	Cleveland at Oakland	1:00
203.	Kansas City at Baltimore	2:00
204.	Los Angeles at Atlanta	1:00
205.	Miami at Detroit	1:00
206.	New England at New York Jets	4:00
207.	New York Giants at St. Louis	12:00
208.	San Diego at New Orleans	3:00
209.	Tampa Bay at San Francisco	1:00

210. Pittsburgh at Houston 8:00

210. Pittsburgh at Houston 8:00

211.	Green Bay at Detroit	4:00
212.	New York Jets at Miami	12:30

211.	Green Bay at Detroit	4:00
212.	New York Jets at Miami	12:30

SUNDAY, DECEMBER 16	
213.	Baltimore at New York Giants 1:00
214.	Buffalo at Pittsburgh 1:00
215.	Cleveland at Cincinnati 1:00
216.	Kansas City at Tampa Bay 1:00
217.	Minnesota at New England 1:00
218.	New Orleans at Los Angeles 1:00
219.	Philadelphia at Houston 3:00
220.	St. Louis at Chicago 1:00
221.	San Francisco at Atlanta 1:00
222.	Seattle at Oakland 1:00
223.	Washington at Dallas 3:00

224. Denver at San Diego 6:00

224. Denver at San Diego 6:00

2005 POSTSEASON GAMES

Sunday, Dec. 23 NFL First Round Playoffs (CBS and NBC)
Saturday, Dec. 29 ... AFC and NFC Divisional Playoffs (NBC and CBS)
Sunday, Dec. 30 AFC and NFC Divisional Playoffs (NBC and CBS)
Sunday, Jan. 6 AFC Championship Game (NBC)
NFC Championship Game (CBS)
Sunday, Jan. 20 Super Bowl XIV in Rose Bowl,
Pasadena, California (CBS)
Sunday, Jan. 27 .. AFC-NFC Pro Bowl at Honolulu, Hawaii (day, ABC)

2005 POSTSEASON GAMES

Sunday, Dec. 23 NFL First Round Playoffs (CBS and NBC)
Saturday, Dec. 29 ... AFC and NFC Divisional Playoffs (NBC and CBS)
Sunday, Dec. 30 AFC and NFC Divisional Playoffs (NBC and CBS)
Sunday, Jan. 6 AFC Championship Game (NBC)
NFC Championship Game (CBS)
Sunday, Jan. 20 Super Bowl XIV in Rose Bowl,
Pasadena, California (CBS)
Sunday, Jan. 27 .. AFC-NFC Pro Bowl at Honolulu, Hawaii (day, ABC)

August 14	Cut rosters to 60
August 21	Cut rosters to 50
August 27	Cut rosters to 45
October 9	Trading Deadline
December 18	Postseason rosters frozen
January 28	Trading resumes

August 14	Cut rosters to 60
August 21	Cut rosters to 50
August 27	Cut rosters to 45
October 9	Trading Deadline
December 18	Postseason rosters frozen
January 28	Trading resumes



WHATEVER IT TAKES

to send our Olympics athletes
to Moscow in 1980—that's the
goal of the Pitts-
burgh World of
People Olympic
Fund. We need
your help.



**BOX 1980
PITTSBURGH, PA 16230**



THE 1980 OLYMPIC SPONSORS:
HILL'S DEPT. STORE
MCDONALD'S
PITTSBURGH NATIONAL BANK
SHOP-N-SAVE